

# A-Rhyming We Will Go

A-rhyming we will go,


A-rhyming we will go;

We'll catch a \_\_\_\_\_

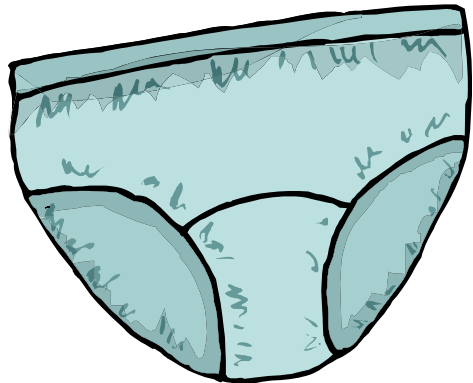


And put him in a \_\_\_\_\_ ,

And then we'll let him go!




Adapted from [Oh, A-Hunting We Will Go](#) by John Langstaff









[www.thisreadingmama.com](http://www.thisreadingmama.com)



Picture Key: fox-box, goat-boat, bear-underwear









Picture Key: pig-wig, duck-truck, fish-dish






Cut out the rhyming words and paste them around the cat (from previous page) Then say each rhyming word together. Can you think of even more rhyming words (real or silly)?








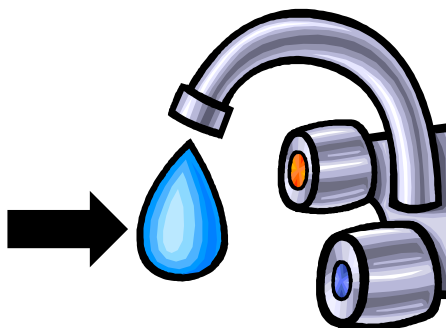

Cut out the rhyming words and paste them around the bell (from previous page) Then say each rhyming word together. Can you think of even more rhyming words (real or silly)?










Cut out the rhyming words and paste them around the ship (from previous page) Then say each rhyming word together. Can you think of even more rhyming words (real or silly)?






Cut out the rhyming words and paste them around the top (from previous page) Then say each rhyming word together. Can you think of even more rhyming words (real or silly)?



cop, stop, pop, hop, mop, shop




Cut out the rhyming words and paste them around the bug (from previous page) Then say each rhyming word together. Can you think of even more rhyming words (real or silly)?



jug, rug, mug, hug, plug, tug

# Clip a Rhyme

Print off onto cardstock, cut apart into strips like the example below & laminate for durability.



**Directions:** Child identifies the first picture, names the other pictures, then uses a clothespin to clip the one picture that rhymes with the first one. (Example above: *bee*- child would clip *tree*). Great for fine motor!

## Picture Keys

pg. 1

bee, dog, tree, mop

cat, sock, star, rat

bug, fish, rug, frog

king, whale, ring, bear

top, stop, smell, bug

pg. 2

mouse, log, house, shell


block, kite, clock, zip

bear, plug, stop, chair



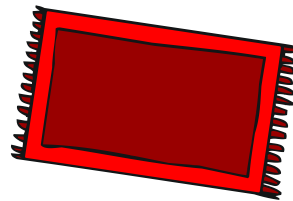


star, box car, pig

duck, truck, fox, hop

# Clip a Rhyme






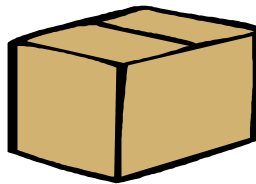









[www.thisreadingmama.com](http://www.thisreadingmama.com)





# Clip a Rhyme





# Hat on a Cat



[www.thisreadingmama.com](http://www.thisreadingmama.com)


Version 2: Read and Paste

Sight Words: *I, see, a, on*


Updated Rhyme Time Pre-K/K Pack

© 2014 All Rights Reserved.


[www.thisreadingmama.com](http://www.thisreadingmama.com)




I see a hat on a cat.




I see a bee on a tree.




I see a fox on a box.





I see a bug on a rug.



I see a frog on a log.



I see a truck on a duck!



Cut out the  
pictures. Paste  
them into the book  
onto the rhyming  
pages.



# Hat on a Cat



[www.thisreadingmama.com](http://www.thisreadingmama.com)


Version 2: Read, Paste, and Write

Sight Words: *I, see, a, on*

Updated Rhyme Time Pre-K/K Pack  
© 2014 All Rights Reserved.  
[www.thisreadingmama.com](http://www.thisreadingmama.com)




I see a \_\_\_\_\_ on a cat.




I see a \_\_\_\_\_ on a tree.







I see a \_\_\_\_\_ on a box.



I see a \_\_\_\_\_ on a rug.





I see a \_\_\_\_\_ on a log.




I see a \_\_\_\_\_ on a duck!

Rhyming Pictures for Reader  
Cut out the pictures. Paste them into  
the book onto the rhyming pages.









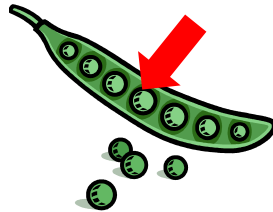







Cut out word cards. Child can use them to help  
him spell words in the reader. Child can also cut  
and paste these words in the reader.



hat	bug
bee	frog
fox	truck

# That's Not a Rhyme!

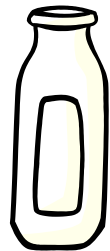







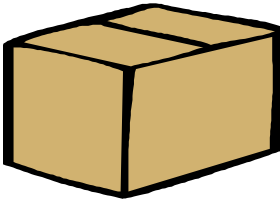

Can you find the picture that does NOT rhyme?



Picture Key: bell, shell, bug, smell / cop, stop, mop, duck / tree, rug, pea, bee / cat, hat, goat, bat / clock, block, sock, drip

# That's Not a Rhyme!

Can you find the picture that does NOT rhyme?




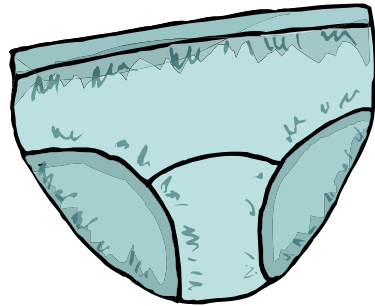


Picture Key: frog, dog, log, snake / box, kite, fox, socks / rug, bug, bear, jug / tail, whale, pail, cat / car, bee, star, jar





# Open-Ended Rhyming Picture Cards

These color rhyming picture cards can help you play with rhymes any time!


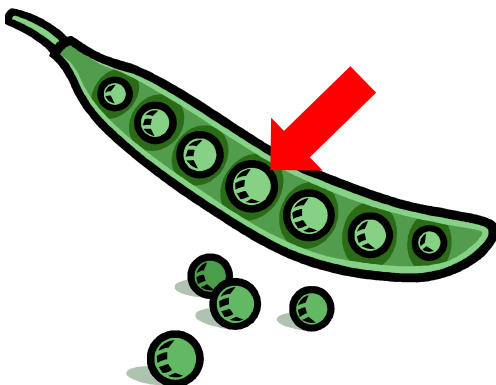




Here are a few ideas:




- Rhyming Memory Match
- Put out two cards that rhyme and one that doesn't and see if your child can find the one that doesn't rhyme.
- Sort them on a pocket chart by rhyme
- Have fun and create your own rhyming games!










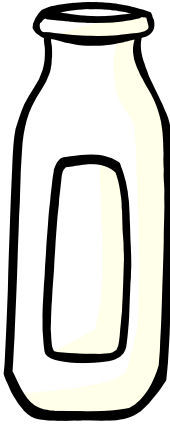













star, car, jar, bar/king, ring, swing, wing

Print onto cardstock, cut apart and laminate.

The child picks a number then finds the number on the hat picture and covers it.

1

2

3

4

5

6

7

8

9

10

11

12

13

14

15

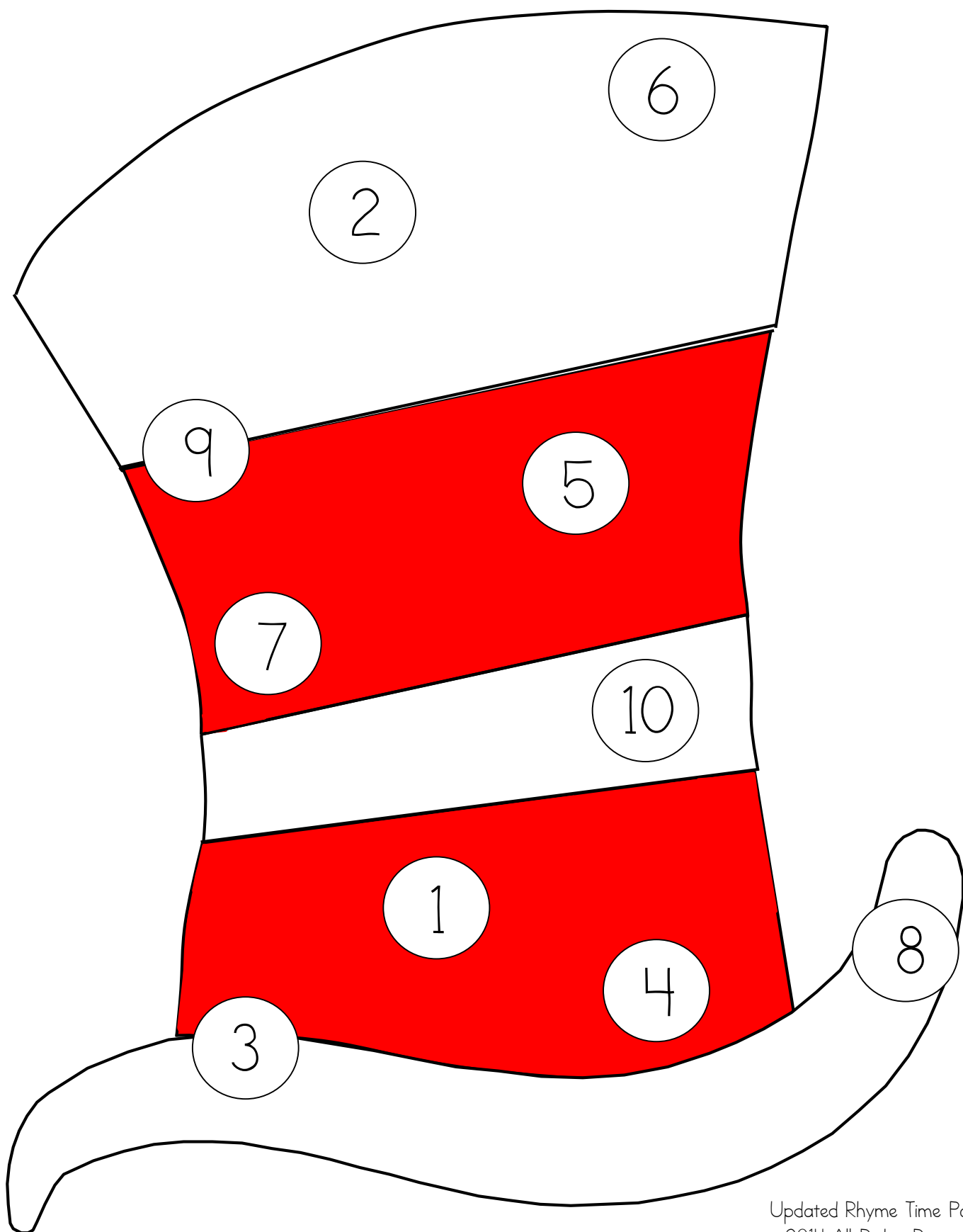
16

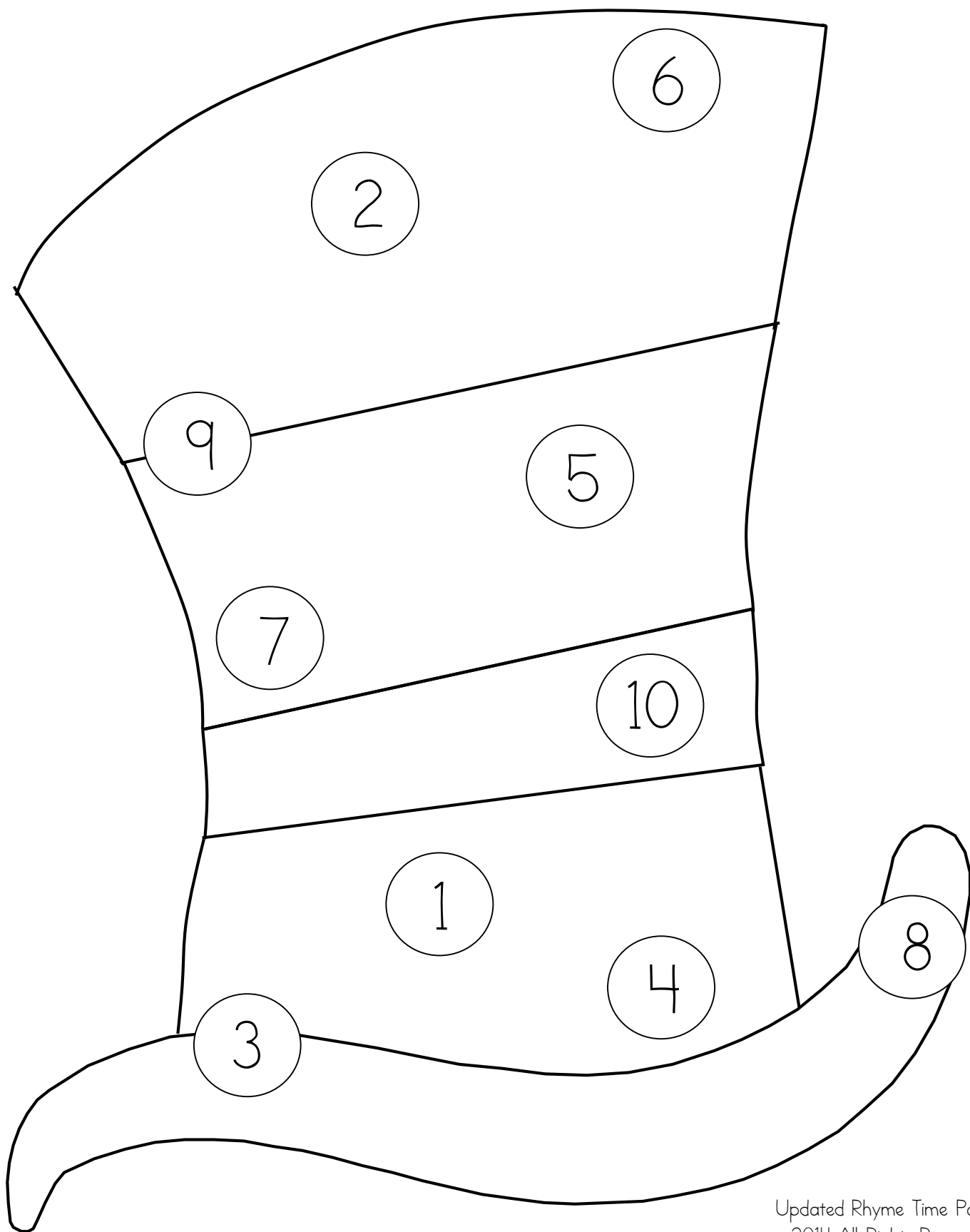
17

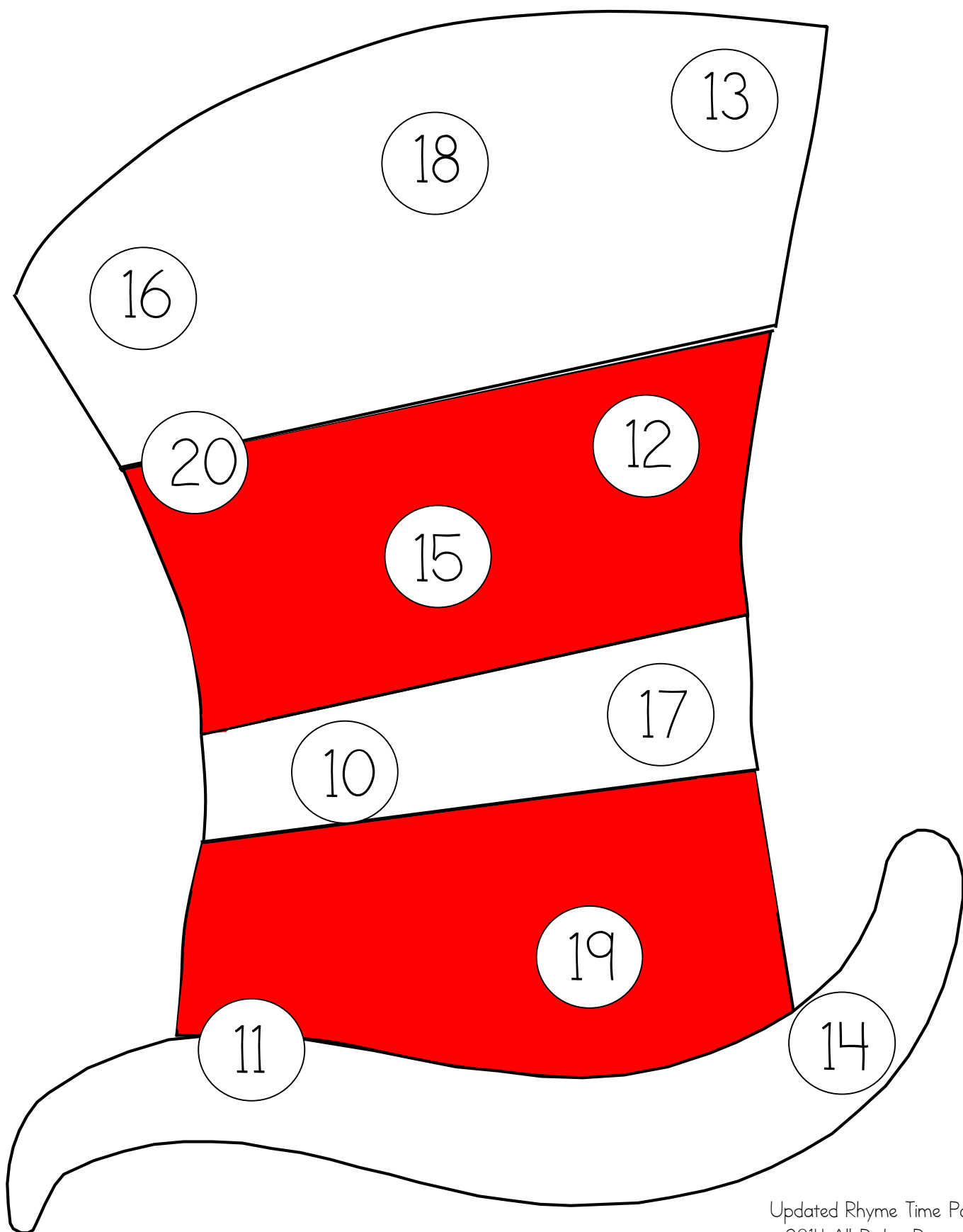
18

19

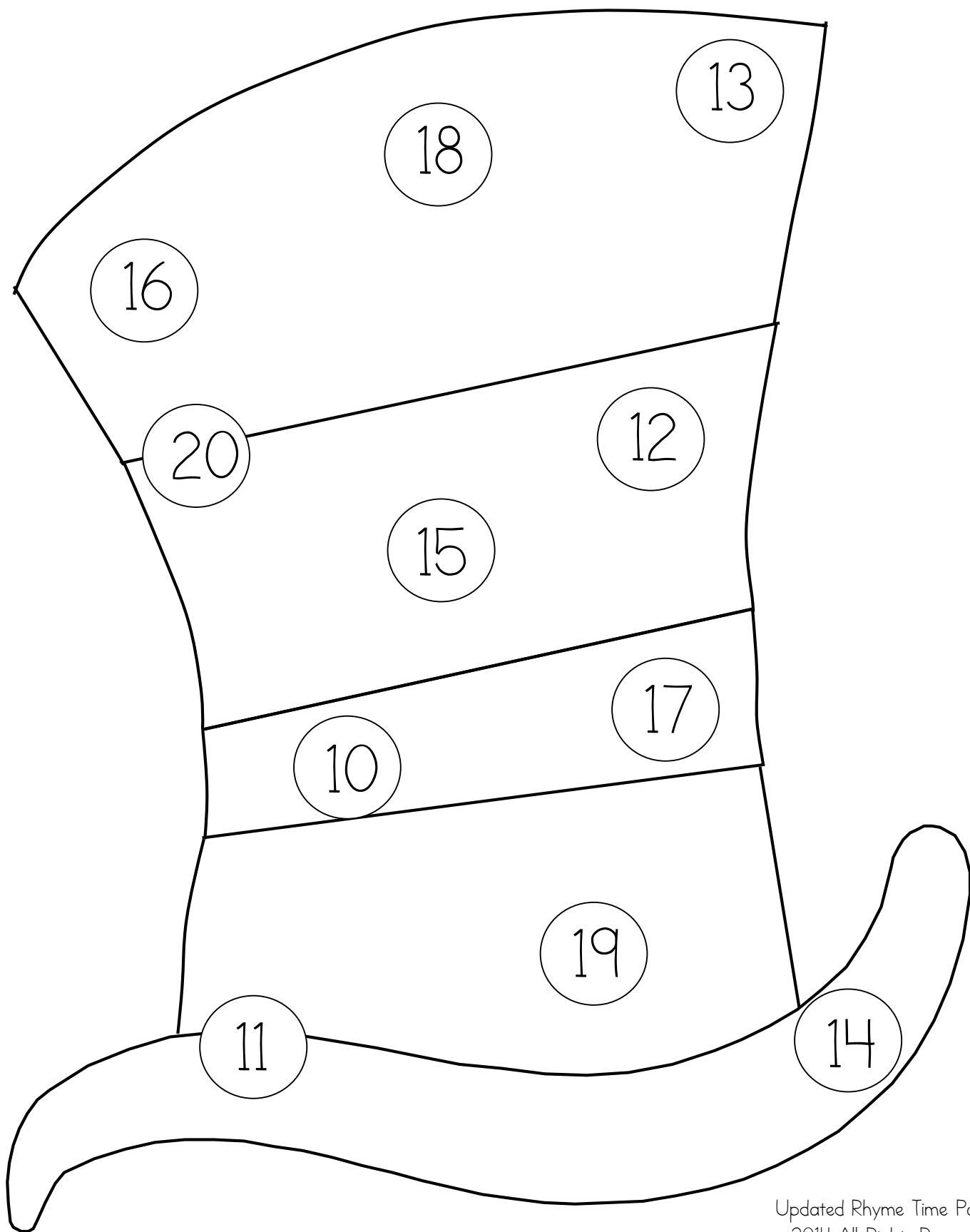
20

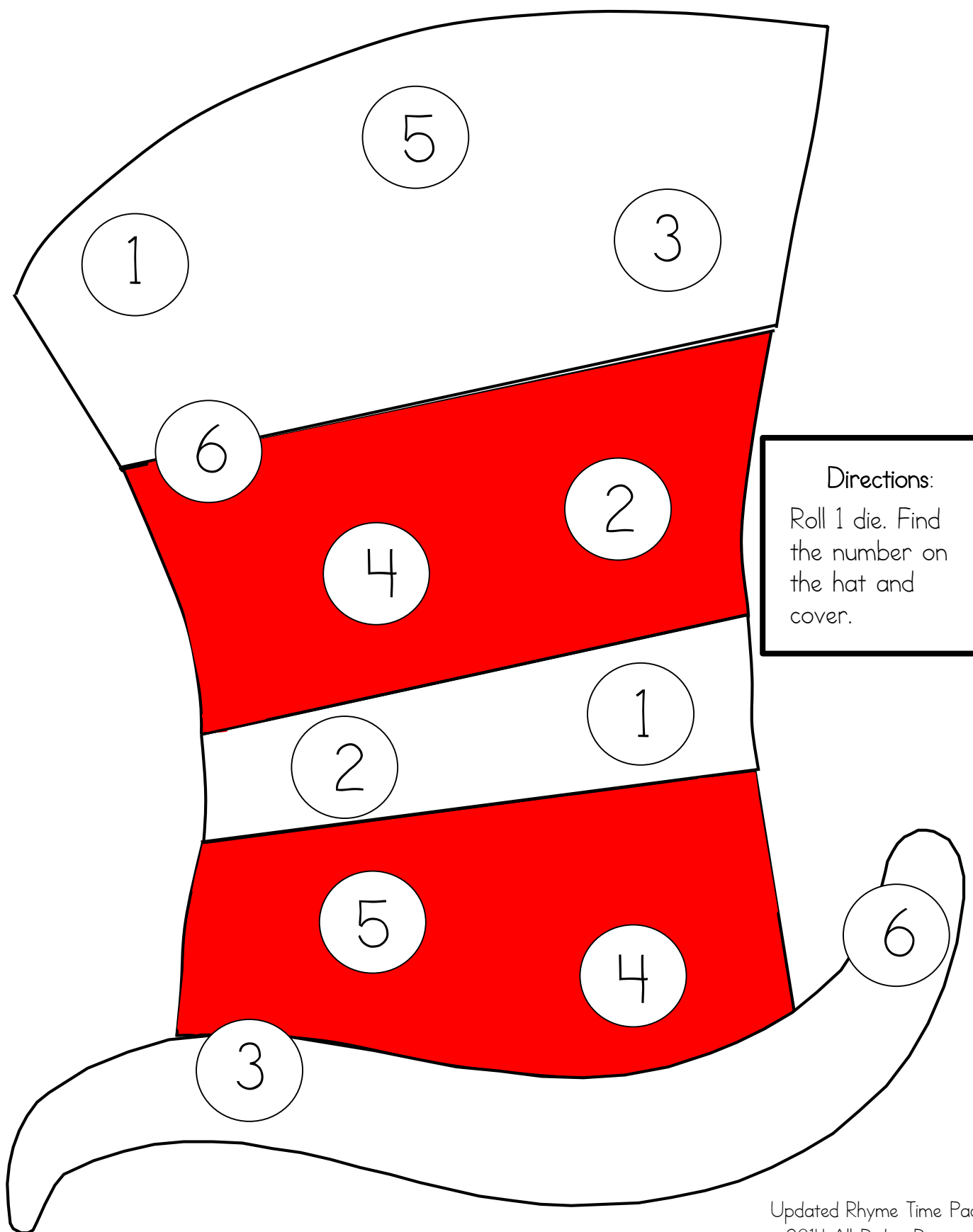


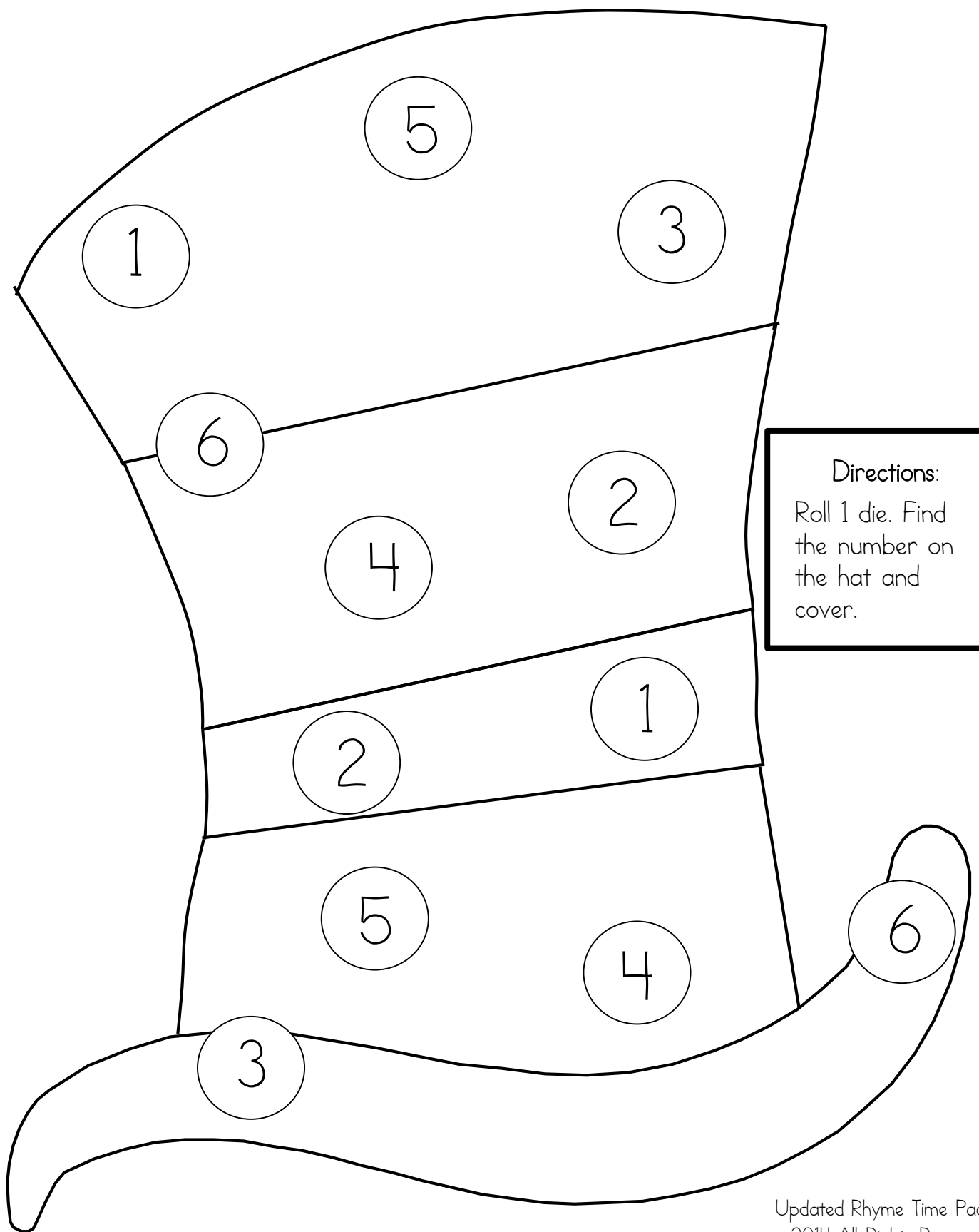


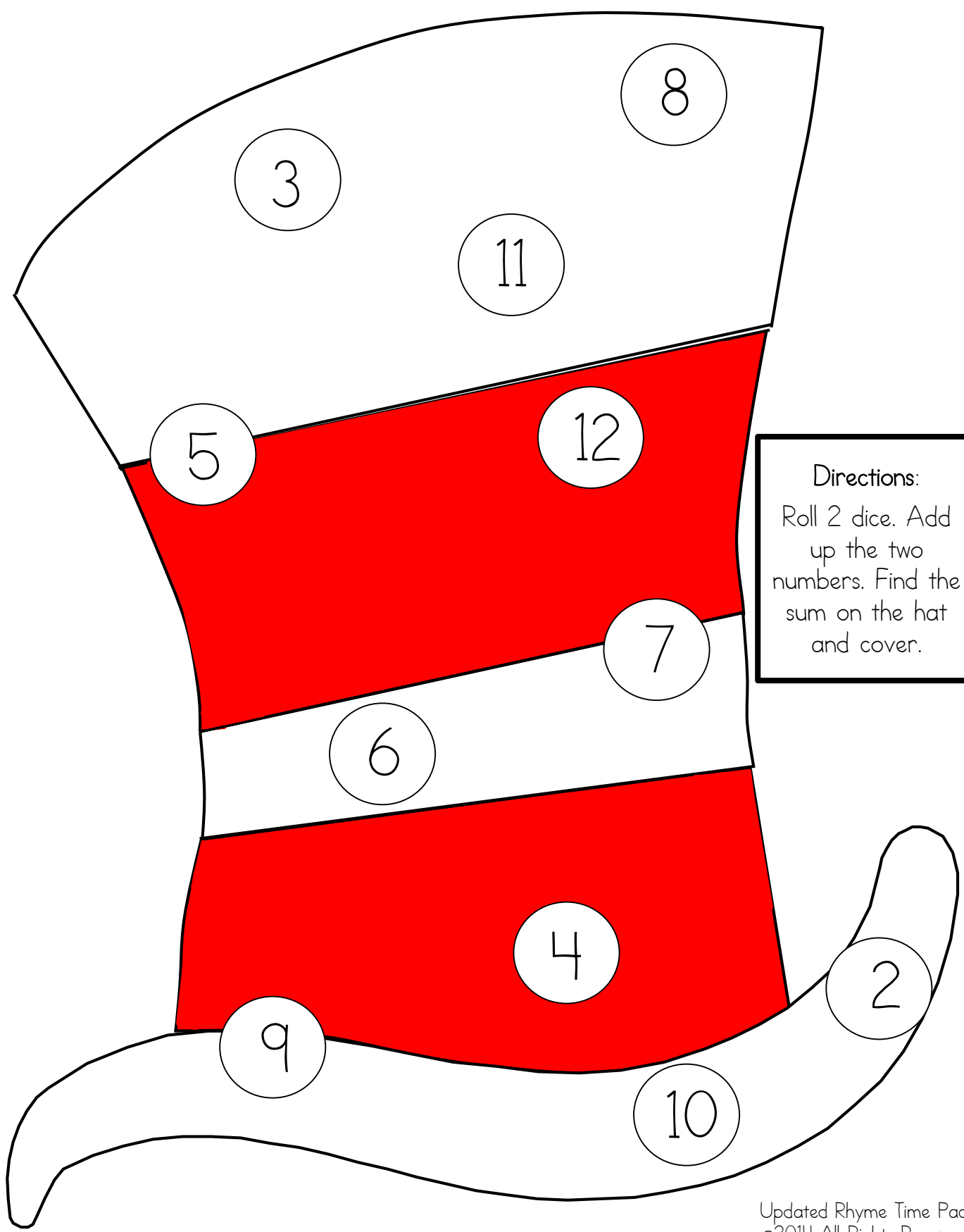






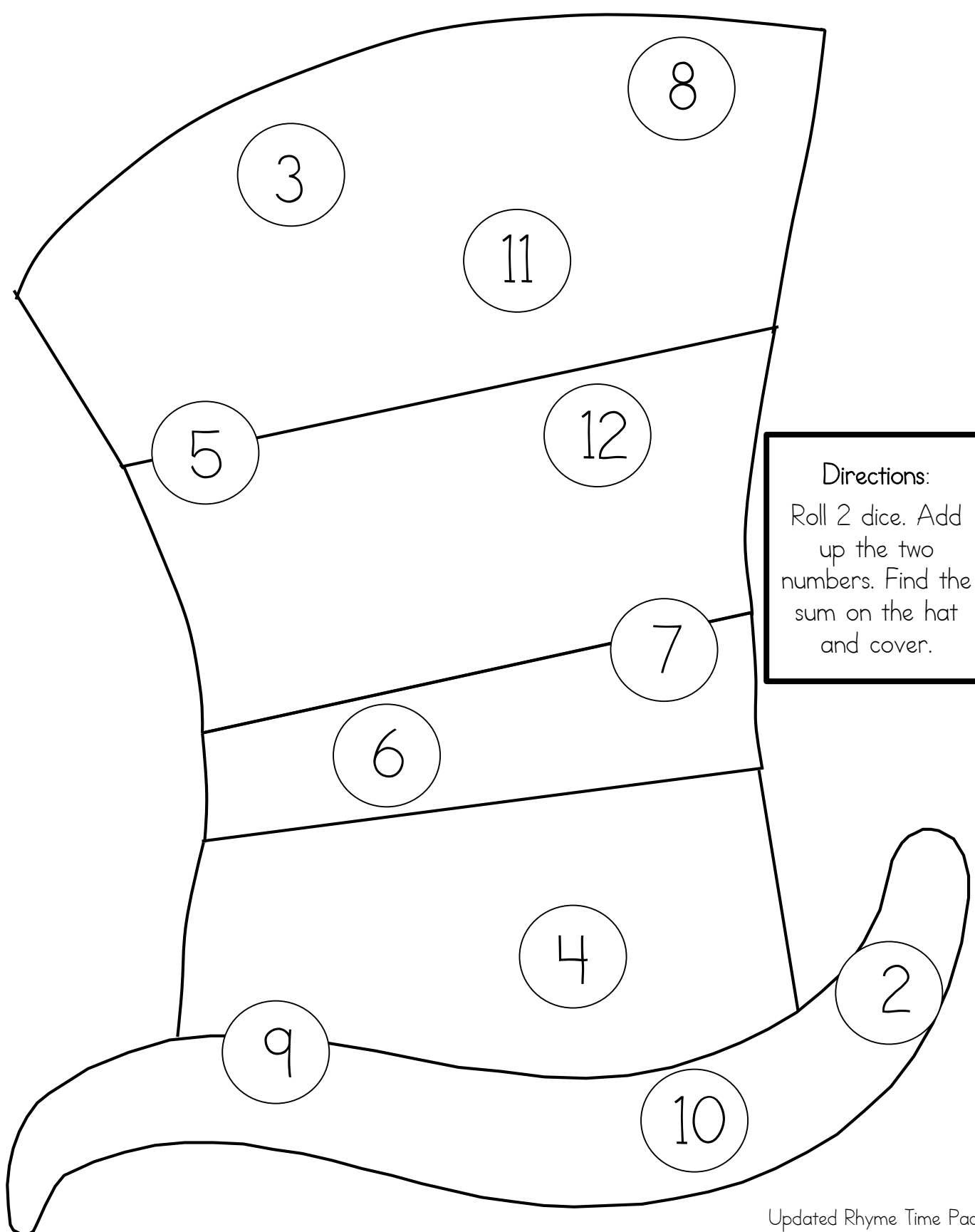






Directions:  
Roll 2 dice. Add  
up the two  
numbers. Find the  
sum on the hat  
and cover.

Hat Sums- 2 dice



Directions:  
Roll 2 dice. Add  
up the two  
numbers. Find the  
sum on the hat  
and cover.