



The Global Language of Business

**GS1 US University**

# Getting Started with GS1 US

An Introduction to Product Identification

---

Kristin Halle, Marketing Manager, GS1 US  
Anoop Kaistha, Training Manager, GS1 US



# Just a Few Items

---

- Phones are in listen only mode
- Please type questions in the “Questions” panel
- This session is also available for playback in the GS1 US Learning Management System (LMS)
  - Visit <http://gs1us.xceleratemedia.com/login/> to create a complimentary account
- A link to the presentation material can be found in the reminder email and here - [www.gs1us.org/getstartedwebinar](http://www.gs1us.org/getstartedwebinar)

# Antitrust Caution

---

**GS1 US is committed to complying fully with antitrust laws.**

We ask everyone to refrain from discussions in areas of antitrust such as pricing, deal-making, selling, promoting, or other activities which could be viewed as anti-competitive.

If anyone believes the discussion is approaching these boundaries, please inform a GS1 US representative.

Please remember to make your own business decisions and that all GS1 Standards are voluntary and not mandatory.

Please review the complete GS1 US antitrust policy at:  
<http://www.gs1us.org/gs1-us-antitrust-compliance-policy>

# Getting Started with Product Identification

---



# Agenda

---

- GS1 US / Why Standards
- GS1 US Membership
- GS1 Company Prefix
- Building Your UPC-A Barcode
  - Global Trade item Number (GTIN)
- Basic GTIN Assignment
- Resources
- GS1 US Data Hub | Product ®
  - How to Access
  - Help Resources Available
- Q/A



THE GLOBAL LANGUAGE OF BUSINESS

# 110+ Member Organizations Serving Business Around the World


2 million + companies world wide use GS1 Standards

6 billion barcodes scanned daily

40+ years - GS1 US pioneer of UPC-barcode

# When There is no Global Standard....

---



# The Global Language of Business

---

## GS1 Standards



### Identify

#### GS1 Identification Numbers

Companies, Products, Locations, Logistics, Assets, and Services



### Capture

#### GS1 Data Carriers

Barcodes and EPC-enabled RFID



### Share

#### GS1 Data Exchange

Master Data, Transactional Data, and Physical Event Data

# GS1 US Membership

---

GS1 US is a user-driven membership organization that came together more than 40 years ago with the introduction of the U.P.C. barcode. You become a member when...

- **License a GS1 Company Prefix** as the first step in creating standardized product identification numbers and U.P.C. barcodes.
- **Join a GS1 US Industry Initiative** to help develop solutions to industry challenges through the use of GS1 Standards.
- **Become a GS1 US Solution Partner** to join a select group of companies that, as GS1 Standards Professionals, can help industry implement GS1 Standards.



# Member Benefits

---

- **Get Started Roadmap**
- **Get Started Webinars**
- **Webinars and Industry Calls**
- **Learning Management System**
- **Reference Library**
- **E Commerce Documents**
  - **All versions of EDI**
  - **EANCOM**
  - **Link to GS1 XML message standards and schema**
- **Call Center Support**
- **Industry Pages**
- **Resource links and Case Studies**
- **Industry Calls**
- **GS1 US Data Hub®**



Accessible through  
myGS1 US, Industry  
Pages, and Industry  
Collateral



Classroom, On-line  
and Self-Help

# Your Licensed GS1 Company Prefix

# Understanding the Company Prefix

---



If your U.P.C. Company Prefix is...	You can create this many U.P.C. Barcodes...
6-digits	100,000
7-digits	10,000
8-digits	1,000
9-digits	100
10-digits	10



# GS1 US GEPIR – Search by Company Name

Searching

Company

GTIN

GLN

SSCC

Search by Company

Company Name

GS1 US

Street Address

Optional

City

Optional

Zip/Postal Code

Optional

Country

UNITED STATES

Search

Clear Search Criteria

Search Results

This information is provided by: GS1 US, INC.

Response Code: 0 (No error)

10 records per page

Entity GLN	U.P.C. Company Prefix	GS1 Company Prefix	Company
filter	filter	filter	filter
0614141000005	895123001	0895123001	GS1 US, INC. 7887 WASHINGTON VILLAGE DR STE 300 DAYTON, OH 45459-3988 US
0614141000005	614141	0614141	GS1 US, INC. 7887 WASHINGTON VILLAGE DR STE 300 DAYTON, OH 45459-3988 US

<http://gs1us.org/gepir>


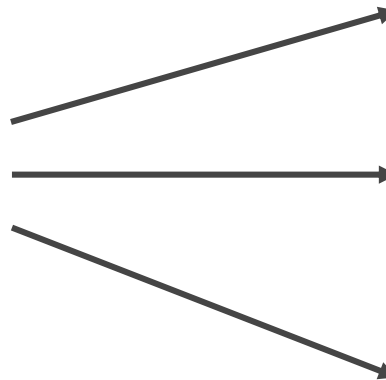
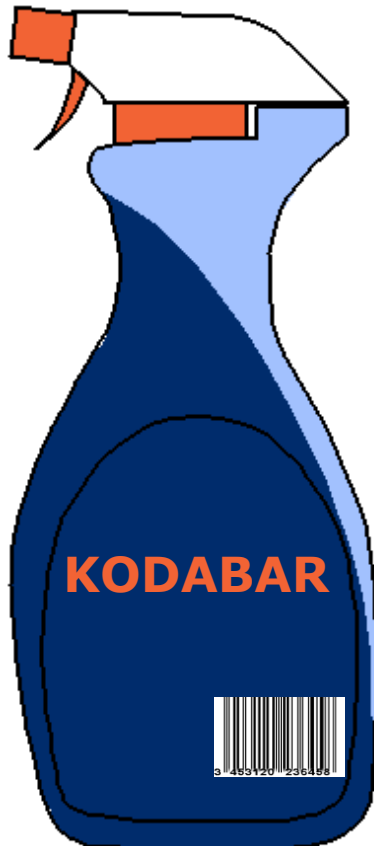
# Overview of GTIN (Global Trade Item Number)

# What is a Trade Item?

Any item (product or service) upon which there is a need to retrieve pre-defined information and that may be priced, ordered, or invoiced at any point in any supply chain.

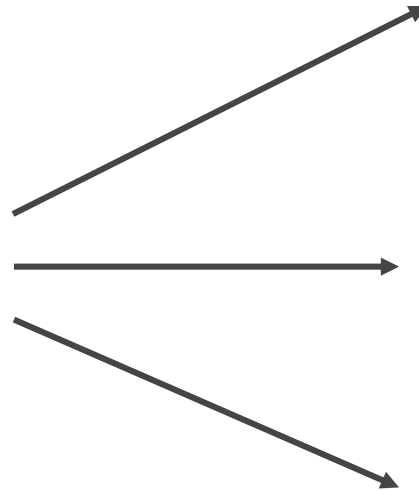


# 1 Product = 1 GTIN



# 1 GTIN = 1 Product

---



# Building your Product Identification GTIN-12 in a UPC-A Barcode

# GTIN-12 in UPC-A Barcode



# Point of Clarification

---



◀ ..... **Data Carrier (UPC-A Barcode)**

◀ ..... **Data Structure (GTIN-12)**

# GTIN-12 Structure

---



## Step 1

**U.P.C. Company Prefix** licensed by GS1 US is the first and constant element

A unique number licensed to a company by GS1 US  
Variable from 6 to 10 digits



## Step 2

**Item Reference** is assigned by you to each specific product

Variable from 1 to 5 digits, depending upon the length of your Company Prefix



## Step 3

**Check Digit** is always the last digit of GTIN®

Calculated from all the other numbers and guarantees your GTIN has been accurately created

# Step 1: The U.P.C. Company Prefix

- Licensed to a company by GS1 US
- Vary in Length (6 – 10 digits)

Company A



Company B




## Step 2: Item Reference

- The Item Reference is variable from 1 to 5 digits, depending upon the length of your Company Prefix
- Sequentially assigned number to each of your specific product

Company A



Company B




# Step 3: Calculate the Check Digit

- Always the last number of your GTIN-12
- Modulo 10 calculation that ensures the integrity of your GTIN-12

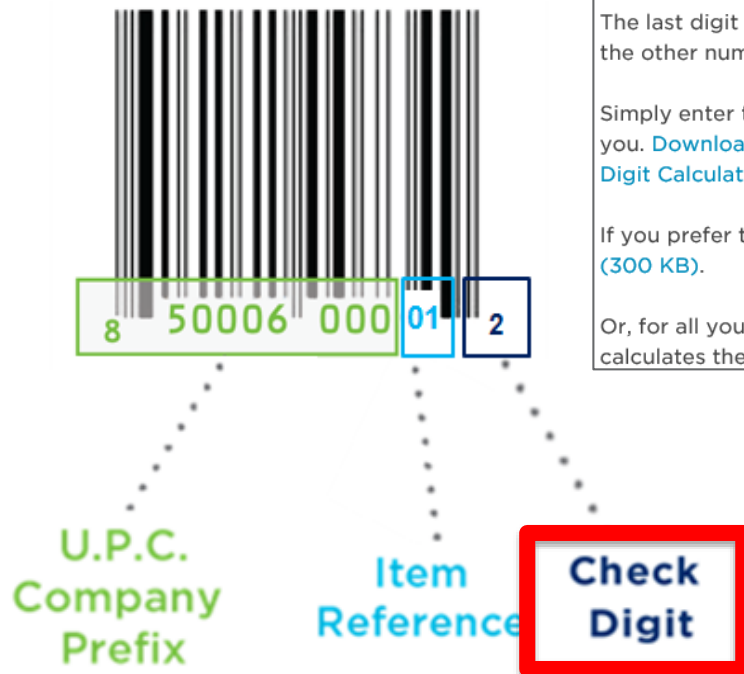
Company A



Company B



# Step 3: Calculate the Check Digit



## Check Digit Calculator

The last digit of a barcode number is a calculated check digit. The check digit is calculated from all the other numbers in the barcode and helps to confirm the integrity of your barcode number.

Simply enter the ID Number below and the Check Digit Calculator will calculate the last digit for you. [Download and view these PDF instructions about the ID number and how to use the Check Digit Calculator.](#)

If you prefer to calculate the check digit on your own, [download and read these PDF instructions \(300 KB\).](#)

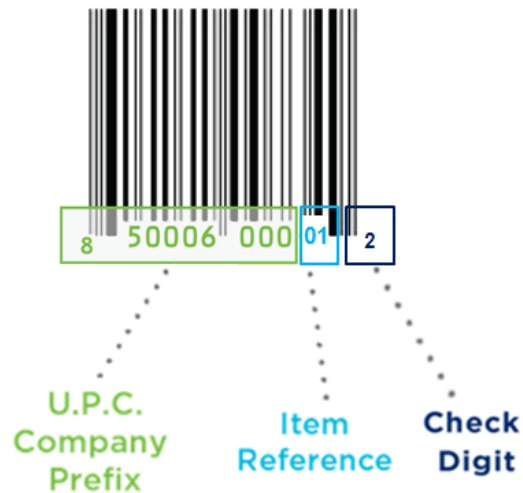
Or, for all your barcode needs, use our online barcode creation tool, [GS1 US Data Hub\\* | Product](#). It calculates the check digit automatically.

	ID Number	Check Digit		
GTIN-12	<input type="text"/>	<input type="text"/>	<input type="button" value="Calculate"/>	<input type="button" value="Clear"/>

<http://gs1us.org/checkdigit>

# Capacity = How Many U.P.C. Barcodes

If your U.P.C. Company Prefix is...	You can create this many U.P.C. Barcodes...	Your Item Reference is...	Your Item Reference Numbering is...
6-digits	100,000	5-digits	00000 - 99999
7- digits	10,000	4-digits	0000 - 9999
8-digits	1,000	3-digits	000 - 999
9-digits	100	2-digits	00 - 99
10-digits	10	1- digit	0 - 9



# Unique Device Identification (UDI)

# What is a UDI?

---

- Code on the device label, packaging or product, in both easily readable plain-text and automatic identification and data capture (AIDC) format
- **Two parts : UDI = DI+PI**
  - **Device Identifier (DI)** (static) – specific to a device version or device model
  - **Production Identifier(s) (PI)** (dynamic) – one or more currently used control/production information, such as lot/batch, serial number, manufacturing date, expiration date

UDI = Unique Device Identification

# UDI Compliant Barcode Examples

---



(01) 1 0030404 01234 4  
(10) B9874C



(01) 2 0030404 01234 1  
(10) EQ4592M



# Basic GTIN Assignment

# Assigning Unique Numbers - Colors

---



6	1	4	1	4	1	0	0	0	0	1	2
---	---	---	---	---	---	---	---	---	---	---	---




6	1	4	1	4	1	0	0	0	0	2	9
---	---	---	---	---	---	---	---	---	---	---	---

# Assigning Unique Numbers - Size


---



Medium



Large



# Assigning Unique Numbers - Variation



6	1	4	1	4	1	0	0	0	0	5	0
---	---	---	---	---	---	---	---	---	---	---	---



6	1	4	1	4	1	0	0	0	0	6	7
---	---	---	---	---	---	---	---	---	---	---	---



6	1	4	1	4	1	0	0	0	0	7	4
---	---	---	---	---	---	---	---	---	---	---	---

# In Summary

---

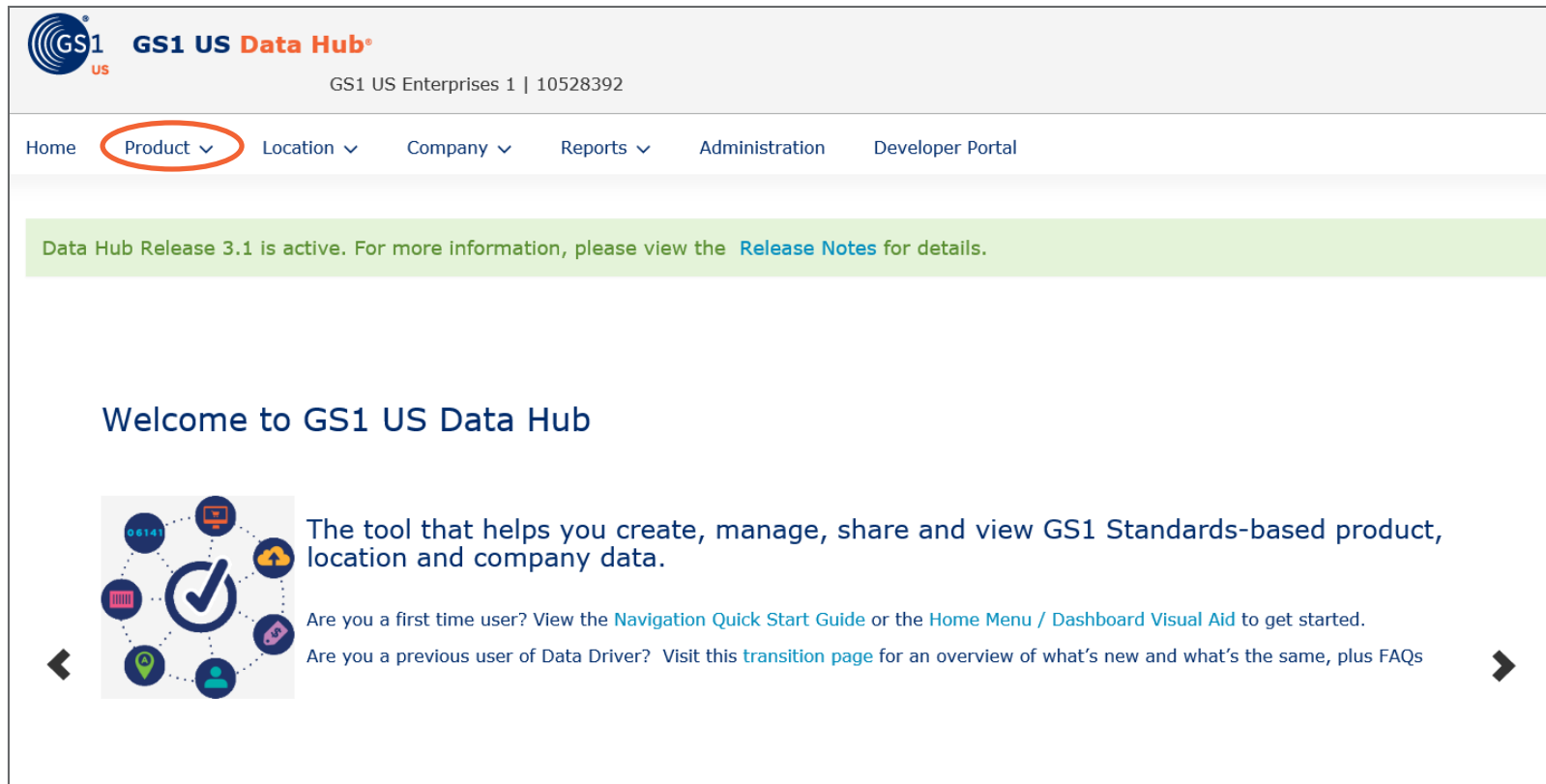
- U.P.C. Company Prefix – 6-10 digits
- Item Reference – 1-5 digits
- Check Digit – last digit
- GTIN structure – 12 digits for a UPC-A
- Each color, size, and package variation requires a unique GTIN-12

# GS1 US Data Hub | Product

How to Access and Where to Find Help Resources

# GS1 US Data Hub | Product

<https://dh.gs1us.org/>



The screenshot shows the GS1 US Data Hub website. At the top left is the GS1 US logo. To its right is the text "GS1 US Data Hub®". Below this, in a smaller font, is "GS1 US Enterprises 1 | 10528392". A navigation bar contains links: "Home", "Product" (which is circled in red), "Location", "Company", "Reports", "Administration", and "Developer Portal". Below the navigation bar is a green banner with the text: "Data Hub Release 3.1 is active. For more information, please view the [Release Notes](#) for details." Below the banner is a section titled "Welcome to GS1 US Data Hub". To the left of the text is a circular icon with a checkmark and several smaller icons around it. To the right of the icon, the text reads: "The tool that helps you create, manage, share and view GS1 Standards-based product, location and company data." Below this, there are two lines of text: "Are you a first time user? View the [Navigation Quick Start Guide](#) or the [Home Menu / Dashboard Visual Aid](#) to get started." and "Are you a previous user of Data Driver? Visit this [transition page](#) for an overview of what's new and what's the same, plus FAQs". There are left and right arrow icons on either side of the bottom text.


GS1 US Data Hub®

GS1 US Enterprises 1 | 10528392

Home Product Location Company Reports Administration Developer Portal

Data Hub Release 3.1 is active. For more information, please view the [Release Notes](#) for details.

## Welcome to GS1 US Data Hub



The tool that helps you create, manage, share and view GS1 Standards-based product, location and company data.

Are you a first time user? View the [Navigation Quick Start Guide](#) or the [Home Menu / Dashboard Visual Aid](#) to get started.

Are you a previous user of Data Driver? Visit this [transition page](#) for an overview of what's new and what's the same, plus FAQs

# Help Resources

The screenshot shows the 'Create Product' page in the GS1 US Data Hub. The page has a top navigation bar with the GS1 US logo, 'GS1 US Data Hub', and user information 'GS1 US Enterprises 1 | 10528392'. A secondary navigation bar includes links for Home, Product (selected), Location, Company, Reports, Administration, and Developer Portal. A 'Help' link is also present. The main content area is titled 'Create Product' and includes a 'Product Detail' tab. The form is divided into two columns. The left column contains fields for 'Product Description', 'Brand Name', and 'SKU', each with a 'Required' or 'Optional' status. Below these is a 'HINT' and an 'Assign GTIN' section with three buttons: 'Auto Assign GTIN', 'Assign GTIN From Reserved', and 'Assign GTIN Manually'. The right column contains fields for 'Product Industry' (set to 'General'), 'Packaging Level' (set to 'Each'), and checkboxes for 'Is this item variable measure?' and 'Can this item be purchased by the consumer?'. Below these are fields for 'GTIN-12 (U.P.C.)' and 'GS1 Company Prefix'. A 'Product Detail Overview' sidebar on the right provides instructions on using the 'Product Detail' tab and lists packaging levels: 'Each (UPC-A barcode)', 'Inner Pack or Case/Pallet', 'Mixed Case', 'Display Shipper', 'Variable Measure/Case as Each', and 'Others'. A blue box highlights this list. Arrows from the 'Help' link point to the 'Product Detail Overview' sidebar and the 'Packaging Level' field.

**GS1 US Data Hub**  
GS1 US Enterprises 1 | 10528392

Home **Product** Location Company Reports Administration Developer Portal Help

Home > Product > Create

Create Product ?

Product Detail

**Product Description**  
Required

**Brand Name**  
Required

**SKU**  
Optional

**HINT:** Click the Save button to enable GTIN Assignment.

**Assign GTIN**

Auto Assign GTIN Assign GTIN From Reserved Assign GTIN Manually

**GTIN**  
Required to Change Status

**Assign Status**  
**HINT:** To view Barcode, change Status to "In Use" and click Save.

**Status**

**Product Industry**  
General

**Packaging Level** ?  
Each

☐ Is this item variable measure?  
☒ Can this item be purchased by the consumer?

**GTIN-12 (U.P.C.)**  
N/A

**GS1 Company Prefix**

**Product Detail Overview**

The "Product Detail" tab can be used to create a new product and manage an existing one.

See below for packaging levels created on this page. For help creating them, click the link below to open a training document.

- Each (UPC-A barcode)
- Inner Pack or Case/Pallet
- Mixed Case
- Display Shipper
- Variable Measure/Case as Each
- Others

Watch a short video to see how to assign a GTIN-12 and create a UPC-A barcode. For an explanation of the Global Trade Item Number (GTIN), watch the longer video. View the Visual Aid to see screen shots and more information on creating an each, GTIN assignment, and other packaging levels. You

# GS1 US Data Hub | Product Training Opportunities

---

Access recorded on-demand training [here](#).



# Potential Next Steps...

# Get Started Guide

## Get Started Guide steps to U.P.C.s and barcodes:

### 1. Get a GS1 US-Issued Company Prefix

Your company ID for building barcodes, U.P.C.s, GTINs, and other product identifiers.

[View Step 1 >](#)



### 2. Choose Product (GTIN) or Location (GLN) Identification

Identifying a product? Location? Learn how.

[View Step 2 >](#)



### 3. Determine Barcode Type

Find barcode options based on your needs.

[View Step 3 >](#)



### 4. Place Barcodes on Products

Tips for creating and placing barcodes on your products.

[View Step 4 >](#)



### 5. Test/Verify Printed Barcodes

Make sure they work the first time, every time.

[View Step 5 >](#)



### 6. Share Information Electronically

Learn how to share your information with your trading partners.

[View Step 6 >](#)



<https://www.gs1us.org/upcs-barcodes-prefixes/get-started-guide>

# GS1 US University

## GS1 US University

### Take your GS1 Standards knowledge to a new level

Businesses seek flexible, convenient, and focused educational opportunities to address their unique learning objectives. To meet this need is the mission of the GS1 US University. GS1 US University is the place to learn more about the use, adoption, and implementation of GS1 Standards. Through certificate courses, workshops, and both live and on-demand educational webinars, GS1 US University can help you understand how to use GS1 Standards to help innovate, operate more efficiently, and build capabilities that drive your business.

Learn how to move your business forward with GS1 Standards and GS1 US University.



#### GS1 US Certificate Courses and Classroom Events

Become the GS1 Standards expert for your organization by participating in one of our interactive, instructor-led classroom events. Attend a certificate course and learn how to identify products, improve business processes, and reduce costs using GS1 Standards or attend a workshop around Medical Devices Identification (UDI), Data Quality, Supply Chain Visibility, and more.

[View upcoming classroom events >](#)



#### Live Educational Webinars

Learn from GS1 Standards experts about topics including the GS1 Company Prefix, identifying your products with GTINs, barcoding your products, sharing data using the GDSN, and more. By attending, you'll have the opportunity to ask the webinar leaders topic-specific questions related to your business.

[View all webinars >](#)



#### Online Training Courses

Want to learn about GS1 Standards at your own pace any time of day or night? Access our library of educational videos and interactive modules through our Learning Management System and set up your own learning paths.

[Learn More >](#)



### GS1 US Badge Program - Your GS1 Standards Credentials

When you successfully complete a GS1 US certificate course, you can earn an important credential in the use of GS1 Standards—and now you can add this new skill to your online resume with a GS1 US Badge and share it via social media.

To learn more about our new badging program, [click here](#).

# Upcoming Educational Offerings

<https://www.gs1us.org/education-training/events>

The screenshot displays the GS1 US website's 'Education & Training' section, specifically the 'Events' page. The header includes the GS1 US logo, a welcome message, a search bar, and a 'Go to myGS1 US Login' button. The main navigation bar lists various categories, with 'Education & Training' highlighted. Below the navigation, a breadcrumb trail shows the path from Home to Education & Training to Events. A 'Share' button is visible in the top right of the content area. On the left, a 'Filter' section allows users to select an industry from a list of checkboxes: Apparel and General Merchandise, Retail Grocery, Foodservice, and Healthcare. The main content area features a heading for 'Events', a description of the searchable events calendar, a search bar with a placeholder text 'Search by keyword. Use filters on the left to tailor results', and a 'Sort By' dropdown menu currently set to 'Upcoming'. The results section indicates there are 52 items.

**GS1 US** Welcome to GS1 US  
The Global Language of Business

Help/FAQ

Search

Go to myGS1 US Login

Home U.P.C.s, Barcodes, & Prefixes Industries Tools **Education & Training** What We Do Conference

← Back to Education & Training Home > Education & Training > Events

Share

**Filter**

**Industry**

- ☐ Apparel and General Merchandise
- ☐ Retail Grocery
- ☐ Foodservice
- ☐ Healthcare

**Events**

Use this searchable events calendar to learn more about upcoming GS1 Standards and industry-related events including forums, conferences, summits, and more.

Search by keyword. Use filters on the left to tailor results

To clear search: select words in box then use Backspace or Delete to remove. Hit Enter to refresh results.

**Results (52 items)**

Sort By: Upcoming

# Questions?

# Thank You!

---

## **Sandy Kozusko**

Director, Education and Training

### **GS1 US Corporate Headquarters**

Princeton Pike Corporate Center

1009 Lenox Drive, Suite 202

Lawrenceville, NJ 08648 USA

**T** 1+609-620-8065

**E** [training@gs1us.org](mailto:training@gs1us.org)

**[www.gs1us.org](http://www.gs1us.org)**



# Appendix: Available Resources

# Solution Partners

---



Connect with proven solution providers that can deliver services and solutions that enable quick, efficient, and accurate standards implementation.

<https://www.gs1us.org/tools/solution-provider>

# On-line Courses

The screenshot shows the GS1 US University Learning Management System interface. At the top, the GS1 US logo is on the left, followed by the text "GS1 US University Learning Management System". To the right, it says "Hello Brian | Logout" with a search bar and a "GO" button. Below this is a navigation bar with links: HOME, MY LEARNING PLAN, MY TRANSCRIPT, ADMIN, REPORTS, SEARCH, and HELP. The main content area is divided into two columns. The left column has a "Welcome, Brian" message, followed by "Course Categories" with a "Rollover for description" note. Below this are buttons for "Getting Started/I'm New", "Identify", "Capture", "Share", "GS1 Tools", "Industry Specific", "Recorded Webinars", and "All Content". The right column has a "Featured Courses" section with four course cards: "GS1 Standards - Global Trade It...", "GS1 Standards - Company Prefix", "GS1 Standards - Barcoding Your P...", and "GS1 Standards - An Introduction...". To the right of the featured courses is a "Tools & Links" section with links for "Change Password", "Email us a question or provide feedback", "Reports", and "Frequently Asked Questions". At the bottom right of the main content area is a video player titled "The GS1 US Story" showing a collage of icons related to business and technology.

**GS1 US University**  
Learning Management System

Hello Brian | Logout

HOME MY LEARNING PLAN MY TRANSCRIPT ADMIN REPORTS SEARCH HELP

Welcome, Brian

**Course Categories**  
Rollover for description

Getting Started/I'm New Identify Capture Share

GS1 Tools Industry Specific Recorded Webinars All Content

**Featured Courses**

- GS1 Standards - Global Trade It...**  
Learn how to identify products in this 40-min...
- GS1 Standards - Company Prefix**  
Learn about the GS1 and U.P.C. Company Prefix...
- GS1 Standards - Barcoding Your P...**  
Learn which GS1 Barcodes to use for your prod...
- GS1 Standards - An Introduction...**  
Learn about GS1 Standards in this 15-minute v...

**Tools & Links**

- [Change Password](#)
- [Email us a question or provide feedback](#)
- [Reports](#)
- [Frequently Asked Questions](#)

**The GS1 US Story**

The image shows three overlapping course cards from the GS1 US University. The top card is titled "Company Prefix". The middle card is titled "Learn About the GTIN". The bottom card is titled "Barcoding Your Products" and includes a list of topics to learn about barcodes.

**Company Prefix**

**Learn About the GTIN**

**Barcoding Your Products**

**Learn About Barcodes**

1. Introduction to GS1 Barcodes
2. Most Common GS1 Barcodes—for Checkout
3. Most Common GS1 Barcodes—for a Case
4. Why Use GS1 DataBar?



# myGS1 US Member Site Login

**GS1<sup>®</sup> US** Welcome to GS1 US  
The Global Language of Business

Help/FAQ

Search

**Go to myGS1 US Login**

Home U.P.C.s, Barcodes, & Prefixes Industries Tools Education & Training What We Do Conference

## Welcome to the updated GS1 US Website

Experience new member driven features, including:

- Resource Library >
- Updated Get Started Guide >
- Searchable event calendar >

< ● ○ ○ >

# myGS1 US Content

We've combined the power of Data Driver, GLN Registry, and GS1 US Data Hub Version 2.0 into a single platform. [Click here for more information on the upgrade.](#)

To update your company and contact information, please click here to visit [My Account](#) >

## myGS1 US

### Welcome!

**Company Name:** Medical Devices R Us  
**Primary Contact:**  
**Executive Contact:**  
**Renewal Date:** January 01, 2051

[Pay My Bill](#) [Get More Prefixes](#)  
[Prefix Certificates](#)

### Keep Your Company and Contact Information Up-to-Date

Accurate contact information allows GS1 US to contact you with important account updates.

[Update your account information >](#)  
[Manage your email preferences >](#)

### Tips & Tricks

#### Frequently Asked Questions


Looking for help creating barcodes, accessing tools, resources, and more? Check out our updated FAQs. [View the FAQs >](#)

### GS1 US University

#### GS1 US Certificate Courses

**GS1 Fundamentals** - Are you new to GS1 Standards or need a refresher? Join us for this one day session to learn the fundamentals of GS1 Identifiers for products and locations. [Learn More >](#)

**Package Measurement Rules/GTIN Allocation Rules** - Accurate data is an essential component of a visible, secure, and sustainable supply chain. Learn the rules which form the foundation. [Learn More >](#)



#### Webinars

Get your specific business questions answered by attending a **live** webinar. [Learn More >](#)

Take education at your own pace by viewing a **previously recorded** webinar. [Learn More >](#)

#### Self Paced Learning Modules

New to GS1 US? Access our educational videos through our Learning Management System. First time users will have to create a free account. [Learn More >](#) | [Login >](#)

### Tools

#### GS1 US Data Hub | Product

Formerly known as *Data Driver*  
Take the guesswork out of creating barcodes  
[LOGIN](#) | [RESOURCES](#) | [MORE](#)

#### GS1 US Data Hub | Location

Formerly known as *GLN Registry*  
Create, manage and research location information  
[LOGIN](#) | [LEARN MORE](#)

#### Check Digit Calculator

Calculate a check digit  
[GET STARTED](#)

#### Rapid Recall Express

Communicate recall events directly with trading partners  
[LEARN MORE](#)

# Important: Keep your Company Profile Information Current

We've combined the power of Data Driver, GLN Registry, and GS1 US Data Hub Version 2.0 into a single platform. [Click here for more information on the upgrade.](#)

To update your company and contact information, please click here to visit [My Account >](#)

## myGS1 US

**Welcome!**

**Company Name:** Medical Devices R Us  
**Primary Contact:**  
**Executive Contact:**  
**Renewal Date:** January 01, 2051

[Pay My Bill](#) [Get More Prefixes](#)  
[Prefix Certificates](#)

**Keep Your Company and Contact Information Up-to-Date**

Accurate contact information allows GS1 US to contact you with important account updates.

[Update your account information >](#)  
[Manage your email preferences >](#)

**Tips & Tricks**

**Frequently Asked Questions**

Looking for help creating barcodes, accessing tools, resources, and more? Check out our updated FAQs. [View the FAQs >](#)

**GS1 US University**

**GS1 US Certificate Courses**

**GS1 Fundamentals** - Are you new to GS1 Standards or need a refresher? Join us for this one day session to learn the fundamentals of GS1 Identifiers for products and locations. [Learn More >](#)

**Package Measurement Rules/GTIN Allocation Rules** - Accurate data is an essential component of a visible, secure, and sustainable supply chain. Learn the rules which form the foundation. [Learn More >](#)

**Webinars**

Get your specific business questions answered by attending a **live** webinar. [Learn More >](#)

Take education at your own pace by viewing a **previously recorded** webinar. [Learn More >](#)

**Self Paced Learning Modules**

New to GS1 US? Access our educational videos through our Learning Management System. First time users will have to create a free account. [Learn More >](#) | [Login >](#)

**Tools**

**GS1 US Data Hub | Product**  
*Formerly known as Data Driver*  
Take the guesswork out of creating barcodes  
[LOGIN](#) | [RESOURCES](#) | [MORE](#)

**GS1 US Data Hub | Location**  
*Formerly known as GLN Registry*  
Create, manage and research location information  
[LOGIN](#) | [LEARN MORE](#)

**Check Digit Calculator**  
Calculate a check digit  
[GET STARTED](#)

**Rapid Recall Express**  
Communicate recall events directly with trading partners  
[LEARN MORE](#)

# Useful Healthcare Resources

---

- UDI Information:
  - <https://www.gs1us.org/industries/healthcare/standards-in-use/udi>
- DSCSA Information:
  - <https://www.gs1us.org/industries/healthcare/standards-in-use/dscsa>
- GS1 Healthcare GTIN Allocation Rules:
  - [http://www.gs1.org/docs/gsmf/healthcare/GS1\\_Healthcare\\_GTIN\\_Allocation\\_Rules.pdf](http://www.gs1.org/docs/gsmf/healthcare/GS1_Healthcare_GTIN_Allocation_Rules.pdf)
- Implementation Resources:
  - <https://www.gs1us.org/industries/healthcare/implementation-resources>

# Member Services

---

myGS1 US Contact Us

## Member Services

7887 Washington Village Drive

Suite 300

Dayton, OH 45459

Office Hours - Monday - Friday 8:00 AM to 6:00 PM ET

Member Telephone:

+1 866.648.0507

Fax Number:

+1 937.435.7317

Email:

[info@gs1us.org](mailto:info@gs1us.org)