


A collage of Rice Owls football players in action, wearing dark blue jerseys with white numbers and white pants. The background is a dark blue field with a city skyline in the distance. The text "RICE OWLS" is prominently displayed in large, white, outlined letters across the center.

RICE OWLS

2016 FACT BOOK



BRIAN PATTERSON SPORTS PERFORMANCE CENTER



An exciting new chapter in the storied history of Rice Stadium and Rice Athletics debuts this fall when the Owls move into their sparkling new end zone facility, the Brian Patterson Sports Performance Center.

The fully-funded \$33 million project includes a 60,000-square-foot, two-story structure that houses a weight room, a home team locker room, coaching and staff offices, an auditorium, a football team lounge and areas for training and sports medicine that include hydrotherapy, plunge pools and exam rooms. The weight room and sports medicine areas will be available to student-athletes from all sports at Rice.

The new building features a glass wall on the side facing the football field that offers a view of the weight rooms on the ground and second floors. The other three sides will be made of brick that complements the color of the brick on the rest of the stadium. White columns supporting the roof will be similar to the columns in other parts of the stadium. A concrete ramp will provide access to the football field.

Fans will also benefit from the dramatic upgrade in facilities with the installation of a new Daktronics video system.

Rice Stadium will also feature two acoustically transparent video displays in front of the venue's speaker systems. These free-form LED stick applications will measure 29 feet high by 10 feet wide to provide additional video and graphics capabilities in a space typically used for fixed signage. These displays will provide flexibility to show multiple sponsorship messages throughout an event or additional graphics to pump up the crowd at key moments during the game.

Rice is the second school in the country to implement the new technology and this installation is the largest of its kind.

Rice alumnus and three-year football letterman Brian Patterson provided the naming gift for the facility.

Patterson joined the Rice football program from Fort Worth Paschal High School in 1980 and graduated in 1984. He twice led the Owls in interceptions, and his nine career interceptions are tied for seventh best in school history. In 1983 he was named to the Academic All-America Division I football team by the College Sports Information Directors of America.

The architect for the project was HKS, which built the AT&T Stadium in Arlington, Texas, and the Lucas Oil Stadium in Indianapolis. Anslow Bryant has served as the general contractor.

UNIVERSITY INFORMATION

Location | **Houston, Texas 77251**
Founded | **1891**
Enrollment | **6,469**
Nickname | **Owls**
Mascot | **Sammy the Owl**
Colors | **Blue (pms 281c) and Gray (pms 424c)**
Conference | **Conference USA**
Stadium | **Rice Stadium (47,000)**
Playing Surface | **AstroTurf**
President | **David W. Leebron (Harvard, '76)**
Athletics Director | **Joe Karlgaard (Stanford, '96)**
Athletics Phone Number | **713.348.6920**
Ticket Office Number | **713.522.OWLS**
Mailing Address | **P.O. Box 1892, MS 548
Houston, TX 77251-1892**
Physical Address | **Tudor Fieldhouse
6100 Main Street
Houston, TX 77005**

COACHING STAFF

Head Coach | **David Bailiff**
Alma Mater | **Texas State, '81**
Record at Rice | **53-60 (.469) | 9 Seasons**
Career Record | **74-75 (.497) | 12 Seasons**

Assistant HC/Special Teams Coordinator/LB |

Darrell Patterson
Alma Mater | **TCU, '84**
DC/Cornerbacks | **Chris Thurmond**
Alma Mater | **Tulsa, '75**
Co-OC/QBs | **Larry Edmondson**
Alma Mater | **Texas A&M, '83**
Co-OC/Wide Receivers | **Billy Lynch**
Alma Mater | **Ball State, '02**
Safeties | **Larry Hoefer**
Alma Mater | **McMurry, '72**
Defensive Line | **Frank Okam**
Alma Mater | **Texas, '08**
Tight Ends | **David Sloan**
Alma Mater | **New Mexico, '95**
Running Backs | **Anthony Steward**
Alma Mater | **Kansas, '12**
Offensive Linemen | **Ronnie Vinklerek**
Alma Mater | **Southwest Texas, '81**
Strength & Conditioning | **Ryan Tedford**
Alma Mater | **Sam Houston State, '95**
Assistant AD/Football Operations | **Jerry Pickle**
Alma Mater | **Delta State, '76**

TEAM INFORMATION

2015 Record | **5-7**
C-USA Record/Finish | **3-5 / T-3rd West**
Starters Returning/Lost | **18/9**
Offense | **7/5**
Defense | **9/3**
Specialists | **2/1**
Lettermen Returning/Lost | **52/17**
Offense | **21/7**
Defense | **29/9**
Special Teams | **2/1**

MEDIA RELATIONS

Football Contact | **Chuck Pool**
Office Number | **713.348.5775**
Cell Number | **832.244.6476**
Email Address | **cpool@rice.edu**
SID Fax Number | **713.348.6019**
Rice Press Box | **713.348.5638**

RICE DIGITAL & SOCIAL MEDIA

Rice Website | **RiceOwls.com**
Rice Facebook | **facebook.com/riceowlsfootball**
Rice Twitter | **@ricefootball**

RICE FACT BOOK CONTENTS

Rice Football Rosters	2
Rice Pronunciation Guide	5
Rice Player Biographies	6
Rice Coaching Staff Biographies	72
2015 Statistics	88
2015 Review	108
Rice Record Book	132
Post-Season Honors	169
Team Awards	174
Rice Letterman List	180
All-Time Results	190
Series Records	203
Rice Bowl History	205
2016-17 C-USA Bowls	206

Rice University is committed to affirmative action and equal opportunity in education and employment. Rice does not discriminate on the basis of race, color, religion, sex, sexual orientation, national or ethnic origin, age, disability or veteran status.

No	Name	Ht	Wt	Pos	Cl-Exp	Hometown/Last School							
96	Abercumbia, Zach	6-2	290	DT	SO-1L	Dallas, Texas/Skyline	26	Douglas, Brandon	5-9.5	180	CB	SO-1L	Hutton, Texas/Hutto
64	Adams, Myles	6-2	290	DL	FR	Arlington, Texas/Mansfield Summit	55	Edwards, Isaiah	6-8	360	OL	RS FR	Katy, Texas/Cinco Ranch
15	Akunebu, Uzoma	5-11	220	LB	FR	Austin, Texas/St. Stephens Episcopal	38	Ekpe, Anthony	6-0	215	LB	FR	Pflugerville, Texas/Hendrickson
12	Alaka, Temi	6-2	205	WR	RS JR-2L	Houston, Texas/Cy Falls	25	Ellerbe, Nahshon	5-9	205	RB	RS FR	Frisco, Texas/Trinity Christian Academy
66	Anderson, Calvin	6-5	280	OL	RS SO-1L	Austin, Texas/Westlake	58	Ellerbee, Emmanuel	6-1	235	LB	JR-2L	Houston, Texas/Strake Jesuit
34	Ballard, Joe	6-0	205	LB	SR-2L	Manhattan, Kan./Manhattan	12	Ellis D Angelo	5-11	160	DB	FR	Houston, Texas/Cy Ridge
19	Banks, V.J.	6-1	190	CB	JR-2L	Bryan, Texas/Bryan	53	Elms, Cole	6-2	275	DL	RS FR	College Station, Texas/Brazos Christian
41	Barnes, Chris	6-1	250	TE	RS FR	The Woodlands, Texas/College Park	33	Esukpa, Emmanuel	5-11.5	220	RB	RS FR	Grand Prairie, Texas/Mansfield
32	Bertrand, Christian	5-11	200	DB	SO	Missouri City, Texas/Hightower	2	Fox, Jack	6-1.5	215	K	SO-1L	St. Louis, Missouri/Ladue Horton Watkins
7	Bickham, Christian	6-1	195	CB	SO-1L	Pflugerville, Texas/Pflugerville	65	Frankovsky, Frank	6-6	260	OL	FR	Round Rock, Texas/Westwood
14	Blasingame, J.T.	5-9	180	CB	RS SR-3L	Atlanta, Ga./Mays	92	Garcia, Elijah	6-5	310	DL	FR	San Antonio, Texas/Wtevens
3	Brown, Derek	6-3	230	DE	RS SR-3L	Bay City, Texas/Bay City	13	German, Nate	6-2	205	QB/WR	RS JR-1L	Cypress, Texas/Cy Woods
83	Cardwell, Rhett	6-1	190	WR	FR	Houston, Texas/Kinkaid School	4	Glaesmann, Sam	6-3	210	QB	FR	Waco, Texas/Midway
43	Carpenter, Dan	6-2	270	LB	RS FR	Houston, Texas/Ridge Point	73	Godber, Peter	6-3	305	OL	RS JR-2L	Toronto, Ontario/St. Andrew's
64	Carter, Ty	6-2	245	DS	RS JR	Houston, Texas/Mayde Creek	57	Gordon, Preston	6-1	285	DT	RS SO-1L	McKinney, Texas/Frisco Heritage
87	Cella, Connor	6-3	260	TE	RS SR-3L	Katy, Texas/Taylor	89	Gotelli, T.J.	5-11.5	185	WR	RS FR	Lodi, California/Tokay
18	Cephus, Aaron	6-4	195	WR	FR	Houston, Texas/Dekaney	15	Granato, J.T.	6-3.5	225	QB	RS FR	Houston, Texas/Kinkaid
22	Cimino, Lawrence	5-10	175	CB	RS SO	Plano, Texas/West	19	Granson, Kylan	6-3	220	WR	FR	Austin, Texas/Westlake
20	Clark, Jorian	5-10	190	CB	RS SO-1L	Mesquite, Texas/Horn	49	Green, D.J.	6-1	235	LB	RS JR-2L	Mesquite, Texas/Horn
37	Corbett, Ford	5-8	185	SAF	RS SO	Ft. Worth, Texas/All Saints Episcopal	74	Greene, Jack	6-4	350	OL	FR	Missouri City, Texas/Ridge Point
16	Cummings, Josh	5-9.5	190	CB	RS FR	Murphy, Texas/Dallas Jesuit	93	Hanusa, Parker	6-4	250	DL	RS SO	Austin, Texas/Westwood
3	Davis, Jowan	5-7	200	RB	SR-3L	Sealy, Texas/Sealy	46	Henessee, Cody	6-2	275	DT	RS SR-3L	Denton, Texas/Guyer
78	Dawkins, Brandon	6-7	305	OL	RS SR-2L	Dallas, Texas/Prestonwood Christian	52	Hubbard, JaVante	6-2	230	DL	FR	Houston, Texas/Elsik
85	Decell, Cameron	6-4	210	WR	RS SR-2L	McKinney, Texas/Boyd	9	Hudak, Jesse	5-10	170	WR	RS SO	Pearland, Texas/Dawson
79	Dill, Joseph	6-4	350	OL	FR	Bayton, Texas/Lee	17	Ibe, J.T.	6-0	200	SAF	RS SO-1L	Mansfield, Texas/Mansfield
1	Dillard, Darik	5-10	215	RB	RS SR-3L	San Antonio, Texas/McArthur	81	Johnson, Cameron	6-1	185	WR	RS FR	Spring, Texas/Klein Collins
							97	Johnson, Collin	6-4	260	DE	SR	Henderson, Nev./Coronado

98	Johnson, Connor	6-4	245	DE	SR-1L	Henderson, Nev./Coronado	29	Robert, Houston	6-0	190	SAF	RS FR	Baton Rouge, Louisiana/Parkview Baptist
50	Johnson, J.D.	6-1	225	LB	RS SO	Houston, Texas/Kinkaid School	11	Sanft, James	5-11	210	SAF	SO	Honolulu, Hawai'i/Punahou
56	Klingler, Cory	6-4	305	OL	RS SO-1L	Alvin, Texas/New Caney	94	Schantz, Graysen	6-3	240	DE	RS JR-1L	Hickory Creek, Texas/Lake Dallas
84	Long, Trevor	6-5	230	WR	RS SO-1L	East Bernard, Texas/East Bernard	8	Silcox, Dylan	6-2	200	DB	FR	Winnie, Texas/East Chambers
4	Lyons, Alex	6-1	225	LB	RS SR-3L	DeSoto, Texas/DeSoto	11	Smith, Parker	6-2	200	WR	RS SO-1L	Richmond, Texas/Travis
39	Malcomb, Clayton	6-0	225	DS	RS SO	Tomball, Texas/Concordia Lutheran	10	Stehling, Tyler	6-6	225	QB	RS SR-2L	Spring, Texas/Klein
54	Martin, Trey	6-2	305	OL	RS JR-2L	El Campo, Texas/El Campo	24	Stewart, Samuel	5-9	205	RB	RS SO-1L	Cypress, Texas/Cy Woods
36	Matiscik, Paine	5-8	230	DL	RS JR	McKinney, Texas/Boyd	75	Terrill, Matt	6-6.5	305	OL	RS FR	Austin, Texas/Hyde Park
2	Mayden, James	6-3	195	WR	JR-2L	Rowlett, Texas/Sachse	28	Thomas, Cole	6-1	200	SAF	RS JR-2L	Katy, Texas/Cinco Ranch
9	McGaskey, Tabari	6-0	230	LB	RS SR-3L	Dallas, Texas/Lincoln	91	Thompson, Carl	6-3	280	DT	SO-1L	Denton, Texas/Guyer
86	Mitchell, Reid	6-3	230	TE	RS SR	Pflugerville, Texas/Hendrickson	10	Thompson, J.P.	6-0	185	SAF	RS SO-1L	Spring, Texas/Klein
60	Mokry, Crockett	6-4	290	OL	RS FR	McCoy, Texas/Pleasanton	70	Thompson, Kenneth	6-4	320	OL	RS JR-2L	Houston, Texas/Langham Creek
59	Morris, Matt	6-1	205	LB	RS-FR	Boerne, Texas/Champion	18	Tobola, Haden	6-1	180	K	SO-1L	West, Texas/West
7	Myers, Jordan	6-2	220	WR	FR	Dickinson, Texas/Dickinson	48	Tracy, Kevin	6-2	215	K	SO	Palo Alto, California/Pinewood
72	Neumeyer, Castin	6-5.5	270	OL	RS FR	Wylie, Texas, Wylie	14	Tyner, Jackson	6-5	240	QB	RS FR	Edgewood, Texas/Edgewood
5	Newsome, Dasharm	5-11	180	DB	FR	Houston, Texas/Cy Ridge	21	Uretsky, Nick	6-0	230	LB	RS JR-2L	San Antonio, Texas/Alamo Heights
31	Nwakamma, Martin	6-1	205	SAF	RS SO-1L	Leander, Texas/Leander	23	Walter, Aston	5-8	200	WR	RS SO-1L	Crosby, Texas/Crosby
77	Osuji, Uzoma	6-6	270	OL	FR	Coppell, Texas/Coppell	27	Walter, Austin	5-7	190	RB	RS SO-1L	Crosby, Texas/Crosby
90	Padgett, Blain	6-5	250	DE	SO-1L	Sour Lake, Texas/Hardin Jefferson	88	Wells III, Robby	6-6	270	TE	JR-2L	Katy, Texas/Taylor
71	Patterson, Connor	6-4	300	OL	RS SR-2L	Tomball, Texas/Tomball	13	Whitaker, Collin	5-10	200	DB	FR	Plano, Texas/Prestonwood Christian
55	Phan, Jae	6-2	220	DE	RS SO	Missouri City, Texas/Ridge Point	6	White, Destri	6-0	215	SAF	JR-2L	Mesquite, Texas/Horn
35	Phillips, Will	6-4	245	DL	FR	Franklin, Texas/Franklin	95	Wilkins, Roe	6-3	265	DT	RS FR	Sour Lake, Texas/Hardin Jefferson
76	Pierce, Sam	6-6	295	OL	RS SO-1L	Cypress, Texas/St. Pius X	51	Williams, Austin	6-2	235	LB	SO	Austin, Texas/Lake Travis
8	Pollard, Darrion	5-8	180	WR	RS SR-2L	Gilmer, Texas/Gilmer	44	Womac, Brian	6-2	240	DE	RS JR-1L	Houston, Texas/Memorial
95	Price, Anthony	5-9	175	K	RS JR	Marietta, Ga./Walton	40	Wright, Brady	6-3	250	DE	RS SO-1L	Cypress, Texas/Cy Fair
30	Rahman, Josh	6-0	220	DE	RS JR-1L	Sugar Land, Texas/Ft. Bend Austin	5	Wright, Lance	6-3	205	WR	RS SO-1L	Fairbanks, Alaska/North Pole
47	Riney, Quinton	6-2	260	TE	RS FR	Azle, Texas/Ft. Worth All Saints Episcopal	17	Wright, Zach	6-1	200	WR	RS SR-2L	The Woodlands, Texas/College Park

NUMERICAL ROSTER

1	Darik Dillard	RB	12	D Angelo Ellis	DB	27	Austin Walter	RB	50	J.D. Johnson	LB
2	Jack Fox	K	13	Nate German	QB/WR	28	Cole Thomas	SAF	51	Austin Williams	LB
2	James Mayden	WR	13	Collin Whitaker	DB	29	Houston Robert	SAF	52	JaVante Hubbard	DL
3	Derek Brown	DE	14	J.T. Blasingame	CB	30	Josh Rahman	DE	53	Cole Elms	DL
3	Jowan Davis	RB	14	Jackson Tyner	QB	31	Martin Nwakamma	SAF	54	Trey Martin	OL
4	Sam Glaesmann	QB	15	Uzoma Akunebu	LB	32	Christian Bertrand	DB	55	Isaiah Edwards	OL
4	Alex Lyons	LB	15	J.T. Granato	QB	33	Emmanuel Esukpa	RB	55	Jae Phan	DE
5	Dasharm Newsome	DB	16	Joshua Cummings	CB	34	Joe Ballard	LB	56	Cory Klingler	OL
5	Lance Wright	WR	17	J.T. Ibe	SAF	35	Will Phillips	DL	57	Preston Gordon	DT
6	Destri White	SAF	17	Zach Wright	WR	36	Paine Matiscik	DL	58	Emmanuel Ellerbee	LB
7	Justin Bickham	CB	18	Aaron Cephus	WR	37	Ford Corbett	SAF	59	Matt Morris	LB
7	Jordan Myers	WR	18	Haden Tobola	K	38	Anthony Ekpe	LB	60	Crockett Mokry	OL
8	Darrion Pollard	WR	19	V.J. Banks	CB	39	Clayton Malcomb	DS	64	Myles Adams	DL
8	Dylan Silcox	DB	19	Kylen Grayson	WR	40	Brady Wright	DE	64	Ty Carter	DS
9	Jesse Hudak	WR	20	Jorian Clark	CB	41	Chris Barnes	TE	65	Frank Frankovsky	OL
9	Tabari McGaskey	LB	21	Nick Uretsky	LB	43	Dan Carpenter	LB	66	Calvin Anderson	OL
10	Tyler Stehling	QB	22	Lawrence Cimino	CB	44	Brian Womac	DE	70	Kenneth Thompson	OL
10	J.P. Thompson	SAF	23	Aston Walter	WR	46	Cody Hennessee	DT	71	Connor Patterson	OL
11	James Sanft	SAF	24	Samuel Stewart	RB	47	Quinton Riney	TE	72	Castin Neumeyer	OL
11	Parker Smith	WR	25	Nahshon Ellerbe	RB	48	Kevin Tracy	K	73	Peter Godber	OL
12	Temi Alaka	WR	26	Brandon Douglas	CB	49	D.J. Green	LB	74	Jack Greene	OL

NUMERICAL ROSTER

75	Matt Terrill	OL	98	Connor Johnson	DE
76	Sam Pierce	OL	99	Dylan James	DE
77	Uzoma Osuji	OL			
78	Brandon Dawkins	OL			
79	Joseph Dill	OL			
81	Cameron Johnson	WR			
83	Rhett Cardwell	WR			
84	Trevor Long	WR			
85	Cameron Decell	WR			
86	Reid Mitchell	TE			
87	Connor Cella	TE			
88	Robby Wells III	TE			
89	T.J. Gotelli	WR			
90	Blain Padgett	DE			
91	Carl Thompson	DT			
92	Elijah Garcia	DL			
93	Parker Hanusa	DE			
94	Graysen Schantz	DE			
95	Roe Wilkins	DT			
96	Zach Abercrombia	DT			
97	Collin Johnson	DE			

PRONUNCIATION GUIDE

No	Name	Pronunciation	No	Name	Pronunciation
96	Zach Abercrombia	Aber-crumb-bee-uh	52	JaVante Hubbard	Ja-von-tay
15	Uzoma Akunebu	Oo-zo-mah Koo-neyboo	17	J.T. Ibe	Ee-bay
85	Temi Alaka	Teh-me Ah-LAH-ka	36	Paine Maticcik	Mat-is-sick
14	J.T. Blasingame	Blazz-in-game	60	Crocket Mokry	Moe-cree
87	Connor Cella	Sell-uh	31	Martin Nwakamma	Wa-kah-ma
20	Jorian Clark	Jorr-ian	29	Houston Robert	Roe-bear
3	Jowan Davis	Joe-on	11	James Sanft	San-fit
85	Cameron Decell	Deh-SELL	10	Tyler Stehling	Stell-ing
25	Nahshon Ellerbe	El-er-bee	18	Hayden Tobola	Ta-bowl-ah
33	Emmanuel Esukpa	Uh-soup-ah	21	Nick Uretsky	You-rett-ski
93	Parker Hanusa	Hah-new-sa			



ZACH ABERCUMBIA 96

DT, 6-2, 290, SOPHOMORE
DALLAS, TEXAS
SKYLINE HS

Rice

Looks to build on first playing experience... 2016 Commissioner's Honor Roll.

2015

True freshman who saw action in 11 of 12 games... Had the best game of young career vs. LA Tech, finishing with four tackles including sharing his first TFL... Set up the Owls' 1st TD at UTEP with his first career forced fumble... Blocked a PAT vs. Southern Miss... Credited with his first career tackle at Texas.

Skyline High School

All-District 9-6A, All-Area and second-team APSE All-State selection as a senior at Skyline High for coach Reggie Samples... Led Skyline to the 6A D1 semifinals... Team captain... Finished with 81 tackles, 22 of which were for loss (14 sacks), 1 forced

fumble, 1 fumble recovery and 20 quarterback hurries... Ranked by Dave Campbell's Texas Football as the #6 defensive tackle in its postseason edition and at #87 in their final Texas 150... Member of Dave Campbell's Texas Football's Texas Top 300 and listed as one of the top 25 defensive tackles... Member of the National Honor Society... Who's Who in High School... Ranked in the top 15% of his graduating class.

Personal

Full name: Zachary Lamont Abercumbia... Born: June 30, 1997 at Dallas, Texas. ... Parents: Billy and Sherry Abercumbia (two brothers, two sisters)... Sister, Sherena, played basketball at Lon Morris and Hampton... Rice major: Undecided (Humanities Division)...Rice College: Sid Richardson.

Zach Abercumbia's Career Stats

DEFENSE	UT	AT	TOT	SACK	TFL	FF	FR	PD	QBH
2015	6	5	11	-	1.5-3	1	-	-	1

Single Game Highs

Tackles: 4 vs. Louisiana Tech (O 30, 2015)
Unassisted Tackles: 2 vs. Louisiana Tech (O 30, 2015)
Assisted Tackles: 2 vs. Louisiana Tech (O 30, 2015)
Tackles for Loss: 1.0 @ UTEP (N 6, 2015)



MYLES ADAMS 64

DL, 6-2, 290, FRESHMAN
ARLINGTON, TEXAS
MANSFIELD SUMMIT HS

Mansfield Summit High School

Second team All-State on offense and All-District 14-5A on both offense and defense as the Jaguars finished 10-2 and were Bi-District champions ... Second-team Academic All-State as well ... Credited with 93 knockdown blocks as a senior on offense while also recording 84 tackles, including 15 for loss (nine sacks) and an interception...Second team DFW Super Team by the Ft. Worth Star Telegram ... Dual regional qualifier in shot and discus and a regional qualifier in powerlifting as a junior... Member of the National Honor Society.

Personal

Full name: Myles Jordan Adams... Born: Mar. 9, 1998 ... Parents: Lish and Valerie Adams...Rice Major: Undecided (Social sciences division)...Rice College: McMurtry.



UZOMA AKUNEBU

15

**LB, 5-11, 230, FRESHMAN
AUSTIN, TEXAS
ST. STEPHENS EPISCOPAL**

St. Stephens Episcopal High School

Four-year starter for coach Ed Wolkind and the Spartans who finished 2015 with a 6-4 record... Team captain... Honored by the Austin American Statesman with one of their weekly game ball awards after recording four sacks, blocking a punt and scoring three touchdowns on offense in a victory over St. Dominic Savio... Two-time winner of the Spartans "Hardest Hitter" award.... Plays the guitar and active in the school's guitar ensemble and jazz band.

Personal

Full name: Uzoma Anthony Akunebu, Jr. ... Born: Nov. 21, 1997... Parents: Uzoma and Helen Akunebu...Rice Major: Undecided (Engineering division)...Rice College: Richardson.



TEMI ALAKA

85

**WR, 6-2, 205, JUNIOR
HOUSTON, TEXAS
CY FALLS HS**

Rice

Enjoyed a productive sophomore campaign.

2015

Third on team with 27 catches... Set career highs for catches (5) yards (98) and longest reception (52) vs. Army... Had 21 catches for 266 yards in his last seven games... Found the end zone for the first time in his career with a four-yard toss from Driphus Jackson at Texas... Made his first career start vs. Wagner.

2014

Played in nine games as a redshirt freshman... Caught a pair of passes at Texas A&M for 12 yards.... Grabbed a 31-yarder vs. Old Dominion for his long pass of the year... Caught four passes for 134 yards and a pair of touchdowns in the Blue-Gray game to wrap up a productive spring... Caught a 34-yard TD from Guy

Billups and a 57-yard bomb from Nate German.

2013

Redshirted.

Cy Falls High School

All-District 15-5A selection at wide receiver for the Eagles under coach Kirk Eaton... Team finished 9-2, including a win in the opening round of the state playoffs... Caught 43 passes for 833 yards and 12 touchdowns as a senior... His 12 touchdown catches led the district... Named to the *Houston Chronicle's* Top 100... Two-year starter at wide receiver... Also ran track as the Eagles were District 17-5A Champions... Earned Academic all-state honors... Works as a volunteer at his church.

Personal

Full name: Temiloluwa Alaka... Born: Sept. 28, 1994 at Brooklyn, N.Y. ... Parents: Femi and Ethel Alaka (two sisters, one brother)... Younger brother, Otaro, is a starting linebacker at Texas A&M... Rice major: Sport management...Rice College: Sid Richardson.

Temi Alaka's Career Stats

RECEIVING	REC	YARDS	YDS/REC	LONG	TD
2014	4	56	14.0	31	0
2015	27	303	11.2	52	1
TOTAL	31	359	11.6	52	1

Single Game Highs

Receptions: 6 vs. Army West Point (O 24, 2015)

Receiving Yards: 98 vs. Army West Point (O 24, 2015)



**CALVIN
ANDERSON** **66**
OL, 6-5, 280, SOPHOMORE
AUSTIN, TEXAS
WESTLAKE HS

Rice

Preseason All-Conference USA by Athlon Sports.

2015

Stepped into starting role in the opener against Wagner and was one of three returners who started all 12 games, but the only one to do so at the same position.

Westlake High School

All-Centex selection as a senior at Austin Westlake for coach Darren Allman after earning All-District 17-4A as a junior at Georgetown for coach Jason Dean as the Eagles reached the finals of the 4A D-I state title game against Denton Guyer... Area qualifier in the discus as a junior and finished fourth... Member of National Society of High School Scholars and the National Honor Society... Boys State delegate.

Personal

Full name: Calvin Lee Anderson... Born: March 25, 1996 at Philadelphia, Pa. ... Parents: DeVry and Keika Anderson (two sisters)... Father, DeVry, played football at Army... Grandfather played professional tennis... Rice Major: Mathematical Economic Analysis... Rice College: Brown.



**JOE
BALLARD**

34

**LB, 6-0, 205, SENIOR
MANHATTAN, KAN.
MANHATTAN HS**

Rice

Former walk-on who has become a steady performer on special teams.

2015

Saw action in all 12 games... Recorded two tackles on the season... Picked up tackles at Texas and against Louisiana Tech.

2014

Tied for fifth on the team with three special teams tackles, all of them on kickoff coverage... Saw action in all 13 games... Picked up first career tackle at Marshall and added stops on kickoffs vs. UTEP and at Marshall.

2013

Redshirted... Earned one Scout Team Player of Week honor.

Manhattan High School

Defensive MVP of the Centennial Conference as a senior... Also lettered four times in golf and led his team to the Kansas state tournament as a senior.

Personal

Born: Feb. 28, 1994... Parents: Steve and Becky Ballard... (two sisters).. Grandfather (Ross Ballard) played basketball at Kansas State... Rice College: Baker... Mechanical Engineering major.

Joe Ballard's Career Stats

DEFENSE	UT	AT	TOT	SACK	TFL	FF	FR	PD	INT
2014	3	0	3	-	-	-	-	-	-
2015	1	1	2	-	-	-	-	-	-
TOTAL	4	1	5	-	-	-	-	-	-

Single Game Highs

Tackles: 1 five times



**V.J.
BANKS**

19

**CB, 6-1, 190, JUNIOR
BRYAN, TEXAS
BRYAN HS**

Rice

One of the Owls' most experienced corners who returns after sitting out spring drills after surgery... 2016 Conference USA Commissioner's Honor Roll.

2015

Credited with a career-best five tackles at Baylor and matched that at UTEP... Tied for team lead with four tackles vs. Texas... Made his first career start vs. Wagner and was credited with one tackle.

2014

Shook off an injury in fall camp to move into the cornerback rotation as a true freshman... Played in the last 10 games and was credited with three tackles, a pair of pass breakups and one interception... Also returned a pair of kickoffs for 33 yards...

Made his debut at Southern Miss and then picked off his first career pass the following week vs. Hawai'i... Credited with two tackles at FIU... Broke up passes at Army and Marshall.

Travis Bryan High School

First team All-District 14-5A as a senior for coach Ross Rogers and also named district return specialist MVP... Second-team All Brazos Valley... Finished senior year with 50 tackles (two for loss), broke up six passes and intercepted another... Hauled in five career interceptions on defense while catching 45 passes for 731 yards and five scores on offense... All-district selection in basketball and regional qualifier in high jump... Academic All-State in basketball as a freshman and in football as a senior.

Personal

Full name: Vernon James Banks... Born: May 2, 1995 in Baton Rouge, La. ... Parents: Vernon and Mary Banks (one sister)... Rice Major: Kinesiology...Rice College: Jones.

V.J. Banks' Career Stats

DEFENSE	UT	AT	TOT	SK/Y	TFL/Y	FF	FR	PBU	INT/Y
2014	3	0	3	-	-	-	-	3	1/28
2015	20	8	28	-	-	-	-	1	-
TOTAL	23	8	31	-	-	-	-	4	1/28

KICK RETURNS	NO	YDS	AVG	TD	LG
2014	2	33	16.5	0	19

Single Game Highs

Tackles: 5 two times

Solo tackles: 4 at Texas (S 12, 2015)

Kickoff Return (long): 19 @ Louisiana Tech (N 29, 2014)

Punt Return (long): 22 vs. Charlotte (N 28, 2015)



**CHRIS
BARNES**

41

**TE, 6-1, 250, FRESHMAN
THE WOODLANDS, TEXAS
COLLEGE PARK HS**

Rice

Redshirt in 2015 that looks to see first action this year... 2016 Conference USA Commissioner's Honor Roll.

College Park High School

Preseason All-State as a senior and First team All-District as a punter... Member of the Student Leadership.

Personal

Full name: Christopher Patrick Barnes... Born: Aug. 8, 1996 ... Parents: Bill and Jane Barnes... Brother Matt (McMurtry) and uncles Glenn (Wake Forest) and Robert (SMU) all played college football... Brother Kevin (UT-Permian Basin) played college baseball... Rice major: Undeclared (social sciences division)... Rice College: Baker.



CHRISTIAN BERTRAND

32

SAF, 5-11, 200, SOPHOMORE
MISSOURI CITY, TEXAS
HIGHTOWER HS

2015

Saw only action of the year against Wagner before redshirting.

Hightower High School

Missed most of his senior season because of an injury... A member of the Houston Chronicle's Houston Top 100 and the Vype Magazine preseason Top 100 for coach Padriac McGinnis for the Hurricanes... Also earned two letters in track... Four-time Academic All-District selection... Carries a 3.6 GPA.

Personal

Full name: Christian Bertrand... Born: August 27, 1997 at Beaumont ... Parents: Christopher Bertrand and Ivonne Lander (one sister)...Rice Major: Undecided (Social sciences division)...Rice College: Martel



JUSTIN BICKHAM

7

CB, 6-1, 195, SOPHOMORE
PFLUGERVILLE, TEXAS
PFLUGERVILLE HS

Rice

2016 Conference USA All-Freshman and Commissioner's Honor Roll.

2015

One of two true freshmen corners to see extensive action last year... Led the team with five PBU while finishing with 13 tackles... Made his first career start vs. LA Tech and started the last five games... Credited with a season-best three pass breakups at FAU, including one on FAU's final possession of the game.

Pflugerville High School

First team All-District 13-6A as a junior as a cornerback and as a kick returner after earning all-district honors as a safety in his junior year for coach George Herrmann... Three-year letterman and two-year starter... Credited with 29 tackles and

had one interception as a senior... National Honor Society member with a 3.70 GPA... Also a member of PALS.

Personal

Full name: Justin Gerard Bickham. Born: May 9, 1997 at Austin, Texas. ... Parents: Willie "Gerard" and Ivone (one sister)... Father played football at Southwest Texas (now Texas State) and led the Bobcats in KO returns in 1987... Nephew of former NBA player Travis Mays (King and Hawks).... Rice Major: Undecided (Humanities division)...Rice College: Baker

Justin Bickham's Career Stats

DEFENSE	UT	AT	TOT	SK/Y	TFL/Y	FF	FR	PD	INT/Y
2015	10	3	13	-	0.5/1	-	-	5	-

Single Game Highs

Tackles: 4 vs. Charlotte (N 28, 2015)
Solo tackles: 2 (four times) last vs. Charlotte (N 28, 2015)
Pass Breakups: 3 @ Florida Atlantic (O 10, 2015)



J.T. BLASINGAME 14

CB, 5-9, 180, SENIOR
ATLANTA, GA.
MAYS HS

Rice

Leader of the Owls cornerback corps.

2015

Made a career-high five starts and established career-bests with 29 tackles and four pass breakups in nine games... Credited with a career-high six stops vs. Southern Miss in his return to action... Credited with four tackles in the opener vs. Wagner... Preseason All C-USA fourth team by Phil Steele.

2014

Picked off his first career pass in the Hawai'i Bowl in addition to setting a career high with four unassisted tackles and matching his career-high in tackles (5)... Returned to action as the starter at the Dime corner over the later half of the season after missing the start of the year with an injury.. Posted his first five-

tackle game vs. UTEP.

2013

Redshirted but was twice named Scout Team Player of the Week.

2012

One of eight true freshmen to play for the Owls... Saw action in 12 of 13 games... Early action was primarily on special teams, but stepped into the cornerback rotation when injuries created playing opportunities and also chipped in on kickoff returns late in the year... Had a pair of tackles at corner and added a third on punt coverage... Picked up both his tackles at corner vs. SMU... In addition to a punt coverage tackle at Memphis, recovered a Tulane fumble on a kickoff return to set up a Rice touchdown... Gave the Owls an early spark vs. Southern Miss with a 40-yard return on opening kickoff and then answered a Golden Eagle field goal with a 46-yard return to give Rice a short field that resulted in a touchdown... Named a finalist in the Southern Region for a National High School Scholar Athlete Award from the National Football Foundation... Teammate Alex Lyons was the region's winner.

Mays High School

Two-time, All-Metro and All-Region 6 AAAA selection for coach Dominic Calloway at Benjamin E. Mays High School in Atlanta... Three-year starter for the Raiders... Credited with 174 tackles, eight interceptions and 35 pass breakups in his career... Team captain as a senior... Named to the Atlanta Journal Constitution "Georgia's Top 125"... Elected "Mr. Mays" as part of Homecoming as a senior... Play it Smart Student-Athlete of the Month for September, 2011... Ran track and led his 4x100 relay to a 4th place finish at the state championship ... Member of 1500+ SAT Club at Mays... Also active in his community... Helped organize and ship textbooks for children in Africa; distributed items to the homeless at Christmas; donated supplies to after-school programs; volunteered at soup kitchens; conducted arts and crafts activities with the Atlanta Union Mission; and donated and wrapped gifts for children in transitional housing... Named a finalist in the South region for the National Football Foundation High School Scholar-Athlete Award, along with fellow Owl Alex Lyons.

Personal

Full Name: John Thomas Blasingame IV ... Born: July 27, 1993 at Atlanta, Ga. ... Parents: Dr. John Thomas and Katrina Blasingame (one brother; two sisters)... Rice college: Brown... Rice major:

Kinesiology.

J.T. Blasingame's Career Stats

DEFENSE	UT	AT	TOT	SK/Y	TFL/Y	FF	FR	PD	INT/Y
2012	3	0	3	-	-	-	1	-	-
2013	Redshirt								
2014	10	6	16	-	-	-	-	3	1/0
2015	24	5	29	-	-	-	-	4	-
TOTAL	37	11	48	-	-	-	1	7	1/0

KICK RETURNS	NO	YDS	AVG	TD	LG
2012	4	99	24.8	0	46

Single Game Highs

Tackles: 6 vs. Southern Miss (N 14, 2015)

Solo tackles: 6 vs. Southern Miss (N 14, 2015)

Pass Breakups: 2 vs. UTEP (N 21, 2014)

Kickoff Return (long): 46 yards vs. Southern Miss (O 27, 2012)



**DEREK
BROWN**
DE, 6-3, 230, SENIOR
BAY CITY, TEXAS
BAY CITY

3

Rice

Explosive presence who returns for his second year as the starter at defensive end.

2015

Tied for the team lead with four sacks and fifth with 40 tackles, 19 of them in the last five games... Credited with a career-high eight stops vs. Army... Picked up his first career sack and a pair of TFLs vs. Texas.

2013

Receiver also chipped in as a rush end on throwing downs... Credited with a career-best two solo tackles at UAB... Show-cased versatility at New Mexico State, returning a short kickoff for 11 yards and pressuring QB off the edge... Recorded his first career catch at Texas A&M, good for five yards... Blocked a

Kansas punt.

2012

One of eight true freshmen to play for the Owls... Opened the year at wide receiver and special teams, then added defensive end duties due to injuries... Credited with a pair of assists vs. Houston while at DE... Credited with tackle for loss (9 yards) vs. Southern Miss on a fumbled punt snap.

Bay City High School

District 23-4A Utility Player of the Year... Completed 101-of-197 passes for 1,500 yards and 11 scores, rushed for nearly 700 more and seven TD and caught 12 passes for 302 yards and a pair of scores... Top game as a senior was a 40-37 win over Brazosport as he totaled over 500 yards: 364 yards passing with four TDs, and scored game-winner with a one-yard run... Final-ist for the Marine Corps Elite Warrior of the Year and won the Houston region honor... Earned four letters in basketball, track and swimming... Graduated in top 10 percent of his class.

Personal

Full Name: Derek Ray Brown... Born: Jan. 19, 1994 at Galveston... Mother: Kimberly Brown (two brothers)... Psychology major
Rice College: Baker.

Derek Brown's Career Stats

DEFENSE	UT	AT	TOT	SACK	TFL	FF	FR	PD	INT
2012	4	3	7	-	1-9	-	-	-	-
2013	5	1	6	-	-	-	-	-	-
2015	33	7	40	4-22	6.0-25	1	-	-	-
TOTAL	42	11	53	4-22	7.0-34	1	-	-	-

Single Game Highs

Tackles: 8 vs. Army West Point (O 24, 2015)

Solo tackles: 7 vs. Army West Point (O 24, 2015)

Pass Breakups: 2 vs. UTEP (N 21, 2014)

Tackles for Loss: 2.0 @ Texas (S 12, 2015)



RHETT CARDWELL 83

WR, 6-1, 190, FRESHMAN
HOUSTON, TEXAS
KINKAID SCHOOL

Kinkaid School

Helped lead the Falcons to the SPC Championship...Accumulated over 800 total yards and seven touchdowns as a receiver and kick returner...Also contributed 47 tackles and six pass breakups as a free safety...Was named Kinkaid's Player of the Year.

Personal

Full name: Rhett Cardwell... Born: Aug. 6, 1997... Parents: Jeffrey and Debra Cardwell...Rice major: Undeclared (social sciences division)...Rice College: Martel.



DAN CARPENTER 43

LB, 6-2, 230, FRESHMAN
HOUSTON, TEXAS
RIDGE POINT HS

Rice

2016 Conference USA Commissioner's Honor Roll while red-shirting.

Ridge Point High School

First Team All-State Academic Team and All-District Honorable Mention... Recorded 78 tackles, including 16 for loss, with seven sacks and three passes defended as a senior... Led the Panthers to a District and Regional championship in 2014... Earned the Presidential Teacher's Award.

Personal

Full name: Daniel Riley Carpenter... Born: Oct. 3, 1996 ... Parents: John and Wendy Carpenter... Father John played football at Stanford... Rice major: Undeclared (engineering division)...Rice College: Brown.



Ty CARTER

64

**DS, 6-2, 270, JUNIOR
HOUSTON, TEXAS
MAYDE CREEK HS**

Rice

Heads into fall camp as the top choice to take over the long snapping chores for the Owls... 2016 Conference USA Commissioner's Honor Roll.

2015

Saw action in eight games as the Owls' deep snapper... Made first career tackle against WKU.

2014

Reserve.

2013


Redshirted and earned one Scout Team Player of Week honor.

Mayde Creek High School

Two-time Mayde Creek Special Teams Player of the Year as a deep snapper and selected as school's offensive linemen of the year as a senior for coach Lance Carter, who is also his father, at Mayde Creek... Also earned second team all-district as a senior on the offensive line in 19-5A... Three Time Academic all-district selection... District runner up and Regional Qualifier in the Shot Put in Track... Was selected as a representative to the 2012 Boys State... Was selected as a finalist for the Touchdown Club of Houston Spring Scholar Athlete of the Year for Track... Team Captain as a Senior.

Personal

Full name: William Tyler Carter... Born: June 20, 1995 at Corpus Christi... Parents: Lance Carter and Gina Childers (two brothers, one sister)... Father, Lance, played offensive line at Blinn College and East Texas State (1985-89) and is the head coach at Mayde Creek High School... Rice major: Sport Management ... Rice College: Martel.



Connor CELLA

87

**TE, 6-3, 260, SENIOR
KATY, TEXAS
TAYLOR HS**

Rice

Named Preseason All-Conference USA by Athlon Sports and to the Preseason Mackey Award Watch List.

2015

Set a career-high with 209 yards receiving and tied his career best with 13 catches... Added to the Mackey Award midseason Watch List... Missed the Army game with an injury... Had a career-long 60 yarder that set up the Rice's first TD in the fourth quarter comeback at FAU... Finished with a career-high 76 yards on three catches, averaged 25.3 per catch (also a career best)... Caught a career-high five at North Texas.

2014

Missed the opening weeks of the season after suffering an injury in the Owls' final scrimmage of training camp but returned

to action vs. ODU in a reserve role... Made his first start vs. USM and caught his second career TD pass... Suffered an injury on the Owls' first series at Army and missed the remainder of the season... Credited with an eight-yard rush on a throw from Tyler Stehling vs. ODU that was ruled a lateral.

2013

Found the end zone for the first time in his career in the C-USA Championship game, catching an 8-yard jump pass from Luke Turner... Grabbed a pair of passes at UAB, the second coming on 1st down in overtime... Caught four passes for 52 yards in his first collegiate action at Texas A&M... Started the game and caught a 26-yarder from Taylor McHargue on the Owls' first play of the year.

2012

Redshirted.

Katy Taylor High School

All District 19-5A selection at defensive end for coach Flint Risien at Taylor HS... Also saw action at tight end and was tabbed by Dave Campbell's Texas Football as the 6th best tight end recruit in their 2011 postseason edition... Three-year starter in both football and basketball at Katy Taylor and earned all

district honors as well in basketball. Named Katy Taylor's Male Athlete of the Year as a senior ... All-Academic first team.

Personal

Full Name: Connor Matthew Cella... Born: Oct. 8, 1993 at Lafayette, La. ... Parents: Gene and Lea Cella... Rice College: Duncan... Rice major: Sport Management.

Connor Cella's Career Stats

RECEIVING	NO	YDS	AVG	LGT	TD
2013	13	130	10.0	26	1
2014	1	5	5.0	5	1
2015	13	209	16.1	60	1
TOTAL	27	344	12.7	60	3

Single Game Highs

Receptions: 5 @ North Texas (S 19, 2015)

Receiving Yards: 76 @ Florida Atlantic (O 10, 2015)



**AARON
CEPHUS**

18

**WR, 6-4, 195, FRESHMAN
HOUSTON, TEXAS
DEKANEY HS**

Dekaney High School

Two-sport star at Dekaney earning All District 15-6A honors in both football and basketball ... A member of the Houston Chronicle and Vype Magazine's Houston Top 100 ... Finished his season strongly, scoring 13 touchdowns in district play, including eight in the last three games while averaging 32 yards per catch over that stretch Averaged 16 points per game in basketball as a junior for the regional finalists.

Personal

Full name: Aaron Cephus... Born: May 20, 1998 ... Parents: Rodney and Trenesa Cephus... Uncle (Marvin Cephus) played wide receiver at Tulane and had stints in several NFL training camps ... Father (Rodney) played football at Texas Southern... Rice Major: Undecided (humanities division)...Rice College: Lovett.



**LAWRENCE
CIMINO**

22

**CB, 5-10, 175, SOPHOMORE
PLANO, TEXAS
WEST HS**

Rice

Walk-on who earned first playing time in 2015.

2015

Played in a pair of games (Wagner & Southern Miss)

Plano West High School

Won the National Army Reserves Scholar Athlete Award... Selected as a member of the First Team Academic All-State team... Led the Wolves to a 6-4 record in his senior season... Also competed in long jump for the track and field squad.

Personal

Full name: Peter Lawrence Cimino... Born: August 9, 1995 at Dallas... Son of Diana McMorris (one sister)... Served as a youth track and field volunteer coach... Rice Major: Mathematical Economic Analysis... Rice College: McMurtry.



**JORIAN
CLARK**

20

**SAF, 5-10, 190, SOPHOMORE
MESQUITE, TEXAS
HORN HS**

Rice

2016 Conference USA Commissioner's Honor Roll.

2015

Saw action in 10 games last year... Recorded 12 tackles, including 1.5 for loss... Had a season-high two tackles six times.

Dr. John Horn High School

First team All-District 12-5A as a junior safety, for coach Mike Overton and the Bi-District champs as a corner... One of two Jaguars to sign with the Owls (Destri White)... Ranked by *Dave Campbell's Texas Football* as the No. 10 corner and a member of its Texas Top 300... Three-year letterman... Finished with 85 tackles, 8 pass breakups and two interceptions... Also ran track and played soccer... Graduated with a 4.0 GPA... First team Academic All-State... A member of the NHS and Student Council.

Personal

Full name: Jorian Taylor McMillion Clark... Born: Jan. 9, 1996 at Dallas... Parents: Wendell and Renee Clark... Rice Major: Sport Management... Rice College: Jones

Jorian Clark's Career Stats

DEFENSE	UT	AT	TOT	SACK	TFL	FF	FR	PD	INT
2015	6	6	12	-	1.5/3	-	-	-	-



FORD CORBETT

37

SAF, 5-9, 185, SOPHOMORE
FT. WORTH, TEXAS
ALL SAINTS EPISCOPAL HS

Rice

Made his debut in 2015 on special teams.

2015

Saw action in four games last year.

All Saints Episcopal High School

Three-year letterman and two-year starter at All Saints Episcopal for coach Aaron Beck as the Saints were unbeaten in his last two years and sent 12 of 14 seniors in his class on to play college football.

Personal

Full name: Bradford Gary Corbett III... Born: October 7, 1995 at Fort Worth.. Parents: Brad and Jennifer Corbett... (one brother)... Rice Major: History and Philosophy



JOSHUA CUMMINGS

16

CB, 5-9 1/2, 190, FRESHMAN
MURPHY, TEXAS
DALLAS JESUIT HS

Rice

2015 redshirt... 2016 Conference USA Commissioner's Honor Roll.

Dallas Jesuit High School

All-District 9-6A as senior for coach Brandon Hickman at Dallas Jesuit Prep... Two-year starter for the Rangers... Father, Billy, played football at Texas Tech... National Achievement participant... Rotary Youth Leadership Award winner... American African Outreach Society... High Ground Mission trips... Serves as a youth usher at his church.

Personal

Full name: Joshua Cummings. Born: April 7, 1997 at Dallas.. Parents: Billy Cummings and Dr. Tena Patterson (one brother)... Father played football at Texas Tech... Rice Major: Undecided (natural sciences division)... Rice College: Will Rice.



JOWAN DAVIS

3

RB, 5-7, 200, SENIOR
SEALY, TEXAS
SEALY HS

Rice

Productive player who currently ranks 16th on the Rice career rushing list with 1,729 yards... Chase Clement is 15th (1,741).

2015

Teams with Darik Dillard to give the Owls a pair of returning backs with over 1,700 rushing yards for the first time in school history... Recorded his fifth career 100-yard rushing game at North Texas, finishing with 102 yards... Each of his 100-yard efforts have come in conference action (2013 at UAB; 2014 vs. ODU, at USM and vs. UTSA, 2015 at North Texas)... Missed most of the first two games after an injury early vs. Wagner.

2014

Preseason All C-USA 3rd team by Phil Steele... Led the Owls in rushing with 956 yards while starting 12 of 13 games... First

sophomore to lead Owls in rushing since Thomas Lott in 2003... Finished with 245 carries, the fourth-highest total in school history... Topped 100 yards three times in 2014, including a career-best 150 vs. Old Dominion... Had a career-long rush of 54 vs. UTSA on his way to his third 100-yard game of the year... Ranked eighth in C-USA in rushing with 75.8 yards per game... Combined with Darik Dillard to run for 1,608 yards on the ground... Carried the ball a career-high 29 times for 131 yards and scored a pair of touchdowns for the first time in his career in the win over USM.

2013

Second on the team with 455 yards rushing, despite not joining the rotation until the fourth game of the season... Rushed for 263 yards in his last three games... Did not see action in the C-USA Championship game... Stepped in when Charles Ross was injured at UAB and rushed for 130 yards on 19 carries... Final carry was a 17-yard blast to take the ball to the one and set up Luke Turner's game-winner... Ran for 76 yards on 15 carries vs. LA Tech, part of a 415-yard night for the Owls... Scored his first career TD on a 10-yard run vs. UTEP... Led the Owls with 58 yards on 10 carries... Rushed for 39 yards in his first collegiate action vs. FAU.

Sealy High School

Power-packed running back who was a three-time All District 25-3A selection in his career for coach Jimmie Mitchell at Sealy... Rushed for over 4,000 yards in his career, including over 1,200 as a senior... Four-year letterman who saw his team's drive for a fourth consecutive district title ended by El Campo, which was led by a pair of fellow Owl teammates (Cole Hunt and Trey Martin)... Also ran track... Member of the Academic Excellence program.

Personal

Full name: Jowan Quinton Davis... Born: June 27, 1994 at Eagle Lake... Parents: Eric and Tanya Davis (three brothers, three sisters)... Cousin, Emmanuel Sanders, plays wide receiver for the Denver Broncos... Rice major: Sport Management... Rice College: Hanszen.

Jowan Davis' Career Stats

Single Game Highs

Rushing Attempts: 29 @ Southern Miss (S 27,,2014)

Rushing Yards: 150 vs. ODU (S 20,2014)

Receptions: 4 @Texas A&M (S13, 2014)

Receiving Yards: 41 @Texas A&M (S13, 2014)

RUSHING	ATT	YARDS	YDS/ATT	LONG	TD
2013	95	476	5.0	22	3
2014	245	956	3.9	54	6
2015	71	297	4.2	29	1
TOTAL	411	1729	4.2	54	10

RECEIVING	NO	YDS	AVG	LG	TD
2013	-	-	-	-	-
2014	13	108	8.3	38	-
2015	5	29	5.8	12	-
TOTAL	18	137	7.6	38	-



BRANDON DAWKINS

78

OL, 6-7, 310, SENIOR

DALLAS, TEXAS

PRESTONWOOD CHRISTIAN ACAD.

Rice

Missed last year due to injury, but made a strong return in the spring.

2014

Played in six games as a reserve.

2013

Saw first playing time on special teams... Member of 2013 C-USA Commissioner's Honor Roll.

2012

Redshirted in his first year with the Owls.

Prestonwood Christian Academy

Second-team TAPPS Division 1 All State and first team all

district selection for coach Chris Cunningham at Prestonwood Christian Academy... Led the Lions to the state semifinals as a senior after winning the title in his junior year... Served as team captain for the Blue team in the Tom Hillary DFW Classic in December... Multi-sport athlete in high school, swimming the 50-meter freestyle for the state champs and playing water polo on the state championship team... Played on Prestonwood's state championship basketball team and threw the shot and discus in track... Member of the National Honor Society... Participated in Future Problem Solvers... Served as the J&J Teen Liaison to Legislative Session "On The Hill" Summit in Washington, D.C. ... Served as a clerk for a pair of Dallas County Criminal Court judges.

Personal

Full Name: William Brandon Monroe Dawkins... Born: Oct. 3, 1993 at Chicago, Ill. ... Parents: Bill and Brenda Dawkins (one brother, two sisters)... One uncle, Bert Adams, originally signed to play football at Rice before he was drafted by the California Angels, then returned to play for the Owls after three minor league seasons... A second uncle, Charlie Adams, played football at SMU, and a cousin, Shannon Boatman, played football at Florida State... Rice major: Kinesiology with a Business minor... Rice College: Hanszen.



CAMERON DECELL

85

WR, 6-5, 210, SENIOR

McKINNEY, TEXAS

BOYD HS

Rice

Signed as a punter, but continues to be a contributor at receiver.

2015

Saw action in seven games... Caught three passes for 11 yards... Also served as placekicker at North Texas, kicking off six times for a 65.0 average.

2014

Saw action in 12 of 13 games and caught a pair of passes for 41 yards... Made his first career catch vs. Notre Dame... Picked up his second with a career-best 31-yard grab vs. North Texas.

2013

Reserve.

McKinney Boyd High School

All-District 10 5A selection as a punter and second team as a wide receiver as a junior for coach Don Drake at Boyd HS... Caused touchbacks on 65 percent of his kickoffs as a senior, with 20 of his 55 kicks going out of the end zone... Averaged 37 yards and a 4.7 second hang time per punt with a long of 72 yards... Won Boyd's Academic Excellence Award for the 2010-11 school year and named King of Athletics in 2010.

Personal

Full Name: George Cameron Decell... Born: January 28, 1994 at Dallas... Parents: Marion Morrison and Damian Decell. (two sisters). Father was a two-time, all-conference soccer player at Christopher Newport University... Stepfather (Tony Morrison) was a wide receiver at Louisiana Monroe from 1976-79... Stepsister (Sarie Morrison) is a gymnast at LSU and earned second-team, All-America honors on the bars at the 2012 NCAA Championships... Two cousins also played football (Cash Cameron at TCU and Austin Bollenbach at Oklahoma State)... Rice major: Economics...Rice College: Hanszen.

Cameron Decell's Career Stats

RECEIVING	NO	YDS	AVG	LG	TD
2014	2	41	20.5	31	0
2015	3	11	3.7	5	0
TOTAL	5	52	10.4	31	0



**JOSEPH
DILL**

79

**OL, 6-4, 350, FRESHMAN
BAYTON, TEXAS
LEE HS**

Lee High School

Unanimous All District 22-5A as a senior after earning district honors as a sophomore and junior at Pasadena HS... Honorable mention All-State as a junior and senior... Houston Chronicle's Houston 100 and as one of Texas best 32 offensive linemen in Dave Campbell's Texas Football's "Texas Rising" postseason recruiting guide... Two-time Academic All-District selection.

Personal

Full name: Joseph Scott Dill. Born: Feb. 27, 1998 in Omaha, Neb. ... Parents: Raul Garcia and Maria Maya...Rice Major: Undecided (engineering division)... Rice College: Martel.



DARIK DILLARD

RB, 5-10, 215, SENIOR
SAN ANTONIO, TEXAS
McARTHUR HS

1

Rice

Named Preseason All-Conference USA by Athlon Sports and on the preseason Wuerffel Trophy Watch List and is a nominee for the Allstate AFCA Good Works Team.... Three-time member of the C-USA Commissioner's Honor Roll (2014, 2015 & 2016).

2015

Led Owls with 698 rushing yards and is the active Owls leader with 1,746 career yards which stands 13th on the Rice career list... Dickie Maegle is 12th (1,773), Spencer George is 11th (1,790) and Kosse Johnson 10th (1,917)... Three-yard TD vs. UTSA allowed he and brother Jarett to eclipse Jacquizz and James Rodgers of Oregon State for the most combined career touchdowns (82)... Jarett holds the NCAA career mark with 60 touchdown receptions... Sparked the Owls' 4th quarter comeback at FAU, rushing for 50 of his 104 yards and adding 39 receiving yards... Finished with 106 on the

ground and 44 through the air, his second career 100-yard day and becoming fourth Owls RB to top 100 last year... Scored winning TD on a 14-yard pass from Driphus Jackson with 2:07 left... Nine of his 22 career TDs have come in the 4th quarter, 3 of them gave Rice the lead in the final 2 minutes and a fourth tied the game.

2014

Led the Owls in scoring with 72 points on 12 touchdowns (11 on the ground, 1 receiving). .. Joined his brother Jarett in leading the Owls in scoring... Jarett did it three consecutive years on his way to a school record 360 points (thanks to an NCAA record 60 TD receptions)... Has 16 career scores and the combined 76 TDs by the Dillard brothers moved them to within five of the best mark in NCAA history by Jacquizz and James Rodgers of Oregon State (81)... Also led the team with an average of 4.9 yards per carry... Topped 100 yards for the first time in his career, rushing for 141 yards on 23 carries vs. Hawai'i. Scored a career-best three touchdowns on the ground vs. ODU. Tied for the team lead with a career-best three receptions vs. Notre Dame (30 yards).

2013

Fourth on team with 396 yards on the ground, and tied for third with three rushing touchdowns... Ran for 52 yards and a

score in the C-USA title game... San Antonio native scored Rice's first touchdown in that city in Rice's 27-21 win... Delivered his second-straight winning touchdown with a 25-yard TD reception in overtime at Tulsa (first career catch)... Scored his first career touchdown to win the game vs. FAU... Ran for 41 yards on nine carries in his college debut at Texas A&M.

2012

Redshirted.

McArthur High School

Offensive MVP for coach Ben Cook at McArthur HS... Earned second team All-State honors and first team All-San Antonio honors as a junior and second team All-San Antonio as a senior... Led McArthur to the 5-A DII state quarterfinals as a junior... Rushed for 4,100 yards and added another 900 yards receiving in his career... Played basketball and led McArthur to the regional finals as a junior... Academic All State as a senior... Wendy's High School Heisman regional finalist... Ranked third in a class of 557... Served as treasurer for both the National Honor Society and his senior class... Peer Assistant Leadership Program (PALS)... Tutored English to elementary students and to others through the English Second Language program... First place winner in the Teachers' Choice Night Gallery Art

Show... First place in TSA State Architecture competition... Junior Financial Chairman of the National Society of Black Engineers... Set the world record for most high fives in an hour (2,215) to promote an anti-bullying campaign at McArthur High School.

Personal

Full Name: Darik David Dillard... Born: Nov. 11, 1993 at San Antonio... Parents: Porter and Robin Dillard (one brother, one sister)... Brother, Jarett, was a two-time, All-America wide receiver for the Owls who holds the NCAA career record for touchdown receptions (60) and most consecutive games with a touchdown reception in a season (13)... Sister, Tai, played basketball at Texas from 1999-2003 and for three seasons in the WNBA... She is now an assistant basketball coach at Houston... Rice College: Jones... Rice major: Mechanical Engineering.

Darik Dillard's Career Stats

RUSHING	ATT	YARDS	YDS/ATT	LONG	TD
2013	82	396	4.8	20	3
2014	134	652	4.9	36	11
2015	135	698	5.2	34	5
TOTAL	351	1746	5.0	36	19

RECEIVING	REC	YARDS	YDS/REC	LONG	TD
2013	3	38	12.7	25	1
2014	17	163	9.6	58	1
2015	7	107	15.3	25	1
TOTAL	27	308	11.4	58	3

Single Game Highs

Rushing Attempts: 23 (twice) last @ Florida Atlantic (O 10, 2015)
 Rushing Yards: 141 vs. Hawai'i (O 4, 2014)
 Receptions: 3 (three times) last @ Florida Atlantic (O 10, 2015)
 Receiving Yards: 44 @ Florida Atlantic (O 10, 2015)
 Touchdowns: 3 vs. ODU (S 20, 2014)



**BRANDON
DOUGLAS**

26

**CB, 5-9 1/2, 180, SOPHOMORE
HUTTO, TEXAS
HUTTO HS**

Rice

2016 C-USA Commissioner's Honor Roll member.

2015

One of two true freshmen corners that saw extensive action in 2015, playing in 11 games and making his first career start vs. Charlotte... Finished with 11 tackles and one break-up... Had five of his tackles in his last two games, including a career-best three in his start vs. Charlotte... Credited with a season-best three tackles vs. LA Tech... Credited with two tackles vs. WKU and broke up his first pass in the opener vs. Wagner.

Hutto High School

First team All-District 17-5A as a senior wide receiver for coach Steve Van Meter, leading the Hippos to the state 5A Division II

quarterfinals... Carries a 3.56 GPA... Also lettered in track and was a regional finalist in the 100 meters... Coached church league youth basketball.

Personal

Full name: Brandon Hamilton Douglas.. Born: Jan. 20, 1997 at Austin... Parents: Jeff Douglas and Melanie Dixon (one brother)... Rice Major: Undecided (Social sciences division)... Rice College: Baker

Brandon Douglas' Career Stats

DEFENSE	UT	AT	TOT	SACK	TFL	FF	FR	PD	INT/Y
2015	10	1	11	-	-	-	-	1	-

Single Game Highs

Tackles: 3 (twice) last vs. Charlotte (N 28, 2015)

Solo tackles: 3 vs. Louisiana Tech (O 30, 2015)



ISAIAH EDWARDS

55

**OT, 6-8, 360, FRESHMAN
KATY, TEXAS
CINCO RANCH HS**

2015

Redshirted

Cinco Ranch High School

All-District 19-6A and All-City as a senior for coach Don Clayton at Cinco Ranch... A member of the Houston Chronicle's Houston Top 100 ... Four-year letterman and three-year starter for the Cougars... Credited with 129 pancake blocks as a senior and over 290 in his career... Also lettered in basketball, averaging seven points and seven rebounds per game... Participates in Young Life Christian Ministry

Personal

Full name: Isaiah Daniel Edwards... Born: April 6, 1996 at Alpharetta, Ala... Parents: Tracy and Gia Edwards (three brothers)... Rice Major: Undecided (Social sciences division)...Rice College: Jones



ANTHONY EKPE

38

**LB, 6-0, 215, FRESHMAN
PFLUGERVILLE, TEXAS
HENDRICKSON HS**

Hendrickson High School

First team All-State (TAPSE) and District 13-6A Defensive MVP as the Hawks finished 9-3 and won the district title ... Compiled 78 tackles as a senior, 18 for loss (15 sacks) while forcing four fumbles and blocking three field goals as a senior ... Finished his career with 199 tackles with 30 for loss (27 sacks) ... Also ran the 400 meters in track ... National Honor Society member and Academic All-State honorable mention ... Served as an officer in FCS and active in the Business Professionals of America and the Texas Alliance for Minorities in Engineering.

Personal

Full name: Jude-Anthony Ekpe. Born: Apr. 1, 1998... Parents: Jude and Stella Ekpe (1 brother, 3 sisters)... Rice Major: Undecided (Social sciences division)...Rice College: Sid Richardson.



**NAHSHON
ELLERBE**

25

WR, 5-9, 205, FRESHMAN

FRISCO, TEXAS

TRINITY CHRISTIAN ACADEMY

Rice

Made an impressive switch to slot receiver in the spring... 2016 C-USA Commissioner's Honor Roll.

2015

Redshirted

Trinity Christian Academy

TAPPS Division 1 All-State and All-District for coach Steve Hayes at Trinity Christian Academy... Offensive MVP... Rushed for 2,046 yards with 27 rushing touchdowns and caught 55 passes for 781 yards as a senior... Ran for 4,912 yards and scored 76 rushing touchdowns on the ground in his career and added 1,871 yards and 15 touchdowns receiving... Ran track as a freshman and was named team MVP... National Honor Society member... National Art Honor Society... Aca-

demic All-State... Addison Rotary Club Student of the Month.

Personal

Full name: Nahshon Thomas Ellerbe... Born: Jan. 5, 1997 at San Jose, Ca. Parents: Shon and Roshounda Ellebe (one sister).. Father played football at San Jose State University... Rice Major: Undecided (humanities division)... Rice College: Wiess



**EMMANUEL
ELLERBEE**

58

LB, 6-0, 235, JUNIOR

HOUSTON, TEXAS

STRAKE JESUIT

Rice

Took over as the starter with Alex Lyons at linebacker in the spring... 2016 C-USA Commissioner's Honor Roll.

2015

Saw action in 12 games... Tied for C-USA lead and for seventh nationally with three fumble recoveries... Shared first career TFL at UTEP... Credited with a career-high six tackles at Baylor.

2014

Saw action in all 13 games and finished with 11 tackles... Credited with a season-best three stops vs. Hawai'i... Broke up passes in the last two games.

Strake Jesuit

Second team All-District 19-5A as a junior and senior for coach

James Clancy, finishing his career with 236 tackles (164 solos), five sacks, 10 hurries, four forced fumbles, three recoveries, five pass breakups while also blocking a pair of field goal attempts... Team MVP as a senior... Member of *Dave Campbell's Texas Football's* Texas Top 300 and the *Houston Chronicle's* Houston Top 100... Honorable Mention Academic All-State... Served on the Student Council as a senior and a member of the Black Student Union all four years at Strake.

Personal

Full name: Emmanuel Aben Ellerbee... Born: Nov. 20, 1996 at Houston... Parents: Aben and Latanga Ellerbee... Father, Aben, played football at Grambling State University... Rice Major: Civil Engineering... Rice College: Baker.

Emmanuel Ellerbee's Career Stats

DEFENSE	UT	AT	TOT	TFL	SACK	FF	FR	PD	QBH
2014	7	4	11	-	-	-	-	2	-
2015	15	11	26	2.0/4	-	-	3	-	1
TOTAL	22	15	37	2.0/4	-	-	3	2	1

Single Game Highs

Tackles: 6 @ Baylor (S 26, 2015)

Solo tackles: 5 @ Baylor (S 26, 2015)



D ANGELO ELLIS

12

DB, 5-11, 160, FRESHMAN
HOUSTON, TEXAS
CY RIDGE HS

Cy Ridge High School

All District 17-6A as well as on the all district academic team ... On Dave Campbell's Texas Football Hot 300 as well as the Houston Chronicle and Vype Magazine's Houston Top 100.

Personal

Full name: D Angelo Ellis...Born: Apr. 9, 1998... Parents: Andre and Felicia Ellis (4 brothers)...Mother, Felicia, played volleyball and ran track at Prairie View A&M... Rice Major: Undecided (Social sciences division)...Rice College: Baker.



COLE ELMS

53

OL, 6-2, 275, FRESHMAN
COLLEGE STATION, TEXAS
BRAZOS CHRISTIAN HS

Rice

2016 C-USA Commissioner's Honor Roll while redshirting in his first year.

Brazos Christian High School

First Team All-State on both the offensive and defensive line... Helped lead the Eagles to the State Semifinals in both 2013 and 2011... First Team All-State Academics... Member of National Honor Society.

Personal

Full name: Coleman James Elms. Born: Jan. 16, 1997... Parents: Troy and Caren Elms... Rice Major: Undecided (engineering division)...Rice College: Martel



EMMANUEL ESUKPA

33

RB, 5-11 1/2, 220, FRESHMAN
GRAND PRAIRIE, TEXAS
MANSFIELD HS

Rice

Looks to see first action after redshirting in 2015... 2016 C-USA Commissioner's Honor Roll.

Mansfield High School

First team All-District 8-6A as a senior at Mansfield for coach Jeff Hulme ... Ran for 743 yards on 125 attempts (5.9 per carry) and scored 10 touchdowns... Added a 61-yard TD on his lone pass reception... Two-year starter... Also participated in track... Member of state qualifying 4x200 relay as a sophomore.

Personal

Full name: Emmanuel Ukelabuchi Esukpa... Born: Nov. 28, 1996 at Dallas... Parents: Stanley and Millicent Esukpa (one brother, one sister)... Rice Major: Undecided (Social sciences division)... Rice College: Sid Richardson



JACK FOX

2

K, 6-2, 200, SOPHMORE
LADUE HORTON WATKINS HS

Rice

2016 C-USA Commissioner's Honor Roll.

2015

True freshman who handled kickoffs all year and handled placements in the first two... Averaged 65 yards and had four touchbacks on five kickoffs at FAU... Converted his first career field goal at North Texas (20 yards)... Averaged 62.6 yards on nine kickoffs, including three touchbacks and was 5x5 on PATs in his debut vs. Wagner.

Ladue Horton Watkins High School

All-State selection as a punter (first team) and placekicker (second team) as a senior for coach Mike Tarpey... Averaged 45.9 yards on 47 punts, while converting 49/50 PATs and 17/23 field goals as a senior... Set a Missouri state record with his 17

field goals... Threw for 1,900 yards and 18 touchdowns and ran for three more as the Rams starting quarterback... Ranked by Kohls as the 13th best punter and 15th best kicker in the nation... Suburban Central Conference Player of the Year as a catcher in baseball as a junior, batting .489... AP Scholar.

Personal

Full name: John Edward Fox ... Born: Sept. 1, 1996 at Dallas... Parents: Pat and Beth Fox... Rice Major: Undecided (Social sciences division)... Rice College: Brown

Jack Fox's Career Stats

FG	FG	PCT	1-19	20-29	30-39	40-49	50+	LG	BLK
2015	1-2	.500	-	1-2	-	-	-	20	-

KO	NO.	YARDS	AVG	TB	OB
2015	51	3248	63.7	25	1



FRANK FRANKOVSKY 65

OL, 6-6, 260, FRESHMAN
ROUND ROCK, TEXAS
WESTWOOD RIDGE HS

Westwood High School

Was named All-District as a junior and senior...A three-time Academic All-District honoree...Member of the FCA.

Personal

Full name: Frank Joseph Frankovsky III. Born: Dec. 26, 1997...
Parents: Frank and Jennifer Frankovsky (1 sister)... Rice Major:
Undecided (natural sciences division)...Rice College: Hanszen.



ELIJAH GARCIA 92

OL, 6-5, 310, FRESHMAN
SAN ANTONIO, TEXAS
STEVENS HS

Stevens High School

All-District 27-6A selection as a senior... Second-team All-San Antonio area and named one of San Antonio's top ten recruits by the San Antonio Express News... Credited with 100 tackles as a senior, including six sacks and eight hurries... Team captain as a senior.... Three-year letterman... Played in the San Antonio Sports All-Star game in January.

Personal

Full name: Elijah Garcia. Born: Mar. 11, 1998... Parents: Candido and Stephanie Garcia (1 sister)... Rice Major: Undecided (Social sciences division)...Rice College: McMurtry.



NATE GERMAN 13

QB/WR, 6-2, 205, JUNIOR
CYPRESS, TEXAS
CY WOODS HS

Rice

Showcased his versatility by filling an immediate need at wide receiver last fall, but will remain in contention for playing time at quarterback as well... Missed spring drills while recovering from shoulder surgery.

2015

Stepped into a need at receiver and caught 16 passes for 339 yards (21.2 per catch) and three TDs.... Ranked 11th in the country in yards per reception at 21.1 yards per catch (min: 15 catches)... Totaled 138 yards on four catches at UTSA, including a 58-yard TD and another of 45... Caught his first TD pass vs. Army and added his second vs. Southern Miss... Scored on a 66-yard run vs. Wagner on his first carry of the year, the longest rush by a Rice QB since Kyle Herm scored from 95 yards vs. Nevada in 2004..

2014

Saw action in three games and carried the ball once... Made his debut vs. Hawai'i.

2013

Redshirted.

Cy Woods High School

Multi-talented athlete who was a two-year starter at quarterback for coach Trent Faith and the Wildcats... Suffered a preseason injury that limited his playing time as a senior, throwing for 485 yards... Threw for nearly 3,000 yards and 28 touchdowns in his career and added another 13 touchdowns on the ground... A member of the *Houston Chronicle* Hot 100 and *Dave Campbell's Texas Football's* top 30 quarterbacks heading into his senior year... Named to the the *Houston Chronicle's* Top 100... Participated in the Nike Elite 11 Quarterback camp and the US Army All American Combine... A standout in soccer, playing for the Houston Pumas select team which won back-to-back state select team titles (2008-09) while earning Offensive Player of the Year and the Leadership Award for three consecutive years... Also competed in track and basketball... Four-year member of the honor roll.

Personal

Full name: Nathaniel Rai German... Born: Sept. 9, 1994 at Houston... Parents: Oscar and Veronica German (one brother, one sister)... Rice major: Economics... Rice College: Hanszen.

Nate German Career Statistics

PASSING	ATT	COMP	PCT	YDS	LONG	TD	INT
2015	2	1	.500	11	11	-	-

RECEIVING	ATT	YARDS	YDS/ATT	LONG	TD
2015	18	379	21.1	58	3

Single Game Highs

Passing Yards: 11 vs. Wagner (S 5, 2015)

Completions: 1 vs. Wagner (S 5, 2015)

Receiving Yards: 138 @ UTSA (N 21, 2015)

Receptions: 4 (three times) last @ UTSA (N 21, 2015)



**SAM
GLAESMANN**

4

QB, 6-3, 210, FRESHMAN

WACO, TEXAS

MIDWAY HS

Midway High School

Offensive MVP in All-District 12-6A as the Panthers won the district and advanced to the regional semifinals ...Third team All State by TSWA... Honorable Mention Subway Super Team by *Dave Campbell's Texas Football* ... All-CenTex second team by the Waco Tribune and Centex Top 25 ... One of Texas' best 32 quarterbacks in DCTF's postseason recruiting guide... Threw for 3,017 yards and 29 touchdowns and added 605 yards and four scores on the ground... Second-team Academic All-State ... Member of the National Honor Society, PALS, Spanish Club and Business Professionals of America.

Personal

Full name: Sam Glaesmann. Born: Sept. 19, 1997... Parents: Ronnie and Mary Lou Glaesmann (1 brother)... Brother Todd was a third round pick of Tampa Bay in the 2009 Major League Draft and currently is in the Arizona Diamondbacks system ... Uncle (Don McIntosh) played offensive line at Houston... Rice Major: Undecided (Social sciences division)... Rice College: Martel.



PETER GODBER

73

OL, 6-3, 305, JUNIOR
TORONTO, ONT.
ST. ANDREW'S COLLEGE

Rice

One of the veterans along the offensive line who has played in all 25 games in his first two years and started all 12 last fall... 2016 C-USA Commissioner's Honor Roll... Switched to No. 73 as part of the Owls' Honor Jersey program to honor former Owl head coach Ray Alborn.

2015

Started all 12 games in his first year as a starter (9 at LG/3 RG)... Recovered a fumble on an interception return vs. Texas to set up the Owls first touchdown.

2014

Saw action in all 13 games as a redshirt freshman.

2013

Redshirted.

St. Andrew's College

Named a city and provincial all-star as a senior for coach Len Gurr at St. Andrew's College... A three-year starter for the Saints and was ranked as the No. 2 player in Canada as a senior... Led St. Andrews to the Canadian Independent School Athletic Association title at the Rogers Center in Toronto... Was selected to play for the World Team in the 2012 IFAF International Bowl, which was held in Austin.

Personal

Full name: Peter Clark Godber... Born: July 17, 1994... Parents: Mike Godber and Elizabeth Werry (one brother, one sister)... Rice major: Sport Management... Rice College: Jones.



PRESTON GORDON

57

DT, 6-0, 285, SOPHOMORE
McKINNEY, TEXAS
FRISCO HERITAGE HS

Rice

Looks to build on the continual improvement he showcased in first playing time in 2015 and in 2016 spring drills.

2015

Redshirt freshman made six starts at DT... Finished strongly, picking up a TFL in six of last seven games to finish second on squad with 6.5... Led interior line with his TFL and 2.5 sacks... Shared sack of FAU quarterback Jaquez Johnson on 4th down to clinch win... Finished day with career bests in sacks (1.5) and TFL (2)... Credited with a career-best six tackles vs. WKU.

Frisco Heritage High School

First team All-District 9-4A as a senior and a second team selection as a junior for coach Che Hendrix... Finished his career with 209 tackles, including 17 sacks, 24 total tackles for loss and

four forced fumbles while also rushing for two touchdowns... Lettered one season in basketball... Participated in the Boys 2 Men Leadership Program and also worked as a youth volunteer at his church.

Personal

Full name: Preston DeWayne Gordon... Born: Nov. 8, 1995 at Irving... Son of Veanneitta Gordon... Rice Major: Undecided (Sport Management)...Rice College: Martel

Preston Gordon's Career Stats

DEFENSE	UT	AT	TOT	TFL	SACK	FF	FR	PD	INT/Y
2015	16	6	22	6.5/25	2.5/13	-	-	-	-

Single Game Highs

Tackles: 6 vs. WKU (O 3, 2015)

Sacks: 1.5 at Florida Atlantic (O 10, 2015)

Tackles for Loss: 1.5 at Florida Atlantic (O 3, 2015)



**T.J.
GOTELLI**

89

**WR, 5-11 1/2, 185, FRESHMAN
LODI, CALIF.
TOKAY HS**

Rice


Looks to crack the lineup after redshirting last year.

Tokay High School

Named All-League and All-Area...Recorded 36 catches, including eight for touchdowns...Also played baseball, earning team Defensive MVP.

Personal

Full name: Thomas Joseph Edward Gotelli. Born: May 30, 1996... Parents: Tom and Missy Gotelli... Rice Major: Undecided (humanities division)... Rice College: Baker



**J.T.
GRANATO**

15

**QB, 6-3 1/2, 225, FRESHMAN
HOUSTON, TEXAS
KINKAID HS**

Rice


Looks to crack the lineup after redshirting last year.

Kinkaid High School

Three-time All Southwest Preparatory Conference selection and the player of the year as a senior for coach Nathan Larned... Completed 62% of his passes as a senior and compiled a 115.1 quarterback rating...Threw for over 9,000 yards and 81 touchdowns in his three seasons with the Falcons... Led them to the SPC title as a junior... A member of the Houston Chronicle's Houston Top 100 ... Ranked by Dave Campbell's Texas Football as the #10 quarterback in its postseason edition ...Member of DCTF's Texas Top 300 and listed as one of the top 30 quarterbacks heading into his senior year... Also lettered in basketball and baseball... Plays the guitar and piano.

Personal

Full name: John Tyler Granato.. Born: March 18, 1997 at Houston... Parents: John and Wendy Granato (two sisters)... Rice Major: Undecided (Social sciences division)... Rice College: Duncan.



**KYLEN
GRANSON**

19


**WR, 6-3, 220, FRESHMAN
AUSTIN, TEXAS
WESTLAKE HS**

Westlake High School

Second team All-District 14-6A, helping spark Westlake to the 6A D1 state title game ... Caught 39 passes for 630 yards and 10 touchdowns and rushed for 100 more after missing the first seven games with an ankle injury ... Caught seven passes for 136 yards and two touchdowns as Westlake ended Allen's 57-game winning streak in the state semifinals ... Caught 48 passes for 739 yards and 11 touchdowns in his career ... Regional qualifier in the 4x200 relay in track ... Academic All-State Honorable Mention ... Member of the National Honor Society and FCA.

Personal

Full name: Kylen Granson. Born: Mar. 27, 1998... Parents: David and Heather Granson... Rice Major: Undecided (natural sciences division)... Rice College: Duncan.



**D.J.
GREEN**

49

**LB, 6-2, 235, JUNIOR
MESQUITE, TEXAS
HORN HS**

Rice

Standout on special teams and in the classroom who looks to increase playing time after a solid spring. Three-time recipient of the C-USA Commissioner's medal (3.75 GPA or higher).

2015

Played in all 12 games and was credited with a career-best 11 tackles... Led team with six special teams stops.

2014

Played in all 13 games as a reserve and on special teams... Credited with three tackles, all on special teams... Credited with his first tackle at Notre Dame.

2013

Redshirted while earning a pair of Scout Team Player of the Week honors.

Mesquite Horn High School

Co-Defensive MVP of District 12-5A as a senior for coach Rodney Webb and the Jaguars... Led Horn to its most successful season to date, finishing with an 8-4 record and a Bi-District title... Honorable mention All-State pick... Two-year starter who set the career tackles record by averaging 10.3 tackles per game (228 total)... Named to the *Dave Campbell's Texas Football's* Top 20 Linebackers prior to his senior year... Ranked by ESPN as the nation's 39th best outside linebacker and the state's 59th best player... Second-team Academic all-state selection... Played in the school orchestra.

Personal

Full name: David Dwayne Green Jr. ... Born: July 12, 1995... Parents: David and Karen Green (one sister)... Rice major: Sport Management... Rice College: Jones.

D.J. Green's Career Stats

DEFENSE	UT	AT	TOT	SACK	TFL	FF	FR	PD	INT/Y
2014	1	2	3	-	-	-	-	-	-
2015	4	7	11	-	-	-	-	-	-
TOTAL	1	2	3	-	-	-	-	-	-

Single Game Highs

Tackles: 3 vs. Wagner (S 5, 2015)



**JACK
GREENE**

74

**OL, 6-4, 350, FRESHMAN
MISSOURI CITY, TEXAS
RIDGE POINT HS**

Ridge Point High School

Three-year starter who was an All-District 23-5A selection as the Panthers reached the semifinals of the 5A Division II playoffs ... Member of the RPHS Honor Roll.

Personal

Full name: Jack Greene. Born: Nov. 30, 1998... Parents: James and Aysha Greene... Rice Major: Undecided (natural sciences division)... Rice College: Martel.



**PARKER
HANUSA**

93

**DT, 6-4, 250, SOPHOMORE
AUSTIN, TEXAS
WESTWOOD HS**

Rice

2013 signee who enrolled in spring of 2014, then redshirted after an injury... Earned his first playing time in 2015.

2015

Recorded four tackles on the year, including one sack... Had a career-best three tackles at North Texas, including his first career sack.

Westwood High School

Defensive MVP of District 16-5A after a standout senior season for coach Anthony Wood... Led the Warriors to a 10-3 record... Credited with 18 sacks as a senior and named the team's Defensive MVP... Named All-CenTex first team and honorable mention All-State... Second-team Academic All-State selection... Also plays basketball... A member of the German Club.

Personal

Full name: Parker Jeffrey Hanusa... Born: April 23, 1995 at Houston ... Parents: Paul and Mary Ellen Hanusa (one sister, one brother)... Rice major: Mathematical Economic Analysis... Rice College: Lovett.

Parker Hanusa's Career Statistics

DEFENSE	UT	AT	TOT	TFL	SACK	FF	FR	PD	QBH
2015	3	1	4	1.5/6	1/6	-	-	-	-

Single Game Highs

Tackles: 3 @ North Texas (S 19, 2015)



CODY HENESSEE

46

DT, 6-2, 275, SENIOR

DENTON, TEXAS

GUYER HS

Rice

Gritty senior who has battled through ailments to provide key production in his first three years.

2015

Made his first career start vs. UTSA.

2014

Saw action in nine games and recorded a career-high 1.5 tackles for loss

2013

Answered the call when injuries depleted the Owls defensive line and chipped in with solid play... Shared his first career sack vs. Marshall in the C-USA Championship game... Saw his first career action at New Mexico State and was credited with an assist on his first snap... Added two stops and his first hurry vs.

UTEP.

2012

Redshirted.

Guyer High School

All-District 7-5A selection as a senior for coach John Walsh at Denton Guyer HS... Helped lead his team to the 5A DII title game as a junior and semifinals as a sophomore.

Personal

Full name: Cody James Hennessee... Born: Sept. 27, 1993 at Tulsa, Okla. ... Son of Don and Beth Hennessee (two brothers, one sister)... Rice major: Political Science... Rice College: Duncan.

Cody Hennessee's Career Statistics

DEFENSE	UT	AT	TOT	TFL	SACK	FF	FR	PD	QBH
2013	1	6	7	0.5-3	0.5-3	-	-	-	1
2014	5	3	8	1.5-4	-	-	-	-	-
2015	6	1	7	-	-	1	-	-	-
TOTALS	12	10	22	2.0-7	0.5-3	1	-	-	1

Single Game Highs

Tackles: 2 vs. UTEP (O 26, 2013)



JAVANTE HUBBARD

52


**DL, 6-2, 230, FRESHMAN
HOUSTON, TEXAS
ELSIK HS**

Elsik High School

All District 23-6A and a team captain as the Rams captured the district title... Credited with 109 tackles as a senior, 45 for loss (19 sacks) while forcing four fumbles and breaking up three passes... Member of the Houston Chronicle's Houston 100... Academic All-District and plays in the school orchestra.

Personal

Full name: JaVante Hubbard. Born: Mar. 10, 1998... Parents: Mark and Tameiska Frank... Rice Major: Undecided (Social sciences division)... Rice College: Martel.



JESSE HUDAK

9

**WR, 5-9, 170, SOPHOMORE
PEARLAND, TEXAS
DAWSIN HS**

Rice

Looks to move into the rotation after seeing first action last year.

2015

Made his debut vs. Wagner.

Dawson High School

Won one Varsity Letter... Academic MVP... Also competed in track... National Honor Society member.

Personal

Full name: Jesse Andrew Hudak... Born: March 20, 1996 at Derby, Conn. ... Parents: Thomas and Amy Hudak (three sisters)... Rice major: Mechanical Engineering... Rice College: Brown.



J.T. IBE

17

**SAF, 6-0, 200, SOPHOMORE
MANSFIELD, TEXAS
MANSFIELD HS**

Rice

Made nine starts as a redshirt freshman, but missed spring drills while recovering from surgery.

2015

Sixth on the team with 37 tackles and tied for the lead among DBs with 2.5 TFL... Led team with a career-high nine tackles (six unassisted) at North Texas... Made his first career start vs. Wagner and was credited with three tackles and one pass breakup... Picked up his first career TFL vs. Texas.

Mansfield High School

First team All-District 7-5A as a senior, second team selection as a junior and co-district defensive sophomore of the year in 2011 for coach Jeff Hulme... One of two Tigers to sign with the Owls, joining offensive lineman Hunter Ponder... Ended his

career with eight interceptions, including one returned for a touchdown... Forced four fumbles and recovered three others, returning one for a score... Standout triple jumper as well... Academic All-District honoree.

Personal

Full name: Jon-Timothy Chukwuka Ibe... Born: June 13, 1996 at Fort Worth... Parents: Ray and Franca Ibe (two brothers, three sisters)... Rice Major: Kinesiology...Rice College: Duncan.

J.T. Ibe's Career Statistics

DEFENSE	UT	AT	TOT	TFL	SACK	FF	FR	PBU	QBH
2015	28	9	37	2.5/9	-	-	-	1	-

Single Game Highs

Tackles: 9 @ North Texas (S 19, 2015)

Solo Tackles: 6 @ North Texas (S 19, 2015)



CAMERON JOHNSON

81

WR, 6-1, 185, FRESHMAN
SPRING, TEXAS
KLEIN COLLINS HS

Rice

Former walk-on who made huge strides while on scout team and again during the spring.

Klein Collins High School

All-District Honorable Mention... Led the Tigers to an 11-2 record and a runner-up finish in the District 15-6A Championship... Member of National Honor Society.

Personal

Full name: Cameron Johnson. Born: July 7, 1997... Parents: Tommy and Lori Johnson... Rice Major: Psychology)... Rice College: Hanszen.



COLLIN JOHNSON

97

DE, 6-4, 260, SENIOR
HENDERSON, NEVADA
CORONADO HS

Rice

One half of one of two sets of twins on the Owls who looks to bounce back after missing all of 2015 with an injury.

2014

Made his debut against Fresno State in the Hawai'i Bowl.

2013

Redshirted.

Coronado High School

All-Southeast League second team selection at offensive tackle as Coronado advanced to the first round of the playoffs under first-year coach Brad Talich... Scholar Athlete in football and track... Co-President of CHS Habitat for Humanity chapter.

Personal

Full Name: Gregory Collin Johnson... Born: Sept. 12, 1994 at New York, N.Y. ... Parents: Greg and Carrie Johnson... (one brother, one sister)... Father ran track and cross country at Rice... Uncle (Doug Johnson) started 6 games at QB for the Owls in 1982 and earned four letters... Rice major: Sport Management... Rice college: Martel.



**CONNOR
JOHNSON**
DE, 6-4, 245, SENIOR
HENDERSON, NEVADA
CORONADO HS

98

Rice

Heads into his senior year as a backup at defensive end.

2015

Saw action in eight games.

2014

Found immediate productivity when injuries created an opportunity for playing time.... Credited with five tackles in eight games, including a pair of sacks... Made his debut at Texas A&M and was credited with his first tackle.... Credited with his first solo stop the following week vs. ODU on his first career sack... Credited with a season-high two tackles, including his second sack and forced fumble vs. Hawai'i.

2013

Redshirted.

Coronado High School

Started alongside his brother at offensive tackle as Coronado advanced to the playoffs under first-year coach Brad Talich... Regional qualifier in shot put... Co-President of CHS Habitat for Humanity chapter... Delegate to Nevada Boy's State.

Personal

Full Name: William Connor Johnson... Born: Sept. 12, 1994 at New York, NY... Parents: Greg and Carrie Johnson... (one brother, one sister)... Father ran track and cross country at Rice... Uncle (Doug Johnson) started 6 games at QB for the Owls in 1982 and earned four letters... Rice major: Sport Management.. Member of Martel College.

Connor Johnson's Career Statistics

DEFENSE	UT	AT	TOT	TFL	SACK	FF	FR	PBU	QBH
2014	4	1	5	2.0-24	2.0-24	1	-	1	0
2015	-	-	-	-	-	-	-	-	-

Single Game Highs

Tackles: 2 vs. Hawai'i (O 4, 2014)

Sacks: 1 (twice)



J.D. JOHNSON

50

LB, 6-1, 225, SOPHOMORE
HOUSTON, TEXAS
KINKAID HS

Rice

Looks to increase playing time after coming off the bench last year.

2015

Saw action in seven games on special teams.

Kinkaid High School

Two-time All-Southwest Preparatory Conference and 2013 All-Greater Houston Private School Defensive Player of the Year (Touchdown Club of Houston) at Kinkaid... Led Falcons to the SPC championship as a senior.... Credited with 162 tackles (14 TFL/6 sacks) as a senior.

Personal

Full Name: John David Smither Johnson.. Born: Dec. 8, 1995 at Houston. ... Parents: Todd and Paige Johnson... (four brothers).



CORY KLINGLER

56

OL, 6-4, 305, SOPHOMORE
ALVIN, TEXAS
NEW CANEY HS

Rice

Looks to increase his playing time after missing spring drills while rehabbing an injury.

2015

Saw action in all 12 games last year as a reserve on the line and on special teams.

New Caney High School

First team All-District 19-4A as a senior at New Caney for coach Brady Pennington after earning 2nd team All-District 22-5A accolades as a junior at Manvel... Member of *Dave Campbell's Texas Football's* Texas Top 300 and listed as one of the top 25 offensive linemen and a preseason All-State selection... A member of the *Houston Chronicle's* Houston Top 100... Finalist for the Houston Touchdown Club preseason Player of the Year award...

All Greater Houston... Father, Jimmy, is the Offensive Coordinator at Blinn JC and played quarterback at Houston as did his uncle, David.

Personal

Full name: Cory James Klingler... Born: May 16, 1996 at Houston... Parents: Jimmy and Tracey Klingler (two sisters)... Sister, Courtney, plays softball at Campbell University... Rice Major: Kinesiology...Rice College: Hanszen



**TREVOR
LONG**

84

**WR, 6-5, 230, SOPHOMORE
EAST BERNARD, TEXAS
EAST BERNARD HS**

Rice

Looks to compete for more playing time after finding the field for the first time as a redshirt freshman.

Rice

Saw action in five games last year, mostly on special teams.

East Bernard High School

Multi-talented performer for his father, Jerry Long, at East Bernard who missed his senior year because of an injury... A member of *Dave Campbell's Texas Football's* Texas Top 300 as an athlete... Second team All-State as a linebacker as a junior while also catching 19 passes for 380 yards and five touchdowns for the 2A Division I State Champions... Also a standout in track, running on the Brahmas' state champion 4x400 relay as a sophomore and junior and finishing third in the 300 meter

hurdles as a sophomore... Earned all-district honors in basketball as a junior... A member of the National Honor Society and an Academic All-State selection as a senior.

Personal

Full name: Trevor Don Long... Born: Dec. 21, 1995... Parents: Jerry and Shelley Long (one brother)... Rice Major: Economics... Rice College: Jones.



**ALEX
LYONS**

4

**LB, 6-0, 225, SENIOR
DE SOTO, TEXAS
DE SOTO HS**

Rice

Consensus preseason All C-USA choice and preseason All-Texas College by *Dave Campbell's Texas Football*... Three-time C-USA Honor Roll member.

2015

Team leader with 77 tackles... Tied his career-high with 10 tackles vs. Army, including three consecutive stops to force Army into a game-tying field goal with 2:13 left... In the Owls' last two wins--after the Owls took late leads--Lyons had tackles on five of 12 opponent snaps and also had a PBU... Led Owls with nine tackles at FAU, three in the fourth quarter including the clinching sack on 4th down with less than a minute to go... Preseason All C-USA choice by Phil Steele and on the Rotary Lombardi Award Watch list.

2014

Led the team with 71 tackles as a sophomore... Credited with a career-high 10 stops at Marshall... Closed out season by setting career-high with eight solo stops vs. Fresno State in the Hawai'i Bowl... Tied with Graysen Schantz for the lead among returning players with three sacks last year... Recovered a muffed punt vs. UTEP to set up the Owls final score... Credited with a career-best 10 tackles at Marshall... Had sacks in back-to-back games vs. Hawai'i and Army.

2013

Chipped in solid minutes at linebacker as a freshman... Made his first start at UTSA... Scored the Owls' second defensive touchdown in three games by returning a blocked field goal 62 yards and a TD vs. Houston... Also shared his first career TFL vs. Houston... Made his debut with 5 tackles at Texas A&M.

2012

Redshirted after having surgery during training camp... Was one of five winners of the 2012 NFF National High School Scholar-Athlete Award which was presented at the NFF Hall of Fame banquet in New York City.

DeSoto High School

All-District 11-5A selection as a senior for coach Claude Mathis... Finished his career with 430 career tackles, 35 TFL, five sacks, 14 pass breakups, nine forced fumbles, five fumbles recovered and three interceptions... Ranked 78th in ESPNU's Texas 150... Third-team preseason Super State selection by *Dave Campbell's Texas Football* and also a member of their Hot 300... National Honor Society... Spanish National Honor Society... Class officer as a junior... Texas ACT Council Award winner.

Personal

Full Name: Alexander Rashad Lyons... Born: Feb. 20, 1994 at Dallas... Parents: Sharonda Lyons and Danny Lyons... Rice major: Sport Management... Rice College: McMurtry.

Alex Lyons' Career Stats

DEFENSE	UT	AT	TOT	TFL	SACK	QBH	FR	PBU	INT
2013	14	18	32	2/7	-	2	1	-	-
2014	44	27	71	5/26	3/22	2	1	1	-
2015	39	38	77	5.5-13	1.5/8	3	1	4	-
TOTAL	97	83	180	12.5/46	4.5/30	8	3	4	-

Single Game Highs

Tackles: 10 (twice) last vs. Army West Point (O 24, 2015)
Solo Tackles: 8 vs. Fresno State (D 24, 2014)
Tackles for loss: 2 (twice) last vs. Fresno State (D 24, 2014)
Defensive Touchdowns: 1 (62-yard blocked FG ret., S 21, 2013 vs. Houston)



CLAYTON MALCOMB

39

DS, 6-0, 225, SOPHOMORE
TOMBALL, TEXAS
CONCORDIA LUTERAN HS

Rice

Third-year sophomore who looks to crack into the rotation.

Concordia Lutheran High School

Won two varsity letters and was a two-year varsity starter for the Crusaders... Was an All-District Tight End in 2013... Recorded eight receptions for 119 yards and one touchdown in his senior season... Earned four letters in track and field as a two-time state finalist in the discus.

Personal

Full name: Clayton Douglas Malcomb... Born: Nov. 1, 1995 at Houston... Parents: Doug and Carol Malcomb (one sister)... Father, Doug, played football at Rice from 1981-82... Sister, Hannah, currently lifts for the Texas A&M powerlifting team... Rice Major: Civil engineering... Rice College: Wiess



TREY MARTIN

54

OL, 6-2, 305, JUNIOR
EL CAMPO, TEXAS
EL CAMPO HS

Rice

Made a successful return to the offensive line, making 12 starts and emerged from spring drills as the starter at center.

2015

Started all 12 games last year, the first four at center and the last eight at guard.

2014

Played in 11 games at defensive tackle and finished with 19 tackles, which ranked sixth among linemen and third among interior players... Made his debut vs. ODU... Credited with first TFL at Army... Credited with season-high five tackles at Marshall.

2013 Redshirted.

El Campo High School

All-State selection while teaming with fellow Owl signee Cole

Hunt to lead El Campo to the 3-A Division I State Championship game under coach Bob Gillis... Joined El Campo and Rice teammate Cole Hunt on *Dave Campbell's Texas Football's* All-Texas High School second team at the conclusion of the season... Earned All-District 25-3A honors on both offense and defense as well as Victoria Area Lineman of the Year and second-team All-Greater Houston... Credited with 81 pancake blocks and did not allow a sack as a senior... Credited with 64 tackles and five sacks on defense... Academic All-District selection.

Personal

Full name: Rocondric Martin... Born: Feb. 9, 1995 at Wharton... Parents: Rishiki Baylor and the late Rodderick Martin (one brother, one sister)... Rice major: Kinesiology... Rice College: Lovett.

Trey Martin's Career Statistics

DEFENSE	UT	AT	TOT	TFL	SACK	FF	FR	PBU	QBH
2014	9	10	19	1/2	-	-	-	-	-

Single Game Highs

Tackles: 5 @ Marshall (N 15, 2014)
Unassisted Tackles: 2 (three times)
Assisted Tackles: 5 @ Marshall (N 15, 2014)



**PAINE
MATISIK**
DL, 5-8, 230, JUNIOR
McKINNEY, TEXAS
BOYD HS

36

Rice

Walk-on originally at linebacker who earned his first playing time as a pass rusher.

2015

Saw action in five games... Made two tackles... Picked up first career TFL against Wagner.

2014

Picked up his first career tackle in the Hawai'i Bowl vs. Fresno State.

2013

Redshirted and earned one Special Teams Player of the Week honor.

Boyd High School

All-District 10-5A as a junior and second team as a senior... All-Collin County as a senior, finishing with 102 tackles, six tackles for loss, two sacks, two caused fumbles and two fumble recoveries... Boyd closed out with five straight wins.

Personal

Born: Sept. 8, 1994 at Youngstown, Ohio... Parents: Marty and Audra Matisik... Rice major: Sport Management ... Rice College: Wiess.

Paine Matisik's Career Statistics

DEFENSE	UT	AT	TOT	TFL	SACK	FF	FR	PD	QBH
2014	1	0	1	-	-	-	-	-	-
2015	1	1	2	1.0-2	-	-	-	-	-
TOTAL	2	1	3	1.0-2	-	-	-	-	-



**JAMES
MAYDEN**
WR, 6-2, 195, JUNIOR
ROWLETT, TEXAS
SACHSE HS

2

Rice

Looks to become a fixture in starting lineup after making three starts last year.

2015

Caught a career-high three passes at UTSA... Found the end zone against Louisiana Tech.. Made his first career start vs. Wagner.

2014

Set the tone for his season by combining with Tyler Stehling for a 53-yard TD at Notre Dame on his first career catch... Had an 81-yard catch and run connection with Driphus Jackson vs. Hawai'i and then combined with Jackson for a 69-yard scoring play at FIU... 81-yard combination tied for the sixth longest scoring pass in school history.

Sachse High School

All-District 11-5A pick as an athlete as a senior for coach Mark "Red" Behrens... Caught 23 passes for 341 yards and a pair of touchdowns and returned an interception for a third score as a senior... Finished his career with 67 catches for 938 yards, rushed for 1,134 yards, returned five kicks for touchdowns and had 71 tackles and seven interceptions on defense... Member of the Spanish Honor Society and Third Coast Academic Team.

Personal

Full name: James Terrell Mayden Jr. ... Born: Sept. 18, 1995 at Norman, Okla. ... Parents: James Mayden and Katrina Salles (two brothers, one sister)... Father, James, played basketball at Oklahoma for two years and an uncle, Tyrone Washington, was drafted by the Houston Rockets and played professionally overseas for a number of years... Rice major: Kinesiology...Rice College: Sid Richardson.

James Mayden's Career Statistics

RECEIVING	ATT	YARDS	YDS/ATT	LONG	TD
2014	7	229	32.7	81	3
2015	15	123	8.2	15	1
TOTAL	22	352	16.0	81	4

Single Game Highs

Receiving Yards: 81 vs. Hawai'i (O 4, 2014)

Receptions: 3 @ UTSA (N 21, 2015)



TABARI
McGASKEY

9

SAF, 6-0, 230, SENIOR
DALLAS, TEXAS
LINCOLN HS

Rice

Made an impressive switch to safety in the spring after playing 32 games at linebacker.

2015

Second on the team with 51 tackles, including 4.5 TFL... Made nine starts at linebacker next to Alex Lyons... Had 40 of his stops over the last seven games, including a pair of career-best games with seven tackles (Army & @UTEP). ... Credited with a sack vs. Wagner to move into a tie on the current squad (Alex Lyons) with three career quarterback stops.

2014

Established career bests with 21 tackles and 19 solo stops... Made his first career start at Southern Miss and contributed career-best five tackles and his second career sack... Helped

spark the Owls' second half rally against North Texas by recovering fumble on the second half kickoff... In addition to his work at linebacker, also saw action along the line as a rush end in passing situations.

2013

Made his debut in the season opener at Texas A&M... Credited with his first career tackle against UTSA... Picked up his first career sack, for a loss of 12, the following week at New Mexico State and added a second tackle... Was injured later in the game and did not see any further action.

2012

Redshirted.

Lincoln High School

All-District 12-4A selection as a senior for coach James Agenti at Dallas Lincoln HS... Totaled 83 tackles—including five sacks, forced five fumbles, recovered three fumbles, intercepted one pass and scored a pair of defensive touchdowns as a senior... Academic All State... National Honor Society member... Quill and Scroll... Ranked eighth in his graduating class.

Personal

Full Name: Tabari McGaskey Turner... Born: July 23, 1994 at Fresno, Calif. ... Parents: Meco Robinson and Reginald Turner (one brother)... Rice major: Sport Management... Rice College: McMurtry.

Tabari McGaskey's Career Stats

DEFENSE	UT	AT	TOT	TFL	SACK	QBH	FR	PBU	INT
2013	1	2	3	1-12	1-12	-	-	-	-
2014	19	2	21	2.0-5	1-3	-	1	2	-
2015	31	20	51	4.5-17	1-8	1	-	1	-
TOTALS	51	24	75	7.5-34	3-23	1	1	3	-

Single Game Highs

Tackles: 7 (twice) last @ UTEP (N 6, 2015)

Unassisted Tackles: 5 vs. Army West Point (O 24, 2015)

Sacks: 1 (Three times) last vs. Wagner (S 5, 2015)



REID
MITCHELL

86

DE, 6-2, 240, SENIOR
PFLUGERVILLE, TEXAS
HENDRICKSON HS

Rice

Made the switch to defensive end in spring drills.

2015

Reserve

2014

Reserve

2013

Made his debut vs. UTEP and also saw action vs. Louisiana Tech.

2012

Redshirted.

Pflugerville Hendrickson High School

All District 16-4A selection as a senior and a three-year starter for coach Chip Killian at Pflugerville Hendrickson HS... Led team to back-to-back playoff appearances, including a bi-district title as a senior... Tabbed by *Dave Campbell's Texas Football* as the seventh best tight end recruit in the 2011 postseason edition... Three-time academic all district selection... Academic All-State as a senior... National Honor Society... Worked as a teacher's assistant and student aide working with autistic students... Ranked in the top 10 percent of his graduating class.

Personal

Full Name: Oscar Reid Mitchell Jr. ... Born: June 25, 1994 at Austin... Parents: Oscar and Renae Mitchell... Rice major: Civil & Environmental Engineering... Rice College: Lovett.



**CROCKETT
MOKRY**

60

**OL, 6-3, 290, FRESHMAN
MCCOY, TEXAS
PLEASANTON HS**

Rice

Looks for playing time after redshirting last year.

Pleasanton High School

All-District 15-4A D1 pick as a senior for coach Tab Dumont... Earned first-team 3A APSE All-State honors as a junior before Pleasanton moved up a classification... Lined up in the back-field occasionally, scoring a touchdown and rushing for 45 yards... Three year starter... District champ in discus... On the A-B Honor Roll for three years.

Personal

Full Name: Crockett Wylier Mokry... Born: Dec. 23, 1996 at Lubbock... Parents: Brian and Tamara Mokry (one brother)... Brother (Boone) pitched at McLennan JC and UTSA... Rice major: Undecided (humanities division)... Rice College: Jones



**MATT
MORRIS**

59

**LB, 6-1, 205, FRESHMAN
BOERNE, TEXAS
CHAMPION HS**

Rice

Looks for playing time after redshirting last year.

Champion High School

Named First Team All-Area Sub-6A as a senior... Named District 27-5A Defensive lineman MVP by the San Antonio Statesman... Compiled 51 tackles, nine tackles for loss and 7.5 sacks... Helped the Chargers to the District 27-5A Championship.

Personal

Full Name: Matthew Ryan Morris... Born: Sept. 22, 1996... Parents: Mark and Nancy Morris... Rice major: Undecided (engineering division)... Rice College: McMurtry



JORDAN MYERS

7

**WR, 6-2, 220, FRESHMAN
DICKINSON, TEXAS
DICKINSON HS**

Dickinson High School

Four-year starter who scored 101 touchdowns in his career... MVP of district as a senior as the Gators advanced to the 6A Division I semifinals... Three-time All-District 24-6A while playing both running back and tight end... Totaled 2,132 yards and 33 touchdowns on the ground and another 1,450 and five TDs in receiving... Earned All-State honors as a junior tight end (TSWA)... Vype Magazine and Houston Chronicle Houston Top 100... Houston Touchdown Club All Greater Houston preseason team and one of 10 finalists for their Offensive Player of the Year... Houston Touchdown Club Academic Award nominee and second-team Academic All-State.

Personal

Full name: Jordan Cameron Myers. Born: Aug. 22, 1997... Parents: Christopher and Christina Myers...Rice major: Undecided (social sciences division)...Rice College: Lovett.



CASTIN NEUMEYER

72

**OL, 6-5 1/2, 270, FRESHMAN
WYLIE, TEXAS
WYLIE HS**

Rice

Looks to see playing time after redshirting last year.

Wylie High School

All-District 10-5A and honorable mention APSE All-State selection as a senior for coach Bill Howard... Three-year starter for the Pirates... Two-year letterman in track, throwing the shot and discus... Academic All-State honorable mention... FCA leader and also serves as a leader in the New Hope youth group.

Personal

Full name: Castin Mason Neumeyer...Born: March 14, 1997 at Woodward, Ok.... Parents: Scott and Charlotte Neumeyer (1 sister)...Rice major: Undecided (social sciences division)...Rice College: Weiss.



DASHARM NEWSOME

5

**DB, 5-11, 180, FRESHMAN
HOUSTON, TEXAS
CY RIDGE HS**

Cy Ridge High School

One of two Cy Ridge standouts to sign with the Owls, joining D'Angelo Ellis... All District 17-6A as well as on the all district academic team... Member of the Houston Chronicle and Vype Magazine's Houston Top 100.

Personal

Full name: Dasharm Marquise Newsome...Born: Sept. 4, 1997... Parents: Shellie and Katrina Newsome (6 brothers, 2 sisters)... Rice major: Undecided (social sciences division)... Rice College: Baker.



MARTIN NWAKAMMA

31

SAF, 6-0, 205, SOPHOMORE
LEANDER, TEXAS
LEANDER HS

Rice

Looks to increase his role after earning his first playing time in 2015.

2015

Saw action in eight games... Made first career tackle at Florida Atlantic.

Leander High School

Three-time All-District 25-4A pick at linebacker for coach Lee Bridges... Finished his career with 241 tackles, four sacks and three interceptions, including 108 stops as a senior... A member of *Dave Campbell's Texas Football's* Texas Top 300 and in the Top 25 Linebackers... Qualified for state as a member of Leander's 4x200 relay... Three-time Academic All-District pick... Brother (Mark) plays basketball at Hartford.

Personal

Full name: Martin Onyebuchi Nwakamma... Born: Sept. 19, 1995 at Austin... Parents: Mark and Blessing Nwakamma (three brothers)... last name pronounced "Wa-Kah-Ma" ... Rice major: Kinesiology...Rice College: Duncan.

Martin Nwakamma's Career Stats

DEFENSE	UT	AT	TOT	TFL	SACK	FF	FR	PBU	INT
2015	1	0	1	-	-	-	-	-	-



UZOMA OSUJI

77

OL, 6-6, 270, FRESHMAN
COPPELL, TEXAS
COPPELL HS

Coppell High School

Second-team All-District 7-6A for coach Mike Dewitt as a senior for the Cowboys ... Second team Academic All-State selection and member of the A-B Honor Roll.

Personal

Full name: Uzoma Osuji... Born: Mar. 6, 1998... Parents: Okenna and Stella Osuji... Rice major: Undecided (natural sciences division)... Rice College: Wiess.



BLAIN PADGETT

90

DE, 6-5, 250, SOPHOMORE
SOUR LAKE, TEXAS
HARDIN JEFFERSON HS

Rice

Solid force on the defensive line who looks to expand his role after a stellar freshman debut.

2015

True freshman who was pressed into immediate duty after injuries on the line and contributed tackles in seven of eight games... Recorded 14 tackles including two TFL... Made his first career start vs. Southern Miss... Credited with a season-best three tackles vs. Army.

Hardin Jefferson High School

Defensive MVP and All-District 9-4A DII pick for coach Dwayne Dubois... Named to the Beaumont Enterprise Super Gold Team... One of two Hawks to sign with the Owls, joining defensive tackle Roe Wilkins... Credited with 145 tackles as a

senior, including 20 for loss (eight sacks)... Had 417 tackles, 24 sacks, blocked four punts and two PATs in his career... Four-year starter... District champion in shot and discus as a junior... National Honor Society member.

Personal

Full name: Blain Michael Padgett.. Born: January 27, 1997 at Beaumont... Parents: Mical and Wyndi Padgett (two sisters)... Father was a linebacker at Texas from 1987-91 and returned a fumbled punt for a touchdown vs. Oklahoma in 1989... Rice major: Undecided (natural sciences division)... Rice College: Lovett

Blain Padgett's Career Stats

DEFENSE	UT	AT	TOT	TFL	SACK	FF	FR	PBU	INT
2015	8	6	14	2.0/3	-	-	-	1	-

Single Game Highs

Tackles: 3 (three times) last vs. Charlotte (N 28, 2015)

Solo Tackles: 2 (twice) last vs. Charlotte (N 28, 2015)



CONNOR PATTERSON

71

OL, 6-4, 300, SENIOR
TOMBALL, TEXAS
TOMBALL HS

Rice

Enjoyed a healthy and productive spring to move into the starting spot at guard along with Peter Godber.

2015

Saw action in 11 games.

2014

Saw action in four of the first five games to open the season.

2013

Saw action in a pair of games on the season... Made his debut in the win over Louisiana Tech and also saw action against Tulane.

2012

Redshirted.

Tomball High School

All District 13-5A selection for coach Tommy Kaiser at Tomball High School and an honorable mention selection as a junior... Also tabbed as an All-Greater Houston honorable mention selection as a senior... Academic All-District and honorable mention Academic All State as a senior... Science Honor Society member... Health Occupation Students of America.

Personal

Full Name: Connor Scott Patterson... Born: Sept. 30, 1993 at Houston... Son of Mark and Judy Patterson, (four brothers)... Rice major: Economics... Rice College: Wiess.



**JAE
PHAN**

55

**DE, 6-2, 220, SOPHOMORE
MISSOURI CITY, TEXAS
RIDGE POINT HS**

Rice

Looks to earn additional playing time after a strong spring.

2015

Saw only action of the year against Wagner, making one tackle.

Ridge Point High School

All-District 22 4A and team MVP for coach Brett Sniffin at Ridge Point... Was a letterman on the first two varsity units for the Panthers... Also lettered in track.

Personal

Full name: Jae Lee Phan... Born: June 20, 1996 at Los Angeles, California... Parents: Jack Phan and Danielle Magio (four brothers)... Rice major: Kinesiology...Rice College: Hanszen

Jae Phan's Career Stats

DEFENSE	UT	AT	TOT	TFL	SACK	QBH	FR	PBU	INT
2015	1	0	1	-	-	-	-	-	-



**WILL
PHILLIPS**

35

**OL, 6-4, 245, FRESHMAN
FRANKLIN, TEXAS
FRANKLIN HS**

Franklin High School

Co-MVP of District 12-3A as a senior while leading Franklin to the 3A D-II state title game... Credited with 115 tackles, three fumble recoveries, 19 quarterback hurries, 15 PBU and two interceptions as a senior... Listed as one of Texas best 32 linebackers in Dave Campbell's Texas Football's "Texas Rising" postseason recruiting guide... Three-time all-district performer... Honorable mention All-State as a sophomore, second team All-State as a junior and preseason All-State as a senior... Four-year starter... District and area champion in the discus as a junior and area runner-up in shot the same year... Second team Academic All-State selection ... Active in his church youth group and coaches youth basketball and football.

Personal

Full name: William Phillips. Born: Dec. 1, 1997... Parents: Scott and Elin Phillips... Grandfather (Thomas Phillips) played football at Texas while his father (Scott) played tennis at Texas A&M ... Rice College: Brown.



**SAM
PIERCE**

76

**OL, 6-6, 295, SOPHOMORE
CYPRESS, TEXAS
ST. PIUS X**

Rice

Built on first playing experience with a solid spring and enters fall drills as the starter at offensive tackle along with Calvin Anderson.

2015

Saw action in all 12 games... Made his first career start vs. Southern Miss at right tackle and also started vs. Charlotte.

St. Pius X

TAPPS All-State selection as a senior for coach Blake Ware at St. Pius X and a member of the *Houston Chronicle's* Houston Top 100... Finalist for the Houston Touchdown Club Lineman of the Year... Moved to the offensive line as a senior & recorded 75 pancakes... Played DT in his first three years and recorded over 100 tackles... Four-time member of the Dean's List at St. Pius X.

Personal

Full name: Samuel O'neal Pierce... Born: Aug. 3, 1995 at Houston... Parents: Samuel and Anne-Marie (one brother, one sister)... Father, Samuel, played golf at Texas A&M... Rice major: Sport Management... Rice College: Will Rice



DARRION POLLARD

**WR, 5-8, 180, SENIOR
GILMER, TEXAS
GILMER HS**

8

Rice

Looks to get back on the field after missing all of 2015 because an injury. Enjoyed a productive spring.

2014

Saw action in nine games and caught a pair of passes for 24 yards... rushed the ball twice for four yards and also returned three kickoffs for 64 yards.

2013

Broke a bone in his foot vs. Marshall and missed the Liberty Bowl... Made his first career catch in the C-USA title game (gain of 28) and returned three kickoffs for 76 yards, including a long of 30... Scored his first career TD on his first career offensive touch, a four-yard run vs. Tulsa... Moved to wide receiver before Houston game after opening season with a start at corner in

place of Phillip Gaines in the opener... Made first career start at Texas A&M and credited with an assist while also returning 3 kickoffs for 57 yards... Received a medical redshirt after being injured vs. UCLA.

2012

Made his debut in the opener vs. UCLA but was injured and did not see further action and was granted a medical redshirt.

Gilmer High School

All-State, All-District 16-3A and the district's offensive MVP for coach Jeff Traylor at Gilmer HS... Set three school records, catching 85 passes for 1,305 yards and 12 touchdowns as a senior... Also returned a pair of punts for scores... Played alongside teammate Luke Turner, who was Gilmer QB... Earned District Newcomer of the Year honors in track as a junior... National Honor Society... Mentored elementary students.

Personal

Full Name: Darrion Keeley Pollard... Born: Feb. 18, 1994 at Los Angeles, Calif. ... Parents: Deborah Pollard and Kelvin Keeley (two brothers, two sisters)... Rice major: Sport Management... Rice College: Will Rice.

Darrion Pollard's Career Stats

RECEIVING	REC	YARDS	YDS/REC	LONG	TD
2013	1	28	28.0	28	0
2014	2	24	12.0	16	0
TOTAL	3	52	17.3	28	0

RUSHING	ATT	YARDS	YDS/ATT	LONG	TD
2013	4	5	1.2	4	1
2014	1	1	1.0	-	-
TOTAL	5	6	1.1	4	1

KICK RETURNS	RET	YARDS	TD	LONG
2013	8	151	0	30
2014	3	64	0	29
TOTAL	11	215	0	30

DEFENSE	UT	AT	TOT	SACK	TFL/Y	FF	FR	PD	INT/Y
2013	0	1	1	-	-	-	-	-	-
2014	1	0	1	-	-	-	-	-	-

Single Game Highs

Receptions: 1 Three times

Receiving Yards: 28 vs. Marshall (D 7, 2013)



JOSH RAHMAN

30

LB, 6-0, 220, JUNIOR
MISSOURI CITY, TEXAS
AUSTIN HS

Rice

Walk-on found playing time on special teams in 2014 and looks to contribute in a variety of roles.

2015

Saw action in eight games.

2014

Made his debut on special teams at Southern Miss and went on to see action in eight games.

2013

Redshirted.

Ft. Bend Austin High School

All-District 23 5A selection and a team captain as a senior

for coach Daniel Schreiber, leading the Bulldogs to their first district title and first playoff appearance in 13 years... Second-team All Greater Houston... Second team Academic All-State.

Personal

Born: August 12, 1994 at Houston... Parents: Noor and Debbie Rahman... Rice major: Kinesiology... Rice College: Baker.



QUINTON RINEY

47

TE, 6-2, 245, FRESHMAN
AZLE, TEXAS
FT. WORTH ALL SAINTS EPISCOPAL

Rice

Looks to see the field after redshirting last year.

Ft. Worth All Saints Episcopal

First Team All SPC... Had 36 catches for 508 yards and five touchdowns as a senior... In his career, recorded 52 catches for 662 yards and 10 touchdowns.

Personal

Full Name: Quinton Bryce Riney... Born: Oct. 29, 1996... Parents: Phil and Kenda Riney... Brother (Rylan) played football at Texas A&M and father (Phil) played baseball at North Texas... Rice major: Undecided (social sciences division)... Rice College: McMurtry.



**HOUSTON
ROBERT**

29

**SAF, 6-0, 190, FRESHMAN
BATON ROUGE, LOUISIANA
PARKVIEW BAPTIST**

Rice

Looks to see the field after redshirting next year.

Parkview Baptist High School

Second team All-State selection as a senior for coach Jay Mayet at Parkview Baptist... Led team to state title game as a senior after winning state crown as a junior... Two-time, all-district second team selection.

Personal

Full Name: Houston Robert... Born: Nov. 27, 1996 at Dallas.. Parents: Boyd and Jackie Robert (one brother)... Rice major: Undecided (humanities division)... Rice College: Duncan.



**JAMES
SANFT**

11

**SAF, 5-11, 210, SOPHOMORE
HONOLULU, HAW.
PUNAHOU HS**

Rice

Looks to see increased playing time after serving as a reserve last year.

2015


Saw action in three games last year... Saw the field for the first time at UTEP.

Punahou High School

Helped lead team to a 7-4 record and the ILH championship... Team Captain... President's Award.

Personal

Full Name: James Sanft... Born: June 7, 1992... Parents: Vilo and Iose Sanft... Father (Vilo) played football at Kansas State and mother (Iose) played basketball at BYU... Rice major: Undecided (social sciences division)... Rice College: Hanszen.



**GRAYSEN
SCHANTZ**

94

**DE, 6-3, 240, JUNIOR
HICKORY CREEK, TEXAS
LAKE DALLAS HS**

Rice

Looks move back into the starting lineup after missing most of the year with an injury.

2015

Recorded five tackles including 1.5 TFL and also blocking a punt against Wagner before an injury forced him to miss the rest of the season.

2014

2014 C-USA All-Freshman team selection by coaches... Just under half his tackles resulted in losses... Played in the first 11 games before missing the final two with an injury... Leading returner with seven tackles for loss and tied with Alex Lyons as the top returner in sacks with three... Recorded a career-best two sacks vs. Hawai'i. .. Made his first career start vs. ODU.

2013

Earned immediate playing time in the opener at Texas A&M but was injured during the game and was not able to return to action again.

Lake Dallas High School

Defensive MVP of District 5-4A as a senior for coach Mike Young at Lake Dallas HS... All-State honorable mention selection and a finalist for the Dallas-Ft. Worth First Down Club Defensive Player of the Year... Credited with 65 tackles as senior, including 20 for loss (17 sacks) as well as 40 quarterback hurries and three blocked kicks... Finished his career with 150 tackles, including 42 for loss (30 sacks) and 100 hurries... Earned Defensive Newcomer of the Year as a junior... Honorable Mention Academic All State honoree.

Personal

Full name: Graysen Conner Schantz... Born: Feb. 25, 1995 at Norman, Okla. ... Parents: Conan and Tamara Schantz (one brother, one sister)... Rice major: Kinesiology... Rice College: Brown.

Graysen Shantz 's Career Stats

DEFENSE	UT	AT	TOT	TFL	SACK	QBH	FR	PBU	INT
2014	13	2	15	7/14	3/7	2	-	-	3
2015	4	1	5	1.5/3	-	-	-	-	-
TOTAL	17	3	20	8.5/17	3/7	2	-	-	3

Single Game Highs

Tackles: 5 (three times) last vs. Wagner (S 5, 2015)

Solo Tackles: 4 (three times) vs. Wagner (S 5, 2015)

Tackles for loss: 2.0 (three times) at Army (O 11, 2014)

Sacks: 2 vs. Hawaii (O 4, 2014)



**DYLAN
SILCOX**

8

OB, 6-2, 200, FRESHMAN

WINNIE, TEXAS

EAST CHAMBERS HS

East Chambers High School

Offensive MVP of District 12-3A D1 as the Buccaneers were bi-district champions in his senior year... Compiled 21 touchdowns and over 1,200 yards on offense while being credited with over 60 tackles, five interceptions and one forced fumble as a senior... Named to the Beaumont Enterprise's Super Gold team... Had seven interceptions in his career as a three-year starter... Named the Defensive MVP of the district in basketball while leading the Bucs to the state title game... Also an all-district performer in baseball... Second team Academic All-State and a member of the National Honor Society... Regional finalist in the UIL Spelling competition... Coaches youth basketball and participates in bible study in his spare time.

Personal

Full name: Dylan Michael Silcox. Born: Apr. 18, 1998... Parents: Rusty and Christi Silcox... Father (Rusty) played baseball at Arizona State and in the San Diego Padres organization ... Rice College: Brown.



PARKER SMITH

11

WR, 6-3, 200, SOPHOMORE
RICHMOND, TEXAS
TRAVIS HS

Rice

Looks to build on impressive finish to 2015 in which he earned Conference USA All-Freshman honors.

2015

Played in eight games including two starts... Played in last five and started last two... Caught 15 passes for 135 yards... Earned his first start at UTSA and responded with a career-best 7 catches for 50 yards.

Travis High School

All-District 23-5A and All Region III selection as a senior as both a wide receiver and punter... Led team to the Region III championship game... Finished his career with 80 receptions for 1,456 yards and 12 touchdowns, including 45 for 1,006 and nine scores as a senior... Second team Academic All-State.

Personal

Full name: Parker James Smith... Born: Feb. 23, 1995 at Houston... Parents: Robert and Debbie Smith (one brother)... Father played football and baseball at LA Tech and brother, Conner, is a senior quarterback at Colorado State... Rice major: Economics ... Rice College: Hanszen.

Parker Smith's Career Stats

RECEIVING	REC	YARDS	YDS/REC	LONG	TD
2015	16	135	8.4	15	-

Single Game Highs

Receptions: 7 @ UTSA (N 21, 2015)

Receiving yards: 50 @ UTSA (N 21, 2015)



TYLER STEHLING

10

QB, 6-5, 225, SENIOR
SPRING, TEXAS
KLEIN HS

Rice

Cemented role as the starter at quarterback after a strong spring campaign. Closed out spring drills by completing 15-of-21 for 167 yards in the Blue-Gray game.

2015

Saw action in five games, completing 24-of-48 passes for 320 yards and a touchdown... Came on in relief of Driphus Jackson vs. WKU and set career bests by hitting on 11 of 19 for 150 yards... Sparked the Owls' final TD drive vs. Texas, completing seven of eight passes for 95 yards and a 14-yard TD toss to Luke Turner.

2014

Completed 12-of-19 passes in his first career action in 2014... Made a memorable debut at Notre Dame, hitting true freshman James Mayden with a 53-yard touchdown pass on his first

career attempt... Finished the game completing both passes for 63 yards... Stepped in when Driphus Jackson was injured on the first series against ODU and completed 7/12 for 67 yards...

2013

Reserve.

2012

Redshirted.

Spring Klein High School

All-District 13-5A selection for coach Drew Swoboda at Klein Collins HS... Threw for 1,886 yards (123-190) with 18 touchdowns as a senior... Ran for seven more scores... Threw for 3,344 yards and 31 touchdowns, while rushing for 16 more in his career... Team captain as a senior... Also played basketball and baseball... Two-time Academic All-District and a second team Academic All-State pick as a senior... Finalist for the Houston Touchdown Club's Scholar Athlete of the Year... National Honor Society.

Personal

Full Name: Tyler Joseph Stehling... Born: Dec. 22, 1993 at Houston... Parents: Brian and Glenda Stehling (one sister)... Father

was drafted by the Detroit Tigers in the third round of the January, 1979 draft out of San Jacinto College... He pitched in the Dodgers organization in 1983, posting a 1-2 record and 4.48 ERA in seven games for their Rookie League team... Rice major: Sport Management... Rice College: Wiess.

Tyler Stehling's Career Stats

PASSING	COMP	ATT	PCT	YDS	LONG	TD	INT
2014	12	19	.632	159	53	1	0
2015	24	48	.500	320	37	1	2
TOTAL	36	67	.537	479	53	2	2

RUSHING	ATT	YARDS	YDS/ATT	LONG	TD
2014	8	-1	-0.1	7	0
2015	9	-22	-2.4	7	0
TOTAL	17	-23	-1.4	7	0

Single Game Highs

Pass Completions: 11 vs. WKU (O 3, 2015)

Pass Attempts: 19 vs. WKU (O 3, 2015)

Passing Yards: 150 vs. WKU (O 3, 2015)

Passing Touchdowns: 1 (twice) last @ Texas (S12, 2015)

Rushing Attempts: 4 (twice) last vs. Southern Miss (N 14, 2015)

Rushing Yards: 5 @ Texas A&M (S 13, 2014)



SAMUEL STEWART

24

RB, 5-9, 205, SOPHOMORE

CYPRESS, TEXAS

CY WOODS HS

Rice

Conference USA All-Freshman selection in an impressive debut in 2015.

2015

Tied for second on team with six touchdowns and third in rushing (388) and all-purpose yards (685)... Made his first career start at Baylor... Topped 100 yards rushing (130) for the first time and scored a spectacular pair of touchdowns vs. Texas... Opened the game with a 46-yard return of the opening kickoff and added two receptions for 17 yards to finish with 193 all purpose yards... Made his debut vs. Wagner... Found the end zone on his first career reception, a 35-yarder from Driphus Jackson and added a 21-yard run on his only carry.

Cypress Woods High School

Second team All-District 17-5A pick for coach Trenton Faith who ran for 1,780 yards and 23 touchdowns and caught 52 passes for 947 yards and 12 scores in his career... Also returned one punt for a score and threw a pair of touchdown passes... Member of *Dave Campbell's Texas Football's* Texas Top 300 and listed as one of the top 25 running backs... A member of the *Houston Chronicle's* Top 100... Academic All-District and Honorable mention Academic All-State... Also lettered in track and field.

Personal

Full name: Samuel Hubert Stewart II... Born: Oct. 6, 1995 at Houston... Parents: Samuel and Tracy Stewart (two sisters)... Rice major: Economics... Rice College: Baker.

Samuel Stewart's Career Stats

RUSHING	ATT	YARDS	YDS/ATT	LONG	TD
2015	95	388	4.1	22	4
RECEIVING	REC	YARDS	YDS/REC	LONG	TD
2015	8	93	11.6	35	2

KICK RETURNS	RET	YARDS	TD	LONG
2015	5	137	-	46
PUNT RETURNS	RET	YARDS	TD	LONG
2015	9	67	-	26

Single Game Highs

Rushing Attempts: 25 @ Texas (S 12, 2015)
Rushing Yards: 130 @ Texas (S 12, 2015)
Receptions: 2 (twice) last @ UTEP (N 6, 2015)
Receiving yards: 35 vs. Wagner (S 5, 2015)
Kickoff Returns: 3 vs Louisiana Tech (O 30, 2015)
Kickoff Return Yards: 65 vs. Louisiana Tech (O 30, 2015)
Touchdowns: 2 @ Texas (S 12, 2015)



**MATT
TERRILL**

75

**OL, 6-6 1/2, 305, FRESHMAN
AUSTIN, TEXAS
HYDE PARK HS**

2015

Redshirted and made the move to offensive tackle in the spring.

Hyde Park High School

TAPPS All-State selection as a junior for coach Dean Campbell and a two-time, all-district selection... Two-year starter who helped lead the Panthers to the state semifinals as a junior... Twice named to the TAPPS Academic All-State squad... Eagle Scout.

Personal

Full name: Paul Matthews Terrill IV.. Born: July 22, 1996 at Austin... Parents: Paul and Lisa Terrill (one brother, one sister)... Rice major: Undecided (social sciences division)... Rice College: Sid Richardson



**COLE
THOMAS**

28

**SAF, 6-2, 200, JUNIOR
KATY, TEXAS
CINCO RANCH HS**

Rice

Looks to return to the field after an injury vs. Army ended his 2015 campaign.

2015

Saw action in five games... Made nine tackles with one pass breakup... Had a season-high four tackles against Army.

2014

Earned his first playing time as a redshirt freshman and enjoyed increasing productivity as year progressed... Picked up 12 of his 18 tackles in the last four games... Helped spark the Owls second-half explosion vs. North Texas, forcing a fumble on the opening kickoff of the second half.... Credited with a season-high three solo stops vs. UTSA.

2013

Redshirted and earned one Scout Team Player of the Week.

Cinco Ranch High School

Second team All-District 19-5A selection at quarterback as a senior for coach Don Clayton at Cinco Ranch, which has produced a number of current Owls including LB James Radcliff and DE Tanner Leland... A member of *Dave Campbell's Texas Football's* Top 300 as an athlete... Named to the *Houston Chronicle's* Top 100... Threw for nearly 1,500 yards and 14 touchdowns as a senior while setting a school record for completion percentage (66.5 percent) and over 3,000 yards and 29 TDs in two seasons... Also credited with 91 tackles on defense... Team captain as a senior... Academic All-State and Academic All-District selection... Elected to the Superintendent's Round Table and received the school's Outstanding Academic Achievement Award... Member of the National Honor Society and volunteers with Katy Christian Ministries... Started in the outfield for the baseball team as a sophomore.

Personal

Full name: Cole Andrew Thomas... Born: Dec. 15, 1994 at Houston... Parents: David and Lisa Thomas (two brothers)... Rice major: Economics... Rice College: Baker.

Cole Thomas' Career Stats

DEFENSE	UT	AT	TOT	TFL	SACK	FF	FR	PBU	INT
2014	15	3	18	-	-	2	-	2	-
2015	8	1	9	-	-	-	-	1	-
TOTALS	23	4	27	-	-	2	-	3	-

Single Game Highs

Tackles: 5 @Louisiana Tech (N 29, 2014)

Solo Tackles: 4, (three times) lasts vs. Army West Point (O 24, 2015)



CARL THOMPSON

91

**DT, 6-3, 280, SOPHOMORE
DENTON, TEXAS
GUYER HS**

Rice

Looks to build on extensive experience as a true freshman... Missed spring drills while rehabbing after surgery.

2015

Saw action in 10 games as a true freshman... Made his debut at North Texas... Recorded 10 tackles on the season... Had his most productive game vs. UTSA, picking up four tackles, 2.5 TFL and his first career sack... Credited with his first career tackle at FAU.

Gueyer High School

All-District selection for three consecutive years for coach John Walsh as Guyer won state titles in his sophomore and junior seasons... Ranked by Dave Campbell's Texas Football as the #8 defensive end in its postseason edition and at #130 in their

final Texas 150... Member of Dave Campbell's Texas Football's Texas Top 300 and listed as one of the top 25 defensive line-men... Limited to five games as a senior, but was credited with 46 tackles, including six sacks, forced two fumbles, recovered one and broke up three passes... Credited with 210 tackles in his career, including 34 sacks, forced five fumbles, recovered three, broke up 25 passes and intercepted four... Academic All-District... Mentors third graders in spare time.

Personal

Full name: Carl Anthony Thompson Jr... Born: Nov. 17, 1996, at Kingston, Jamaica... Carl and Pauline Thompson (one sister)... Rice major: Undecided (humanities division)... Rice College: Martel

Carl Thompson Career Stats

DEFENSE	UT	AT	TOT	TFL	SACK	FF	FR	PBU	QBH
2015	7	3	10	2.5/11	1/6	-	-	-	1

Single Game Highs

Tackles: 4 @ UTSA (N 21, 2015)
Solo Tackles: 3 @ UTSA (N 21, 2015)
Sacks: 1 @ UTSA (N 21, 2015)
Tackles for Loss: 2.5 @ UTSA (N 21, 2015)



J.P. THOMPSON

10

**SAF, 6-0, 185 SOPHOMORE
SPRING, TEXAS
KLEIN HS**

Rice

Former walk-on who enjoyed a productive first year of action.

2015

Third on the team with 47 tackles... Set up Owls' first TD at UTEP with first career fumble recovery... Started four games at KAT... Credited with a career-high five solo stops at Baylor along with a pass break up and forced fumble... Made his first career start at Texas... Redshirt freshman was second on the team with six tackles in his collegiate debut vs. Wagner.

Klein High School

Three-year Varsity starter for the Bearcats... Recorded 60 tackles, two interceptions, eight pass break ups, and four tackles for loss in his senior season... Was a two time All-District selection and was selected as a 2014 Bayou Bowl All-Star... Academic

All-State and three years as Academic All-District... Also started for the basketball team in two seasons, earning Academic All-District honors both years.

Personal

Full name: James Paul Thompson... Born: Nov. 9, 1995 at Bryan... Parents: Tyrone and Amy Thompson (two brothers, one sister)... Father, Tyrone, played football at Texas A&M... Rice major: Sport Management... Rice College: McMurtry.

J.P. Thompson Career Stats

DEFENSE	UT	AT	TOT	TFL	SACK	FF	FR	PBU	INT
2015	30	17	47	2.0/2	-	1	1	2	-

Single Game Highs

Tackles: 7 vs. Army West Point (O 24, 2015)

Solo Tackles: 5 @ Baylor (S 26, 2015)

Tackles for Loss: 1.5 vs. Army West Point (O 24, 2015)



**KENNETH
THOMPSON**

70

**OL, 6-4, 320, JUNIOR
HOUSTON, TEXAS
LANGHAM CREEK HS**

Rice

Veteran on the offensive line who has 22 career games under his belt.

2015

Saw action in nine games as both a reserve and on special teams.

2014

Saw action in all 13 games.

2013

Redshirted.

Langham Creek High School

Three-time all-District 17-5A selection and a three-year starter

for coach Todd Thompson at Langham Creek HS... Led team to district title as a senior... Honorable mention All-State honoree... Tabbed by *Dave Campbell's Texas Football* Top 300 as one of the top 30 line prospects heading into 2012... Named to the *Houston Chronicle's* Top 100... Named Offensive Line MVP at the Next Athlete Texas Top 100 Showcase in 2012... Team captain as a junior and senior... Became the first to win Langham Creek's best offensive lineman award in back-to-back seasons... Touchdown Club of Houston 2012 Preseason team... Eagle Scout... Competed in the shot put and discus three seasons and advanced to regionals as a junior and senior.

Personal

Full name: Kenneth Jon Thompson... Born: Sept. 28, 1994 at Houston... Parents: Danny and Emily Thompson (one brother, one sister)... Father, Danny Thompson, was a member of the football squad at the University of Houston... Rice College: Jones... Rice major: Kinesiology



HADEN TOBOLA

18

**K, 6-1, 180, SOPHOMORE
WEST, TEXAS
WEST HS**

Rice

Solidified his role as the Owls' top placekicker in the spring.

2015

Joined team at the start of camp as a walk-on and earned immediate playing time... Handled placements in 11 of 12 games.... Drilled a career-best 45 yarder at UTSA and converted both his attempts from 40-49... Converted his first career field goal attempt, a 37-yarder at Baylor... Had a 51-yard attempt just before haltime blocked... Converted both PATs vs. Wagner and Texas.

West High School

Two-time All-Centex and All-District 9-3A, selection for coach David Woodard at West High... District Special Teams Player of the Year as a senior... Converted all seven field goal attempts

as a senior and averaged 66 yards on kickoffs... Also lettered for four years and basketball and three years in track... National Honor Society member , senior class vice presidents as well as vice president of the West Student Council.

Personal

Full Name: Haden Josef Tobola... Born: September, 27, 1997 at Waco, Texas. ... Parents: Jeff and Terri Tobola (one brother)... Rice major: Undecided (social sciences division)... Rice College: Martel

Hayden Tobola's Career Stats

FG	FG	PCT	1-19	20-29	30-39	40-49	50+	LG	BLK
2015	8-13	.615	1-1	3-4	2-5	2-2	0-1	45	2

PATS MADE-ATT

2014	28-28
------	-------

Single Game Highs

Field Goals: 2 vs. Charlotte (N 28, 2015)

Long: 45 @ UTSA (N 21, 2015)

Most PATs: 5 vs. Army West Point (O 24, 2015)



KEVIN TRACY

48

**K, 6-2, 215, SOPHOMORE
PALO ALTO, CALIF.
PINWOOD HS**

Pinewood High School

Named Second Team All-League as a senior...Offensive MVP and...Named Pinewood HS Male Athlete of the Year...Passed for 1,035 yards with 21 touchdowns...Completed 65.5%... All-League pick in baseball with a 1.70 ERA and a .406 batting average...National Honor Society member.

Personal

Full Name: Kevin Tracy... Born: Aug. 9, 1995... Parents: Ted and Meyo Tracy (two brothers, one sister)... Rice major: Mechanical Engineering... Rice College: Martel



**JACKSON
TYNER**

14

**QB, 6-5, 240, FRESHMAN
EDGEWOOD, TEXAS
EDGEWOOD HS**

2015


Enjoyed a productive first spring after missing most of fall time on scout team while rehabbing an injury.... Finished spring drills by throwing for 121 yards (8-16) and a touchdown in the spring game.

Edgewood High School

Multi-talented All-District 6-3A selection at Edgewood for coach Ryan Simmons... Ranked by Dave Campbell's Texas Football as the #10 tight end in its postseason edition... Member of Dave Campbell's Texas Football's Texas Top 300 and listed as one of the top 30 quarterbacks... All-District pick in basketball and state qualifier in the discus... Carries a 4.0 GPA and received the Superintendent's Award... Participated in the Model UN and Academic Pentathlon.

Personal

Full Name: Jackson Tyner... Born: Dec. 6, 1996... Parents: Matt and Marci Tyner (one brother, one sister)... Father was recruited by David Bailiff to play football at New Mexico where he was a member of the Lobos' 1997 WAC Champions... Grandfather, Tom Tyner, was a three-year letterman at Rice and led the Owls in receiving (27/285/3) in 1965... Uncle, Scott Tyner was a punter at Oklahoma State and played for the Atlanta Falcons... Rice major: Undecided (social sciences division)... Rice College: Will Rice



**NICK
URETSKY**

21

**LB, 6-0, 230, JUNIOR
SAN ANTONIO, TEXAS
ALAMO HEIGHTS HS**

Rice

Versile performer who looks to continue to increase his role after recording nine tackles as a sophomore.

2015

Worked at both linebacker and also as a rush end in passing situations... Recovered blocked punt vs. FAU... Credited with a career-high five tackles at Baylor.

2014

Made his debut at Notre Dame on special teams... Credited with his first career tackle vs. NT and added his second vs. UTEP and third at LA Tech.

2013

Redshirted while earning a pair of Scout Team Player of the

Week honors.

Alamo Heights High School

All-State, All-Area and District 27-4A Defensive MVP selection as a senior for coach Mike Norment in his final season at Alamo Heights, which also produced former Rice standout Chase Clement... Also named the Sub 5A Defensive Player of the Year by the San Antonio Quarterback Club... Credited with 182 tackles as a senior while leading the Mules to an 8-3 record... Credited with 454 tackles in his career... Joined fellow incoming Owl Cole Hunt as a member of the South squad at the Texas High School All Star Game... Also ran track and a member of the Mules' 4x100 relay that was a regional finalist and was named team captain... National Hispanic Merit Scholar and an Eagle Scout... A member of Young Life and FCA.

Personal

Full name: Nicholas Caleb Uretsky... Born: Jan. 21, 1995 at San Antonio... Parents: Gerry Uretsky and Janis and Phil Laws (one brother, one sister)... Father, Gerry, was a member of the football squad at Air Force... Stepfather Phil Laws played baseball at Blinn JC, Arkansas and St. Mary's and was drafted in the 9th round of the 1983 MLB draft by the Yankees... Rice major: Economics, Managerial Studies... Rice College: McMurtry.

Nick Uretsky Career Stats

DEFENSE	UT	AT	TOT	TFL	SACK	QBH	FR	PBU	INT
2014	3	0	3	-	-	-	-	-	-
2015	6	3	9	-	-	-	-	-	-
TOTALS	9	3	12	-	-	-	-	-	-

Single Game Highs

Tackles: 5 @ Baylor (S 26, 2015)

Unassisted Tackles: 4 @ Baylor (S 26, 2015)



**ASTON
WALTER**

23

**WR, 5-8, 200, SOPHOMORE
CROSBY, TEXAS
CROSBY HS**

Rice

Looks to move into rotation at wide receiver after a solid spring.

2015

Saw action in five games as a reserve.

Crosby HS

Joins his twin brother Austin at Rice after dominating District 19-4A... District 19-4A MVP while playing quarterback at Crosby for coach Jeff Riordan... Ranked by *Dave Campbell's Texas Football* as the No. 4 athlete in its postseason edition... Threw for 2,301 yards and 31 touchdowns and ran for 1,996 and 10 more scores... Finished his career with 6,100 yards passing and 62 touchdowns and ran for 2,778 and 26 more scores... A member of *DCTF's* Texas Top 300 and the *Houston Chronicle* Top 100 as

an athlete.

Personal

Full name: Aston Ryan Walter... Born: Aug. 17, 1996 at Houston... Parents: Anthony and Dian Walter (one brother)... Rice major: Sport Management... Rice College: Lovett.



**AUSTIN
WALTER**

27

**RB, 5-7, 190, SOPHOMORE
CROSBY, TEXAS
CROSBY HS**

Rice

Earned Conference USA All-Freshman honors in his initial campaign.

2015

Led Owls with 1,097 all-purpose yards, 652 kickoff return yards, 5.8 rushing yards per carry and was second with 437 yards rushing... Recorded 241 all-purpose yards vs. Southern Miss, including 176 KO return yards (seventh best in school history)... Returned nine kickoffs (tied for second at Rice)... Eighth in C-USA in kickoff returns with a 21.4 average... Ranks fifth on the Rice season chart with 622 KO return yards... Averaged 35 yards on 4 returns vs. Baylor including a long of 74, the longest return by an Owl since Jeremy Eddington took one back 97 yards at UTEP in 2013... Topped 100 yards rushing and compiled 189 all-purpose yards in his collegiate debut vs. Wagner.

Crosby High School

Joins his twin brother Aston at Rice after dominating District 19-4A over the last three years... District 19-4A Player of the Year and a member of *Dave Campbell's Texas Football's* All Texas High School Team... Two-time, All-State selection... Ran for 2,704 yards on just 201 carries and scored 34 touchdowns as a senior and completed his career with 6,062 yards rushing (on 613 carries) and 71 touchdowns in addition to catching 66 passes for 860 yards and seven scores... A member of *DCTF's* Texas Top 300 and on the *Houston Chronicle* Top 100 as a running back.

Personal

Full name: Austin Rashad Walter... Born: Aug. 17, 1996 at Houston... Parents: Anthony and Dian Walter (one brother)... Rice major: Economics... Rice College: Lovett.

Austin Walter's Career Stats

RUSHING	ATT	YARDS	YDS/ATT	LONG	TD
2015	75	437	5.8	32	1
RECEIVING	REC	YARDS	YDS/REC	LONG	TD
2015	5	8	1.6	11	-
KICK RETURNS	RET	YARDS		TD	LONG
2015	30	652		-	74

Single Game Highs

Rushing Attempts: 12 Two times
Rushing Yards: 107 vs. Wagner (S 5, 2015)
Kickoff Returns: 9 vs. Southern Miss (N 14, 2015)
Kickoff Return Yards: 176 vs. Southern Miss (N 14, 2015)
Receptions: 2 vs. Charlotte (N 28, 2015)
Receiving yards: 13 vs. Charlotte (N 28, 2015)



ROBBY WELLS III

TE, 6-6, 270, JUNIOR
KATY, TEXAS
TAYLOR HS

88

Rice

Returned to action in the spring after redshirting in 2015 and emerged as the solid No. 2 behind Connor Cella.

2014

Played in all 13 games and caught his first three career passes... Stepped into the starting lineup for the first two games... First career catch was a 36-yard completion vs. UTSA... Caught a career-high two passes at LA Tech.

2013

Made his debut in the opener at Texas A&M and saw action in 12 of 14 games.

Taylor High School

All District 19-5A selection for coach Flint Risien at Katy Taylor

HS after catching 48 passes for 510 yards and 11 touchdowns... A former quarterback, Wells completed 11 of 17 passes for 109 yards and a touchdown in spot duty and also rushed for 44 yards on 15 carries... Named to *Dave Campbell's Texas Football's* Top 300 as one of top 10 tight ends and as the seventh best tight end in Texas in their postseason edition... Closed out his career with 50 receptions for 520 yards and 11 TDs, 515 yards rushing with three touchdowns and 939 yard passing (102/188) with five TDs... Also lettered in baseball... A member of the National Honor Society and a second-team Academic All-State selection... Four-time Academic All-District choice... A member of Young Life and Best Buddies... Performed in Taylor's presentation of "Seussical, The Musical".

Personal

Full name: Robert Alan Wells III... Born: Jan. 16, 1995 at Houston... Parents: Robert and Donna Wells (two sisters)... Second cousin, Jim Nantz, is a long-time sportscaster for CBS... Rice major: Sport Management... Rice College: Baker.

Robby Wells' Career Stats

RECEIVING	REC	YARDS	YDS/REC	LONG	TD
2014	3	45	15.0	36	0



COLLIN WHITAKER

13

**DB, 5-10, 200, FRESHMAN
PLANO, TEXAS
PRESTONWOOD CHRISTIAN**

Prestonwood Academy

All-State selection on both offense and defense as a senior for Prestonwood Christian, which took home the TAPPS D1-1 state title... Ran for 1,566 yards and 27 touchdowns and added another 501 yards and four scores as a receiver while compiling 45 tackles (five for loss), breaking up 11 passes, interception two others and adding a pair of defensive touchdowns to his total... Scored 39 touchdowns and accounted for 3,272 yards in his career on offense while piling up 131 tackles, 32 pass break-ups, five interceptions and three defensive scores in his career... Placed third in the 110m hurdles at the TAPPS state track meet as a junior... Eagle Scout... A member of Jack and Jill of America and Future Doctors of America... Participated in mission trips locally as well as to San Francisco and Costa Rica.

Personal

Full name: Collin Whitaker... Born: July 2, 1997... Parents: Thomas and Kim Whitaker... Rice major: Undecided (social sciences division)... Rice College: Wiess.



DESTRI WHITE

6

**KAT, 6-0, 215, JUNIOR
MESQUITE, TEXAS
HORN HS**

Rice

Missed spring drills while rehabbing an injury after a productive sophomore year.

2015

Second on the Owls with 34 unassisted tackles and fourth with 41 total tackles... Set up the Owls's second TD with a fumble recovery vs. Army... Set a career high with eight tackles (all solos) and broke up a pass at Baylor... Credited with his first career TFL, sharing a stop with Brian Womac, and a pass breakup at Texas.

2014

Played in 12 of 13 games and made one start (ODU)... Was credited with 18 tackles, including four on kickoffs to lead the team... Opened his career with three tackles at Notre Dame and

matched that total three other times during the year.

Dr. John Horn High School

Two time All-District 12-5A selection at Mesquite Horn for coach Mike Overton... District MVP as a junior... One of two Jaguars to sign with the Owls (Jorian Clark)... Ranked by Dave Campbell's Texas Football as the No. 8 athlete in its postseason edition... Completed 160-of-280 passes as a senior for 2,479 yards and 28 touchdowns and threw for 6,644 yards and 72 touchdowns in his career... A member of *Dave Campbell's Texas Football's* Texas Top 300 as a quarterback... Father (Donald) played football at North Texas... Academic All-State selection.

Personal

Full name: Destri Travon White... Born: Nov. 21, 1995 at Amarillo... Parents: Donald White and Erica Butler (two brothers, one sister)... Uncle, Patrick Cannon, played football at UTEP... Rice major: Sport Management... Rice College: Martel.

Destri White's Career Stats

DEFENSE	UT	AT	TOT	TFL	SACK	QBH	FR	PBU	INT
2014	15	3	18	-	-	-	-	-	-
2015	34	7	41	2.5/6	-	1	1	2	-
TOTAL	49	10	59	2.5/6	-	1	1	2	-

Single Game Highs

Tackles: 8 @ Baylor (S 26, 2015)

Solo Tackles: 8 @ Baylor (S 26, 2015)



**ROE
WILKINS**

95

DT, 6-3, 265, FRESHMAN
SOUR LAKE, TEXAS
HARDIN JEFFERSON HS

2015

Redshirt

Hardin Jefferson High School

All-District 9-4A DII selection on both offense and defense at Sour Lake for coach Dwayne Dubois... Named to the Beaumont Enterprise Super Gold Team.. One of two Hawks to sign with the Owls, joining defensive end Blain Padgett... Credited with 68 tackles, including 14.5 sacks and four pass breakups on defense in addition to 48 pancake blocks on offense... Credited with 180 tackles, 24 sacks, eight PBUs and 106 pancake blocks in his career... Area finalist in the shot in track... Competes in powerlifting... National Honor Society member...Served on the HJHS Student Council.

Personal

Full name: Roe Douglas Wilkins... Born: Jan. 16, 1997 at Beaumont... Parents: William and Diana Wilkins (two sisters)... Rice major: Undecided (humanities division)... Rice College: Lovett.



AUSTIN WILLIAMS

51

LB, 6-0, 235, SOPHOMORE

**AUSTIN, TEXAS
LAKE TRAVIS HS**

Rice

2011 signee who looks to see more action after serving as a reserve last year in his return to football after spending four years on a church mission.

2015

Saw action in two games on special teams.

Mission Work

Lived in Guatemala City, Guatemala while on his LDS Church mission.

Lake Travis High School

All State, All Centex and All District 25-4A selection as a senior for coach Hank Carter, as Lake Travis won its fourth consecutive state title. Named the Defensive MVP of the state title game...

Finished his senior season with 174 tackles and with 355 in his career... Honorable Mention Academic All State... Eagle Scout

Personal

Full Name: Austin Williams...Born: June 4, 1992 at Provo, Utah... Parents: David and Shawneen Williams (one brother, two sisters)... Rice major: Sport Management... Rice College: Will Rice.



BRIAN WOMAC

44

DE, 6-3, 240, JUNIOR

**HOUSTON, TEXAS
MEMORIAL HS**

2015

Tied for 9th in C-USA with 1.04 TFL per game... Led Rice with 12.5 TFL and four sacks... Set up Owls' second TD vs. Army by forcing a fumble at the Army 24 on the Black Knights' first snap... Credited with a career-high five tackles at FAU, including three in the fourth quarter as Owls held FAU to 57 yards on 15 plays... Led the Owls with four tackles for loss vs. Wagner and followed that up with 2.5 vs. Texas... Each of his first five tackles were for loss... Capped spring with an impressive showing in Spring Game, recording a pair of sacks.

2014

Picked up a tackle in his debut at Notre Dame but was held out of the next seven because of injury... Returned to action vs. UTSA and picked up a tackle on kickoff coverage... Credited with his first career sack vs. UTEP.

2013

Redshirted while earning one Scout Team Player of the Week honor.

Memorial High School

Defensive Player of the Year in District 19-5A for coach Gary Koch at Memorial HS... All-district as a senior and a second team selection as a junior... Four-year letterman... Named to *Dave Campbell's Texas Football's* Top 300 linebackers heading into his senior year and as the eighth best LB in Texas in their postseason edition... Named to the *Houston Chronicle's* Top 100 Academic All-District selection.

Personal


Full name: Brian Douglas Womac II... Born: Jan. 19, 1995 at Houston... Parents: Brian and Nanette Womac (three sisters)... Rice major: Political Science... Rice College: Jones.

Brian Womac's Career Stats

DEFENSE	UT	AT	TOT	SACK	TFL	FF	FR	PBU	INT/Y
2014	5	0	5	1/9	1/9	0	-	1	-
2015	23	12	35	4/32	12.5/51	2	-	1	-
TOTAL	28	12	40	5/41	13.5/60	2	-	2	-

Single Game Highs

Tackles: 5 @ Florida Atlantic (O 10, 2015)
Solo Tackles: 4 vs. Wagner (S 5, 2015)
Sacks: 1 five times
Tackles for Loss: 4.0 vs. Wagner (S 5, 2015)



**BRADY
WRIGHT**

40

**DE, 6-3, 250, SOPHOMORE
CYPRESS, TEXAS
CY FAIR HS**

Rice

Steady performer who provided quality production as a redshirt freshman and looks to build on that experience in 2016.

2015

Made three starts at DE... Made his first career start at Baylor and was credited with first two tackles, including one for a loss of three.

Cy-Fair High School

All-District 17-5A selection at Cy-Fair for coach Ed Pustejovsk, leading the Bobcats to the 5A Division 1 quarterfinals... *Houston Chronicle's* Top 100 and *VYPE Magazine's* Top 100... Finished with 85 tackles, 24 tackles for loss (nine sacks) and had an interception and blocked field goal... Also lettered in track for two years... Two-time, Academic All-District selection.

Personal

Full name: Brady Jack Wright... Born: Feb. 9, 1996 at Houston... Parents: Len and Robin Wright (one brother, one sister)... Father was a two-year starter and an All-SWC selection at Texas Tech... Sister, Emily, played volleyball at Texas Tech... Rice major: History... Rice College: Will Rice.

Brady Wright's Career Stats

DEFENSE	UT	AT	TOT	SACK	TFL	FF	FR	PBU	INT/Y
2015	10	1	11	-	1.0-3	-	-	-	-

Single Game Highs

Tackles: 2 Four times

Solo Tackles: 2 Three times

Tackles for Loss: 1.0 @ Baylor (S 26, 2015)



LANCE WRIGHT

WR, 6-3, 205, SOPHOMORE
FAIRBANKS, ALASKA
NORTH POLE HS

5

Rice

Looks to bounce back after a promising freshman year was cut short by an injury.

2015

Played in three games before missing the rest of the season due to injury... Caught six passes for 49 yards on the year... Caught a career-high five passes for 38 yards against Wagner.

North Pole HS

Rice's first football recruit from Alaska, Wright was born in Texas (Irving)... Named Mr. Football in Alaska as a senior... Caught 29 passes for 605 yards and nine touchdowns... Completed his career with 90 receptions for 1873 yards and 26 touchdowns... 4A All-State selection as a senior after earning similar 3A honors as a junior... Finished third at the state track meet in the 400 me-

ters as a sophomore and fourth in the 200 meters... A member of the NHS and received the Presidential Excellence Award.

Personal

Full name: Lance Avery Wright... Born: Nov. 19, 1995 at Irving... Parents: Daniel and Stacy Wright (one brother, one sister)... Brother, Steven, played football at West Texas A&M and Valley City State University... Rice major: Sport Management... Rice College: Sid Richardson.

Lance Wright's Career Stats

RECEIVING	REC	YARDS	YDS/REC	LONG	TD
2015	6	49	8.2	14	-

Single Game Highs

Receptions: 5 vs. Wagner (S 5, 2015)

Receiving yards: 38 vs. Wagner (S 5, 2015)



ZACH WRIGHT

17

WR, 6-1, 205, SENIOR
THE WOODLANDS, TEXAS
COLLEGE PARK HS

Rice

Former walk-on who has become the leader of the receiving corps... Heads into final season 36 catches from becoming 12th Owl to reach 100 career receptions... Changed to #17 this year as part of the Owls Honor Jersey program.

2015

Led the team with 39 catches, 554 yards and 5 TD receptions... Top game was a 116-yard night at UTEP for his first career 100-yard game.. Celebrated his mother's induction into the Rice Athletics Hall of Fame the night before the Army game by catching six for 79 yards including the game winner with 24 seconds left... Caught a career-high eight at FAU for 77 yards and a touchdown.

2014

Second on team among returning players with 25 catches... One of six Owls with a catch of at least 50 yards in 2014, grabbing a career-best, 51-yard TD from Driphus Jackson at LA Tech... Recorded his first two career catches in the opener at Notre Dame, including a 26-yard touchdown from Jackson that was the Owls' first TD in history vs. the Irish... Followed that effort up by catching three for 32 yards at Texas A&M... Led the Owls with a career-high 80 receiving yards vs. ODU while tying with Dennis Parks for team lead with a career-high six catches.

2013

Made his debut on special teams vs. UTSA and went on to play in five games.

2012

Redshirted.

College Park High School

First team all-District 14-5A and all-county selection as a senior... Passed for 1,000 yards and five touchdowns while rushing for 1,000 yards and 20 touchdowns in 2011... Two-year starter finished his career with 1,647 passing yards and 11 scored along with 1,821 rushing yards and 29 touchdowns

for coach Richard Carson... Also starred in basketball for three seasons, scoring 15 points per game en route to a district championship and first team all-district honors.

Personal

Full name: Zachary James Wright... Born: Oct. 12, 1993 at Buenos Aires, Argentina... Parents: Christopher and Holly Wright (one sister)... Mother, Holly, earned All-SWC honors in basketball at Rice in 1987 and ranks third on the Owls career scoring list with 1,791 points... Uncle, Jon Warren, coaches men's track and field at Rice... Rice major: Sport Management... Rice College: Will Rice.

Zach Wright's Career Stats

RECEIVING	REC	YARDS	YDS/REC	LONG	TD
2014	25	299	12.0	51	3
2015	39	554	14.2	36	5
TOTAL	64	853	13.3	51	8

Single Game Highs

Receptions: 8 @ Florida Atlantic (O 10, 2015)

Receiving yards: 116 @ UTEP (N 6, 2015)



DAVID BAILIFF HEAD COACH 10TH SEASON

As he enters his 10th year at the helm of the Rice Owls, David Bailiff will celebrate the dawning of an exciting new era as the program realizes a long-sought goal with the opening of the new Brian Patterson Sports Performance Center as well as continuing to deliver an unparalleled standard of success on the field and in the classroom.

Bailiff will become just the fourth head coach to lead the Owls for at least a decade, joining Jess Neely (27 years), Ken Hatfield (12 years) and Phillip Arbuckle (11 years) and he is just four wins away from passing Hatfield to move into second on the Owls career win list.

In nine seasons on South Main, Bailiff has built a program that has become one of the most consistent in Conference USA. Under his watch, the Owls have earned four bowl berths and won three bowl championships and have produced the most wins in school history over a two (18 three (25) and four (30) year period. Rice's 18-9 mark from 2013-14 was the second best of any FBS program in Texas. He has led the Owls to two of the three 10-win seasons in school history and has won eight or more games three times, matching Jess Neely for the most at Rice.

Bailiff has twice been honored by his peers as C-USA Coach of the Year (2008 & 2013) and after leading the Owls to their first outright con-

ference championship in 56 years in 2013, he joined Art Briles (Baylor), Mark Dantonio (Michigan State), Gus Malzahn (Auburn) and David Shaw (Stanford) as finalists the Bear Bryant Coach of the Year award. He was also honored by the San Antonio Express News as its Co-Sportsman of the Year.

While reaching new heights on the field, Bailiff's teams continue to excel in the classroom while also making a profound impact on the Houston community. Twice in his tenure, the Owls were honored by the American Football Coaches Association with its Academic Achievement Award, having posted a 100 percent graduation rate. Rice has led Conference USA football teams in GPA in six of his nine seasons.

He was honored with the Greater Houston Football Coaches Association's John Kelley Distinguished Service Award and by the Conference USA Student-Athlete Advisory Committee (SAAC) Coaches Choice Award winner for 2011-12. He was also cited by the Houston Press as "Houston's Best Sports Role Model" in its 2013 Best of Houston edition.

Bailiff's staff has made the state of Texas a priority in recruiting, solidifying relationships with high school coaches throughout the state and the result has shown itself both in the team success and in the number of players reaching the NFL as well as in his successful efforts to bring the Texas High School Coaches Association Convention to Houston in 2015.

The Owls have eight players taken in the NFL Draft during Bailiff's tenure, matching the output of the previous 22 years prior to his arrival. A total of six players from his first five recruiting classes have been selected. A record nine Owls recruiting by Bailiff saw action in the NFL in 2015 and a 10th., Jordan Taylor, was on the practice squad with Denver and became the second Bailiff recruit in the last three years to win a Super Bowl ring (Luke Willson, Seattle, 2014).

His efforts in Texas have also seen the Owls increase their walk-on program. Most recently, the walk-on program produced 2015 leading receiver Zach Wright.

He has also made good on his promise to keep the Owls active in community work, as the Owls have been tireless in their efforts with local schools as well as reaching out to Rice's diverse student population through an annual International Students' Clinic each August. In July of 2009, Bailiff accepted an invitation to join with four other college football coaches on a goodwill tour to visit military personnel stationed in Afghanistan and again honored our troops in 2011 by participating as a driver in the "Crossing of America" tour. The Owls also are regular participants in efforts to send care packages to members of the armed forces deployed overseas.

The Rice football team was honored by the Texas Association of Partners in Education with their TAPE's Crystal Award for the program the Owls conducted in 2007 with the students at Arizona Fleming Elementary School in Houston. The Owls support of Big Brothers helped Rice Athletics be honored in 2012 as one of the Houston chapter's Community Partners of the Year.

In 2008, the Owls endured a series of challenges as well as the aftermath of Hurricane Ike and produced the first 10-win season for Rice since 1949 and the Owls' first victory in a bowl game since their memorable win over Alabama in the 1954 Cotton Bowl. For his efforts, Bailiff was honored by his conference peers with his first Conference USA Coach of the Year honor.

Bailiff came to Rice after three seasons as the head coach at Texas State University in San Marcos where he posted a 21-15 record while leading the Bobcats to their first Southland Conference championship

and the semifinals of the NCAA Division I-AA playoffs in 2005.

He produced a total of 14 All Southland Conference first team selections, and 13 players who were named to the academic all-conference squad in his last two years.

The 2005 season was truly a magical one. The Bobcats went 9-2 during the regular season and earned the school's first berth in the Division I-AA playoffs.

In their first game, the Bobcats stormed back from a 35-16 deficit against Division I-AA national power Georgia Southern to score 34 unanswered points and beat the Eagles 50-35. The Cats then defeated Cal Poly 14-7 to move on to the national semifinals. Only a 40-37 overtime loss to Northern Iowa stood between Texas State and an appearance in the Division I-AA title game.

Bailiff was named the American Football Coaches Association's Region 5 Coach of the Year and finished third in the voting for the Eddie Robinson Award presented annually to the top coach in Division I-AA. Prior to being named Texas State head coach, Bailiff spent three seasons on the staff at TCU. He served as the Horned Frogs' defensive coordinator in both 2002 and 2003 while working with the team's defensive lineman.

The 2003 Horned Frogs posted an 11-2 record and were ranked 25th in the final Associated Press writer's poll and 24th in the ESPN/USA Today Coaches Poll. Bailiff was part of a staff which built a tradition on defense at TCU. During his three seasons in Fort Worth, the Horned Frogs were ranked 24th, 1st and 38th in the country in total defense and 10th, first and ninth against the run.

In 2002, TCU allowed just 240.2 yards of total offense per game which led the country. The Horned Frogs surrendered an average 64.8 yards on the ground. During the year, the Frogs held Tulane to a school-record -53 yards rushing. TCU also ranked second in the country in pass efficiency defense, al-

lowing opponents to complete less than 39 percent of their passes.

Six TCU defensive players earned all-conference accolades in 2002 including Conference USA Defensive Player of the year and Second-Team All-American LaMarcus MacDonald.

While at TCU, the Horned Frogs played in a bowl game every season - the galleryfurniture.com Bowl (2001), AXA Liberty Bowl (2002) and the Plains Capital Fort Worth Bowl (2003).

He began his coaching career as the defensive line coach at New Braunfels High School (1982-84). He went into private business from 1984-88 before returning to the coaching ranks as a defensive graduate assistant coach at Texas State in 198. He was elevated to the Bobcats' defensive line coach in 1989.

Bailiff left Texas State in 1992 for an assistant coaching position at New Mexico. He returned to Texas State in 1997 as defensive coordinator and added assistant head coach responsibilities to his role in 1999.

It was in 1999 that Bailiff was selected the NCAA Division I-AA Assistant Coach of the Year by the American Football Coaches Association. While at TCU, Bailiff was also honored as the Top Assistant Football Coach by the All-American Football Foundation following the Horned Frogs' 2002 season.

As a player, Bailiff was named All-Lone Star Conference as well as All-America honorable mention while playing at Texas State from 1977-80. He served as a team captain in 1980 and was named honorable mention to the Lone Star Team of the Decade.

Bailiff is married to the former Angie Daniels of Versailles, Mo. He has a daughter, Brooke and the couple has twin 19-year-old sons, Grayson and Gregory.

YEAR-BY-YEAR HEAD COACHING

TEXAS STATE

Year	Overall		SLC		Post-Season
	W	L	W	L	
2004	5	6	3	2	Semifinals, NCAA FCS Playoffs
2005	11	3	5	1	
2006	5	6	3	3	

RICE

Year	Overall		C-USA		Post-Season
	W	L	W	L	
2007	3	9	3	5	Texas Bowl Champion
2008	10	3	7	1	
2009	2	10	2	6	
2010	4	8	3	5	Armed Forces Bowl Champion C-USA Champion, Liberty Bowl Hawai'i Bowl Champion
2011	4	8	3	5	
2012	7	6	4	4	
2013	10	4	7	1	
2014	8	5	5	3	
2015	5	7	3	5	

HEAD COACHING RECORD

School	Years	Overall		Conference	
		W	L	W	L
Texas State	3	21	15	11	6
Rice	9	53	60	37	35
Overall	12	74	75	48	41



DARRELL PATTERSON

ASST. HEAD COACH/RUN GAME COORD. LINEBACKERS 10TH SEASON

Darrell Patterson is back for his 10th season at Rice University and his fifth as Assistant Head Coach. After coaching the running backs during his first three seasons, he enters his seventh year of coaching the Owl's linebackers, his sixth as Special Teams Coordinator and his third as Run Game Coordinator.

Patterson enters the 2016 campaign with another deep group of linebackers, highlighted by consensus All C-USA pick Alex Lyons, who has led the team in tackles in consecutive years. He is joined by junior Emanuel Ellerbee at the top of the depth chart heading into fall camp. A pair of true sophomores, Jack Fox and Hayden Tobola are slated to handle the special teams kicking chores. Fox will again handle the kickoffs while taking over for James Farrimond at punter. Tobola enters fall camp as the favorite to continue handling all place kicks.

In his six seasons overseeing the Owls special teams, Patterson has produced one All-American (punter Kyle Martins) and one freshman All-American (kick returner Mario Hull) in addition to the most productive kicker in school history, Chris Boswell who departed with all the school records for field goals and kick scoring. Boswell took over as the Pittsburgh Steelers kicker in 2015 and set a club record

for field goals by a first-year player (29) as well as records for more postseason field goals (7).

In addition to his coaching duties, Patterson also continues to spearhead Rice's recruiting efforts in Canada, where he had a playing career in the CFL for seven seasons (1984-90). The Owls have signed a total of eight Canadians in the past nine years, including All C-USA offensive tackle Scott Mitchell and All C-USA tight end Luke Willson. Two of those signees (Willson and Christian Covington) were drafted into the NFL. In 2016, Canadian product Peter Godber will enter his second year as one of the starters at offensive guard.

Patterson joined the Rice coaching staff on February 20, 2007 after two seasons coaching the linebackers at Stanford University.

Patterson's collegiate playing experience took place at Texas Christian University, where he was a standout linebacker from 1979-82. He is a member of the TCU Hall of Fame and remains the school's all-time leader in tackles (544), unassisted tackles (286), and assisted tackles (258).

He was selected in the sixth round of the 1983 NFL Draft by the New York Giants, but made his way to the Canadian Football League (CFL) for a seven-year career playing for the Winnipeg Blue Bombers from 1984-88 and the Hamilton Tiger Cats from 1988-90. Patterson won a Grey Cup championship with Winnipeg in 1984 and was on the runner-up team with Hamilton in 1989.

Following his playing days, Patterson began his coaching career as an intern for the British Columbia Lions in 1991. His coaching career has, since then, led him to Akron (1992-94), Temple (1995-96), Kentucky (1997-00), Arkansas State (2001), Baylor (2002), Southern

Methodist (2003-04), and Stanford (2005-07). He also had a coaching stint with Ottawa of the CFL in 1995 as the defensive line and special teams coach.

While coaching at Southern Methodist, Baylor, and Arkansas State, Patterson coached the linebackers. At Baylor, he coached linebacker John Garrett, who went on to sign an NFL free agent contract. Patterson coached defensive tackle Larry Chester during his two seasons at Temple. Chester went on to sign an NFL contract with the Indianapolis Colts.

During his four seasons at Kentucky, Patterson was part of a staff that advanced to two bowl games: the 1998 Outback Bowl versus Penn State and the 1999 Music City Bowl against Syracuse. While at Kentucky, Patterson coached safeties Willie Gary and Anthony Wajda to All-SEC honors, as well as Freshman All-America David Jackson.

Patterson graduated with a bachelor's degree in Human Relations from TCU in 1984.

He and his wife, Julie, whom he met while playing professionally in Canada, have three children together: a son, Michael, who was a three-year letterman and 2012 Rice graduate, and two daughters, Monika and Meghan, who are both currently undergraduates at Rice. Meghan lettered with Rice volleyball team in 2015 and returns for her senior season this fall.



LARRY EDMONDSON

CO-OFFENSIVE COORDINATOR QUARTERBACKS EIGHTH SEASON

Larry Edmondson enters his eighth year with the Owls and his third as Co-Offensive Coordinator with Billy Lynch, while continuing to coach the Rice quarterbacks (sixth year). Edmondson joined the Rice staff on January 30, 2009 as the Owls' wide receiver coach.

In 2016, Edmondson's quarterback corps will be headed by strong-armed senior Tyler Stehling, who has averaged 13.3 yards per completion and completed 53% of his passes as a backup the past two seasons along with junior Nate German, redshirt freshmen J.T. Granato and Jackson Tyner and true freshman Sam Glaesmann.

Edmondson is entering his 28th year of college coaching, including 14 years of coaching wide receivers. He was the wide receivers coach at SMU from 2004 to 2007, Auburn in 1997-98, Mississippi State in 1996, LSU from 1991-94 and at Southern Miss from 1988-90. He has also served as the offensive coordinator and quarterbacks coach at SMU (2002-03) and Louisiana-Lafayette (1999-2001).

While at SMU, Edmondson guided Bobby Chase to All-C-USA honors in 2005 and Emmanuel Sanders to All-Conference and fresh-

man All-America honors in 2006. As the offensive coordinator at Louisiana-Lafayette, he constructed an offense that set six school records in 2001 and was credited with the development of sophomore quarterback Jon Van Cleave, who led the Sun Belt Conference in passing yards per game.

In addition to coaching wide receivers at Auburn, Edmondson also oversaw the Tigers recruiting efforts. Auburn won the 1997 SEC West Division championship and went on to defeat Clemson in the 1998 Peach Bowl.

A 1983 graduate of Texas A&M where he lettered as a tight end and was a teammate of Denver Bronco's head coach Gary Kubiak, Edmondson began his coaching career as a graduate assistant with the Aggies from 1984 to 1986. He served as a GA at Arizona in 1987 before joining Curly Hallman's staff at Southern Miss as wide receivers coach in 1988.

In his first year at USM, the Golden Eagles went 10-2 including a 38-18 win over UTEP in the Independence Bowl. Southern Miss opened the 1990 season with a win over Florida State and played in the All-American Bowl that year, and also posted wins over both Alabama and Auburn during his time there.

Married (Cara) with two children, son Sean and daughter Taylor.



BILLY LYNCH

CO-OFFENSIVE COORDINATOR WIDE RECEIVERS SIXTH SEASON

Billy Lynch enters his third year as Co-Offensive Coordinator and his sixth coaching Owls' wide receivers. Lynch shares offensive oversight with quarterbacks coach Larry Edmondson, but will take over calling the plays this year as Edmondson focuses on the development of the Owl's youthful quarterback corps.

In his first five seasons at Rice, Lynch has developed a productive unit of wideouts, including four who found their way into NFL camps (Mario Hull, Donte Moore, Dennis Parks and Jordan Taylor). Taylor earned a Super Bowl ring with Denver while spending the year on the practice squad and earning national acclaim from Peyton Manning as his training partner while the future Hall of Famer rehabbed from an injury before leading the Broncos to the NFL title. Taylor completed his career as the Owls ranked second in receiving yards (2,585) and receiving touchdowns (20) and third in receptions (175). Parks ranks 10th in receiving yards (1,507) while Hull's 2014 touchdown total (8) is tied for sixth all-time.

This season, Lynch has a deep and talented corps of receivers to choose from, led by former walk-on Zach Wright, who led the team in receiving in 2015.

Rice's drive to the 2013 C-USA Championship was highlighted by the big play production of Taylor and Parks. Three of Taylor's eight touchdown receptions were from 60 yards out or longer, including a 75-yard bomb from Taylor McHargue that set a C-USA Championship game record. Parks led the team by averaging 17.5 yards per catch while finishing second to Taylor in catches and receiving yards.

Taylor emerged as a vital component of the Owls 2012 air attack, punctuated by his record-setting effort in the Armed Forces Bowl. He set a Rice bowl game record with 153 yards and three touchdowns on nine receptions to earn Rice MVP honors in the game. Lynch also guided the transition of Sam McGuffie from running back to receiver and the senior responded with 54 receptions and five touchdowns.

Lynch joined the Rice coaching staff on Feb. 22, 2011 after six seasons at Indiana where he developed some of the most productive receivers in Hoosiers' history.

In 2010 his top three receivers, Damarlo Belcher (78/832/4), Terrance Turner (67/681/3) and Doss (63/706/7 touchdowns) topped 60 catches and 700 yards and the unit set a school record with 3,446 total yards.

In 2009, Tandon Doss became Lynch's second All-Big Ten receiver as he earned first team honors (media) and second team recognition from the league's coaches.

As sophomores in 2009, Doss and Belcher became the first duo in IU history to each collect 60-plus receptions and 700-plus yards in a season. Their 138 combined catches rank first in Hoosier lore and 1,732 yards sit second.

Doss finished second in the Big Ten in yards per game (80.2) and third in the league and tied for 22nd nationally in catches per game (6.64). He closed out the year second on IU's single-season receptions list and fifth in the school's single-season yardage rankings.

The 2008 corps, led by Ray Fisher and Andrew Means, saw four receivers reach 25 receptions and post over 275 yards. It also featured one of the top true freshman duos in IU history - Belcher and Doss.

Fisher and Means, who signed a professional baseball contract with the Cincinnati Reds in 2008, became the 13th and 14th Hoosiers, respectively, to go over 100 career receptions and 1,000 career yards, joining Hardy as wideouts under Lynch to enter the elite club. Belcher (25/337/2) and Doss (14/186/1) combined

for the second-highest receiving yardage total by a true freshman duo in school history.

The 2007 season saw Lynch's wide receivers re-write the IU record books, as they recorded a school-record 3,073 yards. Hardy, who was selected in the second round (41st pick) by the Buffalo Bills, set new school marks with 16 receiving TDs and 79 catches. He finished his career as the school's all-time receiving yardage (2,740), receptions (191) and receiving touchdowns (36) leader. Hardy was a semi-finalist for the Biletnikoff Award, named All-America by five publications and selected first team All-Big Ten.

The 2006 Hoosiers finished third in the Big Ten in receiving yards per game. Hardy was second team All-Big Ten (51/722/10).

In 2005, Lynch tutored Hardy to one of the most prolific debut seasons IU has seen at wide receiver. Hardy finished with 61 receptions (fourth in school history), 10 touchdowns (tied for third all-time) and 893 yards (seventh all-time). In addition, his five 100-yard games were tied for the second most in a season in school history.

One of five assistant coaches that came from Miami (Ohio) University to Indiana, Lynch was the RedHawks' tight ends coach in 2004 and offensive graduate assistant in 2002-03. During his tenure in Oxford, Lynch assisted with a potent offense that led the nation at 43.0 points per game in 2003.

He spent his undergraduate years as a wide receiver and three-year letter winner at Ball State University, where he graduated with a bachelor's degree in education in 2002. He led the Cardinals with 40 receptions his senior year. He also lettered three years in basketball, including the 2000-01 and 2001-02 seasons for then-BSU head coach and current Indiana assistant basketball coach Tim Buckley.

Billy and his wife, Carla, have four children, daughter Lindsey (10), and sons, Max (8), Ryan (7) and Michael (3)



CHRIS THURMOND

DEFENSIVE COORDINATOR CORNERBACKS SIXTH SEASON

Chris Thurmond enters his fifth season as Rice's Defensive Coordinator and his fifth year overall coaching the Owls' cornerbacks.

In an era of astronomical passing numbers that have sent defensive averages spiraling, Thurmond's defenses have been a major factor in the Owls surge to the 2013 Conference USA Championship, three consecutive bowl berths for the first time in school history as well as the best win totals in school history over the past four seasons.

After a stretch of eight seasons when opponents averaged 465 yards per game, Thurmond's defense has held opponents to an average of 397 yards over the last three years, highlighted by a 364.1 effort in 2013. They finished 30th in the country in total defense in 2013, their highest finish since 1994 when they finished 25th.

They have held 13 opponents over the last three years to less than 20 points, matching the total for the Owls over the previous nine years. The 2015 Owls were one of the nation's best in 4th down defense, holding opponents to a 25% success rate (5/20) and ranked 21st by holding opposing passers to a quarterback rating of 148.7.

Two of Thurmond's most recent graduates have gone on to find success in the NFL. Bryce Callahan became a fixture at corner with the Chicago Bears, joining 2014 draftee Phillip Gaines (3rd round/ Kansas City). Thurmond saw Gaines finish

second in the country in pass breakups as a junior and enter his senior year as the preseason defensive player of the year in the conference.

Thurmond originally joined the staff on Feb. 22, 2011, after spending the previous three seasons at Kentucky. In his first year with the Owls, Thurmond guided his younger corners through the challenge of early-than-expected playing time due to injuries to the veterans. At the end of the season, Callahan had earned Freshman All-America and Conference USA All Freshman honors after picking off six passes to lead the nation and defending 15 passes.

In his three seasons at Kentucky, the Wildcats advanced to bowl games each season -Liberty Bowl (2008), Music City Bowl (2009) and the BBVA CompassBowl (2010).

Thurmond had student-athletes go on to sign National Football League contracts two straight seasons. Kentucky cornerback Trevard Lindley earned second-team All-America honors in 2008 and established a UK career record for pass breakups. Despite being sidelined for much of his senior season in 2009, Lindley repeated All-SEC honors in 2009 and was drafted by the NFL's Philadelphia Eagles.

Defensive backs coached or recruited by Thurmond have been a part of three Super Bowl championship teams. Both Anthony Madison (Pittsburgh Steelers) and Roman Harper (New Orleans Saints), who Thurmond recruited to the University of Alabama, were members of Super Bowl XLIII and XLIV championship teams in 2009 and 2010, respectively. Thurmond also coached Green Bay Packer Charlie Peprah, who was part of the Super Bowl XLV championship team in 2011.

Between stints at Alabama (2001-02) and Kentucky (2008-10), Thurmond coached five seasons in the state of Texas. Highlighted by a trip to the Cotton Bowl following the 2004 season, he was the cornerbacks coach at Texas A&M from 2003-05.

He coached cornerbacks and was the recruiting coordinator for two seasons at the University of Houston (2006-07). He helped the Cougars advance to the 2006 Liberty Bowl and in 2007 was the interim head coach for UH when the team played

in the Texas Bowl after head coach Art Briles became the coach at Baylor.

While at Houston, he coached cornerback Willie Gaston who was a second-team All-Conference USA selection and went on to play for the Baltimore Ravens.

During his two seasons coaching the cornerbacks at Alabama, the Crimson Tide won the 2001 Independence Bowl. The 2002 Alabama team led the SEC and ranked third nationally in total defense, posting the best record in the SEC Western Division. Eight Alabama players he either coached or recruited signed National Football League contracts.

Thurmond has also worked at Tulsa (1983-91, 1994), East Carolina (1992-93), Texas Christian (1995, 1998-2000) and Oklahoma (1996-97), coaching the cornerbacks or entire secondary unit during each of the stints.

During his second term at TCU, Thurmond helped guide the Horned Frogs to the 2000 Western Athletic Conference co-championship. TCU led the nation in scoring defense and total defense while ranking third in pass efficiency defense.

While at Tulsa in 1991, the Golden Hurricane ranked among the nation's leaders in pass defense efficiency. Tulsa capped the season with a win in the Freedom Bowl.

Thurmond has coached in 15 bowl games during his career and has coached or recruited numerous athletes who have gone on to play in the NFL including Gaines, Madison, Harper, Peprah, Lindley and Mark Anderson (Houston Texans).

A native of Sand Springs, Okla., Thurmond graduated from the University of Tulsa in 1975. He spent seven years as a high school coach in Oklahoma including head coach at his alma mater, Charles Page High School, before entering the college ranks. In 2015 he was inducted into Sand Springs Athletic Hall of Fame.

Thurmond's wife Paula and daughter Paige live in Little Rock, Ark.



LARRY HOEFER SAFETIES FIFTH SEASON

Texas native and longtime defensive coach Larry Hoefer is in his fifth year of coaching the talented group of Rice safeties. He joined David Bailiff's staff on February 6, 2012.

Hoefer's safeties have played a major role in the Owls defensive efforts that have sparked the Owls success over the past four years including three bowls, the most wins over the past four years in school history and capturing the 2013 Conference USA title.

Hoefer's safety corps in 2016 is bolstered by the move of linebacker Tabari McGaskie to strong safety where he will team with returning starters J.P. Thompson, Destri White and J.T. Ibe who all finished top six in tackles last season.

In Hoefer's first year on South Main, the Owls safety corps overcame the loss of two-year starter Corey Frazier at the start of the season as Paul Porras put together his best season and Julius White stepped into the void and finish third on the team in tackles. Porras led the Owls with 93 tackles while he and White shared the team lead with a pair of interceptions. The Owls safeties combined with the cornerbacks to hold opponents to only 21 touchdown passes, the fewest since 2005.

A veteran of 38 years of coaching, Hoefer came to Rice after eight seasons at Baylor where he coached both the safeties (2003-07) and linebackers (2008-10).

Hoefer, who came to Baylor in 2003 with Guy Morriss from Kentucky, served as

Baylor's defensive coordinator and safeties coach in 2007. He coached at least one All-Big 12 performer every year.

In his first year at Baylor, Hoefer coached the Bears' leading tackler in Maurice Lane, who had 129 stops at free safety en route to honorable mention All-Big 12 honors, and Derrick Cash, the team's fourth-leading tackler as a strong safety. Another pupil, weak safety Willie Andrews, led the team in interceptions and was third on the squad in tackles.

In 2004, Andrews earned first-team All-Big 12 honors as a safety from the Dallas Morning News and as a return specialist from the league's coaches, while Lane garnered first-team all-conference recognition from the San Antonio Express-News. Lane again paced the squad in tackles, while Andrews again ranked third in tackles and had a team-high three sacks. Lane led the Bears in tackles for the third consecutive year in 2005 en route to first-team All-Big 12 honors from both The Associated Press and the Dallas Morning News. Andrews earned first-team All-Big 12 recognition from the league's coaches as a safety and was later selected in the seventh round of the 2006 NFL Draft.

In 2006, strong safety Maurice Linguist and free safety Dwain Crawford both earned honorable mention All-Big 12 honors from the league's coaches. Jordan Lake was a consensus second-team All-Big 12 selection as a free safety in 2007 after leading the Bears with 120 total tackles.

In 2008, Hoefer coached linebacker Joe Pawelek, who ranked seventh nationally in both tackles (10.7 per game) and interceptions (0.5 per game) - the only player nationally ranked in the top 10 of both categories. Pawelek was named an All-American and consensus All-Big 12 player.

Hoefer spent two seasons as safeties coach on Morriss' Kentucky staff before making the move to Waco. He went to UK from Texas-El Paso, where he was defensive coordinator and linebackers coach for the 2000 season. The Miners posted an 8-3 regular season record, were WAC co-champions and played in the Humanitarian Bowl. The bowl game marked Hoefer's sixth as a coach, in addition to four at

Texas Tech and one (1988) during his previous stint at UTEP.

Using an eight-man front under Hoefer's guidance, UTEP reduced its rushing yards allowed from 208.2 yards per game in 1999 to 153.8 ypg in the 2000 season. UTEP held five of its league opponents under 100 yards rushing. The Miners also ranked 19th nationally in pass efficiency defense.

Hoefer worked for coach Spike Dykes at Texas Tech from 1994-99, where he coached the outside linebackers. Tech was bowl-eligible every season and played in the Cotton, Copper, Alamo and Independence bowls during Hoefer's tenure. Among his pupils were Marcus Coleman, a first-team All-American in 1995 and Ty Ardoin, each of whom played in the NFL. Hoefer also coached All-Big 12 picks Robert Johnson and Jody Brown. Tech ranked first in the nation for takeaways over a five-year period from 1993-97.

Hoefer had multiple responsibilities as an assistant at Missouri from 1989-93, working his way up from receivers coach to defensive coordinator and assistant head coach. His first term at UTEP, from 1982-88, was capped by a 10-win season and a berth in the 1988 Independence Bowl.

A native of Abilene, Texas, Hoefer stayed in his hometown and played defensive back at McMurry University, graduating in 1973. He was team captain and earned the squad's MVP honor.

Hoefer's first coaching stop was at Tarleton State from 1974-75 as a graduate assistant working with the defensive backs. He went on to coach at Big Spring (Texas) High School in 1976 and Abilene (Texas) High from 1977-80. Hoefer coached at West Texas State in 1981 before joining the UTEP staff for the first time.

Hoefer and his wife, Kathy, have three children and seven grandchildren.



FRANK OKAM

DEFENSIVE LINE

FIRST SEASON

Frank Okam assumed the duties of defensive line coach in March of 2016 after spending two years as a graduate assistant with the Owls.

In his first year with Rice, Okam will guide a young group of linemen who were forced into immediate playing time in 2015 and showed continued growth throughout the season.

Okam was a four-year letterman at defensive tackle at Texas, where he earned All-America and All Big 12 honors. He earned freshman All-America honors from The Sporting News in 2004 and was an All Big 12 selection in 2006 (first team) and 2007 (second team). He was a starter for the Longhorn's 2005 BCS Champions and was credited with a pair of tackles, including a sack, in the National Championship game vs. USC in the Rose Bowl.

He was drafted in the fifth round of the 2008 draft by the Houston Texans and played with them for three seasons. He was waived during the 2010 season and was signed by Seattle. He also played with Tampa Bay and saw his final league action when he was in training camp with the New York Giants in 2013.

Okam graduated from Texas in 3 1/2 years with a degree in Sport Management while minoring in Business. He attended Lake Highlands High School in Dallas where he was a Parade and US Army All-American and graduated in the top 5 percent of his class.



DAVID SLOAN TIGHT ENDS RECRUITING COORDINATOR SIXTH SEASON

Former All-Pro tight end David Sloan enters his fifth season of coaching the Owls tight ends in 2016, and his second year of overseeing the Owls recruiting efforts.

In 2016, Sloan welcomes a formidable due in senior Connor Cella and junior Robby Wells, who returns after a redshirt season. Cella, a member of the Mackey Award preseason watch list has been a fixture at tight end for the past three years. Wells used the redshirt year to add nearly 30 pounds to his 6-6 frame.

This is not the first time Sloan has had a potent set of veteran tight ends at his disposal.

In his initial campaign as tight ends coach, Sloan oversaw a loaded lineup that included a pair of draftees (Vance McDonald and Luke Willson) along with third (Taylor Cook) who earned a tryout with the Dallas Cowboys. McDonald and Willson allowed Rice to match Stanford as the only schools to have a pair of tight ends taken in the 2013 NFL Draft.

Willson helped spark Seattle to a return trip to the Super Bowl in

2015. He caught a game-winning touchdown in the final minute vs. Carolina and then a game-tying, two-point conversion from Russell Wilson during the Seahawks comeback playoff win over Green Bay.

Willson became the sixth Owl to win a Super Bowl ring, starting for Seattle in Super Bowl XLVIII and catching a pair of passes for 17 yards against Denver. Willson met McDonald in the NFC title game. McDonald was taken in the second round (55th overall) by the 49ers, the highest draft selection for Rice since Bert Emanuel (a former teammate of Sloan's) in 1994.

McDonald, who saw his 2014 playing time with San Francisco limited by an injury, finished his career ranked in the Owls top ten in receptions, receiving yards and receiving touchdowns and became the first Owl since ND Kalu in 1996 to be invited to play in the Senior Bowl. Willson was a four-year starter who was drafted by the Toronto Argos of the CFL prior to his senior year and was a standout in the NFLPA Collegiate Bowl.

Sloan is in his seventh season overall at Rice, having come to campus as a graduate assistant and also serving in a quality control position. When Sloan joined the Owls in 2010, he reunited with Rice head coach David Bailiff, who was on the staff at the University of New Mexico in 1993 when Sloan signed with the Lobos out of junior college.

A two-time Academic All-Conference selection while playing basketball at Fresno City College from 1990-91, Sloan made the jump to football in the fall of 1992.

He caught the eye of Bailiff after catching 13 passes for 254 yards and 4 touchdowns. He signed with New Mexico and earned All-WAC Honorable Mention as a junior in 1993. He improved on that effort as a senior, earning first-Team All-WAC honors and was named one of the Lobos' team co-captains after catching 24 receptions for 320 yards and 1 touchdown during his senior campaign.

After his senior year, he played in the Blue Gray All-Star Game, Senior Bowl and participated in NFL Scouting combine in Indianapolis.

Sloan was selected in the third round of the 1995 by the Detroit Lions and became a starter midway through his rookie season and the Lions won seven straight to earn a playoff spot. He enjoyed his best season in 1999, when he earned a spot in the Pro Bowl after catching 47 passes for 591 yards and four touchdowns as the Lions again reached the playoffs. Sloan started for the NFC in the 2000 Pro Bowl and was named as an alternate in 2001. He led the Lions with seven touchdown passes in 2001. He was signed by New Orleans in 2002 and retired after the 2003 season. He finished his NFL career with 199 receptions, for 2251 yards and 17 touchdowns including seven catches for 100 yards and two touchdowns in three playoff games.

He has two daughters: Trinity (12) and Bentley (10) while he and wife Angela are expecting their first child this fall.



ANTHONY STEWARD RUNNING BACKS THIRD SEASON

A.J. Steward enters his third year of coaching the Rice running backs. He was promoted to running backs coach on March 7, 2014 after spending the previous two seasons as an offensive graduate assistant.

Steward has a deep corps of running backs at his disposal in 2016, led by the senior tandem of Darik Dillard and Jowan Davis, who are the first pair of Owls' running backs to enter their senior years with over 1,700 yards and are one of four returning FBS duos who have topped that mark. They are joined by sophomores Samuel Stewart and Austin Walter, who combined for 800 yards on the ground and 1,700 all-purpose yards and powerful redshirt freshman Emmauel Esupka.

In his first year at Rice, Steward saw Davis and Dillard step into the void created by the departed Charles Ross, rushing for a combined 1,608 yards and 17 touchdowns.

Steward originally joined the staff prior to the 2012 season as a GA after graduating from the University of Kansas with a BSE in

Health and Physical Education.

Steward was a four-year letterman at Kansas. Originally recruited as a quarterback, Steward found his first playing time as a wide receiver before switching to tight end. He was a member of the 2008 Orange Bowl Championship team, earning the Otto Schnellbacher Scout Team Player of the Year as a quarterback, as well as the 2008 Insight Bowl champions.

He was a four-time member of the Athletic Director's Honor Roll. Steward and wife Virginia make their home in Houston.



RONNIE VINKLAREK

OFFENSIVE LINE EIGHTH SEASON

Ronnie Vinklarek enters his eighth season of coaching the Rice offensive line, having joined the Owls' football staff on February 28, 2009.

After a rebuilding year in 2015, Vinklarek welcomes a veteran unit in 2016 led by senior Connor Patterson, juniors Peter Godber and Trey Martin and sophomores Calvin Anderson and Sam Pierce.

Two of Vinklarek's three graduating 2014 seniors, Ian Gray (Bears) and Nico Carlson (Cowboys), found their way into NFL rookie camps while 2015 senior Caleb Williams earned a tryout with the Denver Broncos.

Vinklarek is no stranger to the Houston area or Conference USA. He coached the linemen at the University of Houston from 1988-93 and at SMU from 2004-07. He also coached at the high school level in Houston, coaching the defensive line at Spring Branch High School in 1983 and was the offensive coordinator at Clear Lake High School 1994 in a district championship season and at Conroe High School in 1996.

While at Houston, he mentored the offensive line that protected Andre Ware during his Heisman Trophy winning season (1989) and was selected to coach in the 1990 Blue-Gray Game after helping UH to a 10-1 season. He originally came to Houston as a graduate assistant under former Houston Oilers and Washington Redskins head coach Jack Pardee and was promoted to full-time assistant in 1990.

Vinklarek coached in the NFL for three seasons. He broke into the league in 2000 with the Tennessee Titans as their defensive quality control, linebackers and special teams coach. He moved on to the Buffalo Bills in 2001 and coached their offensive line for two seasons. In 2002 the Bills offensive line paved the way for a 4,359-yard passer in Drew Bledsoe, a 1,439-yard rusher in Travis Henry and two 1,200-yard-plus receivers in Eric Moulds and Peerless Price.

Prior to joining the Owls, he coached the offensive line for the Edmonton Eskimos of the CFL. He broke into the coaching ranks as the seventh and eighth grade coach at Hill Country Middle School after graduating from Southwest Texas in 1981. From 1983 to 1984, was the defensive line coach for Spring Branch High School in Houston before becoming the defensive coordinator at Marble Falls (Texas) High School from 1984-86.

He also served as offensive line coach at Oklahoma State (1998 & 1999), Valdosta State (1997), Middle Tennessee State (2003) as well as with the CFL's Birmingham Barracudas (1995).

A Flatonia, Texas, native, Vinklarek is married to the former

Marianne Britz. The couple has two sons, Trevor, who is a freshman at Rice, and Trent.



**JAYLON
FINNER**
DEFENSIVE GRADUATE ASSISTANT
FIRST SEASON

A standout on three Rice bowl teams and the 2013 C-USA Champions, Jaylon Finner is in his first year as a defensive graduate assistant.

Finner was a four-year letterman for the Owls (2011-14) and started all 13 games at KAT for the Hawai'i Bowl Champions in 2014, finishing second on the squad with 68 tackles. He was credited with 124 tackles in his career.

He graduated from Rice in 2015 with a degree in Kinesiology and coached and taught at Houston's Episcopal High School in the fall of 2015.

Finner is single and lives in Houston.



**CALEB
HAYNES**
OFFENSIVE GRADUATE ASSISTANT
FIRST SEASON

Caleb Haynes is in his first year with the Owls and serves as a graduate assistant on offense.

Haynes joined the Owls after spending the last two years at Central Methodist (Mo.) University as the running back coach and the coordinator of the run game and special teams. He began his coaching career at Central Methodist in 2012 where he was a graduate assistant as well as the equipment manager, earning his Graduate Degree in Education (emphasis on Athletic Administration).

He played football at CMU from 2008-12, earning his degree in Physical Education & Health K-12.

Haynes is singles and lives in Houston.



**CALEB
KINDALL**
OFFENSIVE GRADUATE ASSISTANT
FIRST SEASON

Caleb Kindall is in his first year with the Owls and serves as a graduate assistant on offense.

Kindall joined the Owls spending the last two years as a Defensive Analyst at Baylor where he assisted the defensive staff and graduate assistants with day-to-day operations.

Originally from Minneapolis, Kansas, Kindall is a 2014 graduate of the University of Kansas with a double major in American Studies and Sociology. He was the Jayhawks' head student equipment manager for three years and also as a volunteer in the KU football office.

Kindall is single and lives in Houston.



CAMERON THOMPSON

DEFENSIVE GRADUATE ASSISTANT FIRST SEASON

Former Rice defensive tackle Cameron Thompson returned to South Main in the spring of 2016 as a defensive graduate assistant. He joins the coaching ranks after working in private business since his graduation from Rice in 2011.

Thompson earned a pair of letters for the Owls before an injury cut short his career. He earned immediate playing time as a true freshman in 2007 and was credited with 10 tackles. He made a strong debut in 2008 with three tackles against SMU in the opener, but only played in two additional games before he was injured.

He graduated from Rice in 2011 with a degree in Sport Management. He worked in the Oil & Gas industry for five years, including the last three as Vice President, Marketing & EDU Sales for PetroEd before deciding to return to football.

Thompson is single and lives in Houston.



JOE FOTEH

QUALITY CONTROL FIRST SEASON

Joe Foteh is in his first season as a quality control coach for the Owls.

Foteh comes to Rice after serving as an offensive assistant at West Texas A&M last spring.

Foteh earned his Masters at Northwestern Oklahoma State in 2015 while coaching the Rangers' wide receiver corps to the NCAA Division II lead in completions. He coached the cornerbacks in his first year with Northwestern Oklahoma.

Foteh is a graduate of the University of Houston where he was a student manager from 2010-2013 where he earned his Bachelor's degree in Kinesiology - Exercise Science.

The Missouri City, Texas native graduated from Elkins High School in 2009. He played cornerback all four seasons and was named the 2008 Gridiron Player of the Year as a senior.



JONATHAN PICKLE

QUALITY CONTROL THIRD SEASON

Jonathan Pickle is in his third season as a quality control coach for the Owls.

Pickle comes to Rice after working at Columbus Avenue Baptist Church in Waco, Texas, serving as the Recreation Ministry Assistant for two years.

Pickle graduated from Baylor University in 2011 where he earned a Bachelor's degree in History. He then earned a graduate degree from Baylor in 2012 in Sport Pedagogy.

Pickel is single and lives in Houston.



**JOHN
SIMMONS**
EVENTS SPECIALIST
**ASST. RECRUITING COORDINATOR/
THIRD SEASON**

John Simmons joined the Rice Football staff on August 1 as the Owls' Assistant Recruiting Coordinator and Events Specialist.

Simmons serves as David Bailiff's assistant, handling all special events for the football team while also assisting David Sloan in the execution of the Owls recruiting efforts.

A 2014 graduate of UTSA with a degree in Public Relations, he was a member of the Roadrunners football team in their initial seasons. He was a walk-on quarterback who played in four games during UTSA's inaugural campaign and in two games in 2012 as a quarterback. He shifted to wide receiver after earning a scholarship in his final season.

Simmons earned second-team All-District 26-5A honors as a senior after throwing for 2,150 yards and rushing for another 978 at New Braunfels High School while leading the team to an 11-4 record and a spot in the Class 5A Division II semifinals that fall. He was coached by Chuck Caniford. Simmons also played basketball and was a state qualifier in track & field.

Simmons is single and makes his home in Houston.



**RYAN
TEDFORD**
STRENGTH & CONDITIONING COACH
FIRST SEASON

Ryan Tedford is in his first year with the Owls as their Strength & Conditioning Coach.

Tedford joins the Owls after spending the last four years at the University of Virginia, including the last two as the Cavaliers Director of Football Training and Player Development.

A four-year letterman in football at Sam Houston State in Huntsville, Tedford graduated from the school in 1995 and began his career as a graduate assistant at Texas from 1995-97, earning his master's degree in kinesiology in 1998. While in Austin, he also served an internship with the NFL's Los Angeles Rams.

He directed strength and conditioning efforts for all 16 sports at Kent State from 1996-2006 and then returned home in 2006, serving as the head strength and conditioning coach at McKinney (TX) North High School.

Tedford returned to the collegiate ranks in 2011 when he joined the Virginia football strength and conditioning staff and was promoted to Director in 2014.

He is a certified member of the Collegiate Strength and Conditioning Coaches Association, a member of the National Strength and Conditioning Association and a sports performance coach certified through USA Weightlifting.



**JERRY
PICKLE**
**ASSISTANT ATHLETIC DIRECTOR/
FOOTBALL OPERATIONS**
NINTH SEASON

Jerry Pickle joined the Rice staff in June of 2008 as the Assistant AD for Football Operations.

He came to Rice after 24 years at Baylor, including the last 13 as the director of football operations. He joined the Baylor program full-time in 1986 as recruiting coordinator and administrative assistant to Hall of Fame coach Grant Teaff.

In his current role, Pickle handles administrative responsibilities for the Rice football program.

His broad range of responsibilities include team travel, on-campus recruiting, roster upkeep, compliance, camps/clinics, golf tournaments, coaches/players tickets, academics, banquets, walk-on programs and game-day duties. Pickle also serves as the NFL liaison and is a liaison for the program with various athletic and university departments.

Pickle began his coaching career at the high school level and then coached five years in the college ranks in Mississippi and Missouri before going to Baylor.

He has both bachelor's (1976) and master's (1980) degrees in health, physical education and recreation from Delta State in Cleveland, Miss., where he lettered in football and track.

Pickle is married to the former Julie Turner and they have two sons, Matthew and Jonathan.



CHUCK POOL

ASSISTANT ATHLETIC DIRECTOR/ ATHLETIC COMMUNICATIONS

11TH SEASON

A veteran of 30 years on the Houston sports scene, Chuck Pool heads into his 11th year at the head of the Owls' publicity efforts.

He assumed his duties on August 23, 2006 when he became the third person to hold the Sports Information Director title at Rice, following Bill Whitmore (1950-84) and Bill Cousins (1984-2006). Pool guides athletic communications and publicity efforts for the Owls while serving as the primary contact for football as well as men's and women's tennis.

Pool and his staff were honored this past year by the Football Writers' Association of America as one of their Super 11 Sports Information staffs.

In his time at Rice, he has coordinated the Owls efforts to move their media information away from printed materials as well as developing a broader overall reach through sport-specific Facebook and Twitter initiatives with a heavy emphasis on video.

In 2011, he oversaw the redesign and relaunch of Riceowls.com while also writing and co-producing a five-part documentary on the 100th season of Rice Football. In 2010, he assumed administrative responsibility of the Owls' video productions and oversaw the creative aspects of *Owls Insider*, a half-hour show on Fox Sports Houston. That same year he was responsible for the expansion of OwlVision's baseball webcast production as well as the first-ever webcast of the C-USA outdoor track and field championship.

In 2006, his publicity efforts enabled a previously unknown sophomore wide receiver, Jarett Dillard, to become one of three finalists for the Biletnikoff Award finalist. In 2008 Dillard became Rice's first Football Writers All American in 50 years.

He served as Media Coordinator for the 2010 and 2015 NCAA Men's South Basketball Regionals at in Houston. He was Local Media Coordinator for the 2011 & 2016 Men's Final Four in Houston.

Pool, 58, joined the Owls after spending the previous four years running his own public relations company, Laysan Communications, which specialized in proactive sports-related public and media relations. His primary clients included the Rotary Lombardi Award, which honors the top linemen in college football, and the Roger Clemens Award, which was presented to the top pitcher in college baseball. Laysan also provided media services to the Houston Super Bowl Host Committee, the Harris County-Houston Sports Authority and USA Football.

He first came to Houston in 1985 when he joined the Houston Astros as the assistant director of public relations. He remained with the Astros through the spring of 1992 when he was selected to create the media relations department of the expansion Florida Marlins. He returned to the Astros in 1998 before entering private business in 1999.

Pool is a 1980 graduate of the University of Nebraska where he played freshman football (1977). He joined the Huskers' SID department as a student assistant and was named Publications Coordinator/Sports Information Assistant upon graduation.

During his time at Nebraska, he was part of publicity efforts that garnered a Heisman Trophy, three Outland, two Rotary Lombardi Award winners and 10 consensus All-America selections in football. He also headed up publicity efforts for the Huskers' gymnastics and swimming programs, and served as media coordinator for three NCAA men's gymnastics and one NCAA women's swimming and diving championship.

He is a member of the FWAA and the College Sports Information Directors of America (CoSIDA). He is a past president of Pearland Little League and has served on the Advisory Council of the Rotary Lombardi Award.

Pool and wife Laura reside in Pearland. They have four children, Kevin (27, who received his degree from Rice in 2011 and coaches football at Pearland Dawson HS), Cameron (23, who is serving his country as a Corporal in the Marines) Kelli (22, who attends Lamar University where she is a student athletic trainer) and Courtney (19, who attends Texas State University).



**SCOTT
McGONAGLE**
**ASSOCIATE ATHLETIC DIRECTOR/
SPORTS PERFORMANCE**
FIFTH SEASON

Scott McGonagle was named the Associate Athletic Director for Sports Performance July 1, 2013. He originally joined the Owls at the start of the 2012 campaign.

Overseeing the strength and conditioning staff along with the athletic training staff. He is in his second season as the Rice head football athletic trainer. McGonagle and his staff are responsible for the year-round health care of all athletes along with his direct duties with the football student-athletes. He is in his 34th year as a certified athletic trainer.

A native of Scott City, Kan., McGonagle became a part of the Rice Sports Medicine staff as head football athletic trainer in August of 2012. He oversees a staff of twelve full-time athletic trainers, seven strength and conditioning coaches and a number of students. He works in conjunction with one of the nation's most respected staffs of physicians to assure the finest medical care for Rice student-athletes.

McGonagle's extensive experience includes 17 seasons as the Head Athletic Trainer at the University of Miami (FL) (1995-2012) and 13 seasons as Head Athletic Trainer at the University of Tulsa (1982-1995), one year as the head athletic trainer at Crowley (Texas) High School (1981-82) and one year as head athletic trainer at Sahuarita High School (1980-81). While in Miami Scott participated in 12 bowl games, played for two National Championship games while winning the 2001 National Championship in the Rose Bowl with the football team.

McGonagle began his collegiate athletics career as a student trainer at the University of Kansas from 1977 to 1980. During that time, McGonagle worked as a student athletic trainer for the Kansas City Chiefs in the 1978, 1979 and 1981 seasons.

He received his bachelor of science from the University of Kansas in 1980. He later added a master's of science from the University of Arizona in 1981. Hobbies include Photography as he has his own website (www.ibishawkimages.com). McGonagle and his wife, Lynette, have a son, Matthew and a daughter, Megan who is married to Brandon. Matthew and his wife Kelli have four young daughters.



**SHAWN
READY**
**ASSOCIATE HEAD FOOTBALL
ATHLETIC TRAINER**
THIRD SEASON

Shawn Ready is entering his second year with the Rice football athletic training staff as an Associate Athletic Trainer. He joined the Owls from Coffeyville Community College in Coffeyville, Kansas where he was the Head Athletic Trainer covering all 17 NJCAA sports.

Reedy is a native of Mason, Illinois and has a Bachelors of Sciences in Kinesiology and Sports Studies with a concentration in Athletic Training from Eastern Illinois University. During his time at EIU he interned with the New England Patriots and Biomax Rehabilitation along with the sports medicine assignments given.

He moved on to Texas State University-San Marcos where he received his Masters of Sciences in Athletic Training working with baseball and assisting with cheer and dance. While in San Marcos he worked with the Justin sports Medicine Team at the San Antonio Rodeo and Stock Show as well as conducted his Graduate research on bull riders and center of gravity with JST.

Shawn is an avid outdoorsman enjoying hunting, fishing, rock climbing, kayaking and any other extreme sports.

2015 RICE FOOTBALL RESULTS

Date	Opponent	W/L	Score	Record	C-USA	Attend.
S 5	WAGNER	W	56-16	1-0	0-0	18,296
S 12	at Texas	L	28-42	1-1	0-0	86,458
S 19	* at North Texas	W	38-24	2-1	1-0	19,602
S 26	at #5 Baylor	L	17-70	2-2	1-0	43,619
O 3	* WESTERN KENTUCKY	L	10-49	2-3	1-1	20,124
O 10	* at Florida Atlantic	W	27-26	3-3	2-1	13,191
O 24	ARMY WEST POINT	W	38-31	4-3	2-1	24,409
O 30	* LOUISIANA TECH	L	17-42	4-4	2-2	18,010
N 6	* at UTEP	L	21-24	4-5	2-3	23,031
N 14	* SOUTHERN MISS	L	10-65	4-6	2-4	18,656
N 21	* at UTSA	L	24-34	4-7	2-5	20,437
N 28	* CHARLOTTE	W	27-7	5-7	3-5	16,539

* Denotes Conference USA Game

TEAM STATISTICS	Rice	Opp
SCORING	313	430
Points Per Game	26.1	35.8
Points Off Turnovers	62	85
FIRST DOWNS	273	243
Rushing	123	101
Passing	129	119
Penalty	21	23
RUSHING YARDAGE	2137	2283
Yards gained rushing	2489	2487
Yards lost rushing	352	204
Rushing Attempts	532	444
Average Per Rush	4.0	5.1
Average Per Game	178.1	190.2
TDs Rushing	21	21
PASSING YARDAGE	2691	3086
Comp-Att-Int	212-373-9	185-309-2
Average Per Pass	7.2	10.0
Average Per Catch	12.7	16.7
Average Per Game	224.2	257.2
TDs Passing	20	36
TOTAL OFFENSE	4828	5369
Total Plays	905	753
Average Per Play	5.3	7.1
Average Per Game	402.3	447.4
KICK RETURNS: #-Yards	41-876	31-718
Average	21.4	23.2
PUNT RETURNS: #-Yards	15-113	22-237
Average	7.5	10.8

TEAM STATISTICS	Rice	Opp
INT RETURNS: #-Yards	2-37	9-101
Average	18.5	11.2
FUMBLES-LOST	24-13	15-8
PENALTIES-Yards	84-752	59-563
Average Per Game	62.7	46.9
PUNTS-Yards	59-2544	55-2132
Average Per Punt	43.1	38.8
Net punt average	38.4	36.3
KICKOFFS-Yards	59-3713	77-4723
Average Per Kick	62.9	61.3
Net kick average	39.3	38.6
TIME OF POSSESSION/Game	33:38	26:22
3RD-DOWN Conversions	94/189	66/149
3rd-Down Pct	.500	.443
4TH-DOWN Conversions	6/12	6/12
4th-Down Pct	.500	.500
SACKS BY-Yards	16-102	38-228
MISC YARDS	0	1
TOUCHDOWNS SCORED	41	59
FIELD GOALS-ATTEMPTS	9-15	7-12
ON-SIDE KICKS	1-1	1-1
RED-ZONE SCORES	35-44	37-42
Percent	.795	.881
RED-ZONE TOUCHDOWNS	27-44	30-42
Percent	.614	.714
PAT-ATTEMPTS	40-40	55-58
Percent	1.000	.948

RUSHING	GP	ATT	GAIN	LOSS	NET	AVG	TD	LONG	AVG/G
Darik Dillard	12	135	713	15	698	5.2	5	34	58.2
Austin Walter	15	75	456	19	437	5.8	1	32	36.4
Samuel Stewart	11	95	41	13	388	4.1	4	22	35.3
Jowan Davis	10	71	309	12	297	4.2	1	29	29.7
Driphus Jackson	12	108	410	243	167	1.5	3	43	13.9
Luke Turner	12	32	105	6	99	3.1	6	16	8.2
Nate German	8	4	78	0	78	19.5	1	66	9.8
Team	5	3	0	5	-5	-1.7	0	0	-1.0
Tyler Stehling	5	9	17	39	-22	-2.4	0	7	-4.4
Total	12	532	2489	352	2137	4.0	21	66	178.1
Opponents	12	444	2487	204	2283	5.1	21	78	190.2

PASSING	GP	EFFIC	COMP-ATT-INT	PCT	YDS	TD	LG	AVG/G
Driphus Jackson	12	135.33	185-316-7	58.5	2348	18	60	195.7
Tyler Stehling	5	104.545	24-48-2	50.0	320	1	37	64.0
Team	5	0.00	0-3-0	0.0	0	0	0	0.0
Luke Turner	12	210.27	2-3-0	66.7	12	1	8	1.0
Nate German	8	96.20	1-2-0	50.0	11	0	11	1.4
Zach Wright	12	0.00	0-1-0	0.0	0	0	0	0.0
Total	12	130.31	212-373-9	56.8	2691	20	60	224.2
Opponents	12	180.91	185-309-2	59.9	3086	36	94	257.2

RECEIVING	GP	NO	YDS	AVG	TD	LG	AVG/G
Zach Wright	12	39	554	14.2	5	36	46.2
Dennis Parks	9	33	498	15.1	3	54	55.3
Temi Alaka	10	27	303	11.2	1	52	30.3
Nate German	8	18	379	21.1	3	58	47.4
Parker Smith	8	16	135	8.4	0	15	16.9
James Mayden	12	15	123	8.2	1	15	10.2
Connor Cella	11	13	209	16.1	1	60	19.0
Cole Hunt	12	9	71	7.9	1	25	5.9
Luke Turner	12	8	122	15.2	2	27	10.2
Samuel Stewart	11	8	93	11.6	2	35	8.5
Darik Dillard	12	7	107	15.3	1	25	8.9
Lance Wright	3	6	49	8.2	0	14	16.3
Jowan Davis	10	5	29	5.8	0	12	2.9
Austin Walter	12	5	8	1.6	0	11	0.7
Cameron Decell	7	3	11	3.7	0	5	1.6
Total	12	212	2691	12.7	20	60	224.2
Opponents	12	185	3086	16.7	36	94	257.2
PUNT RETURNS	NO	YDS	AVG	TD	LG		
Samuel Stewart	9	67	7.4	0	26		
V.J. Banks	4	31	7.8	0	22		
Chandler Watkins	1	16	16.0	0	0		
Nate German	1	-1	-1.0	0	0		
Total	15	113	7.5	0	26		
Opponents	22	237	10.8	1	85		

KICK RETURNS	NO	YDS	AVG	TD	LG
Brandon Hamilton	30	652	21.7	0	74
Samuel Stewart	5	137	27.4	0	46
Luke Turner	5	76	15.2	0	29
D.J. Green	1	11	11.0	0	11
Total	41	876	21.4	0	74
Opponents	31	718	23.2	0	57

INTERCEPTION RETURNS	NO	YDS	AVG	TD	LG
Zach Espinosa	2	37	18.5	0	37
Total	2	37	18.5	0	37
Opponents	9	101	11.2	0	31

FUMBLE RETURNS	NO	YDS	AVG	TD	LG
None					
Total	0	0	0.0	0	0
Opponents	3	29	9.7	1	26

PUNTING	NO	YDS	AVG	LG	TB	I20	50+	BL
James Farrimond	59	2544	43.1	69	2	21	14	0
Total	59	2544	43.1	69	2	21	14	0
Opponents	55	2132	38.8	59	1	22	9	1

KICKOFFS	NO	YDS	AVG	TB	OB	RET	NET	YDLN
Jack Fox	51	3248	63.7	25	1	0	0	0
Cameron Decell	6	390	65.0	2	0	0	0	0
Taylor Knopf	1	60	60.0	0	0	0	0	0
James Farrimond	1	15	15.0	0	0	0	0	0
Total	59	3713	62.9	27	1	23.2	39.3	25
Opponents	77	4723	61.3	35	0	21.4	38.6	26

SCORING	TD	FG	POINT AFTER TRIES			PASS	DXP	SAF	PTS
			KICK	RUSH	RCV				
Hayden Tobola	0	8-13	28-28	0-0	0	0-0	0	0	52
Luke Turner	8	0-0	0-0	0-0	0	0-0	0	0	48
Samuel Stewart	6	0-0	0-0	0-0	0	0-0	0	0	36
Darik Dillard	6	0-0	0-0	0-0	0	0-0	0	0	36
Zach Wright	5	0-0	0-0	0-0	0	0-0	0	0	30
Nate German	4	0-0	0-0	0-0	0	0-0	0	0	24
Dennis Parks	3	0-0	0-0	0-0	0	0-0	0	0	18
Driphus Jackson	3	0-0	0-0	0-0	0	0-1	0	0	18
Jack Fox	0	1-2	12-12	0-0	0	0-0	0	0	15
Jowan Davis	1	0-0	0-0	0-0	0	0-0	0	0	6
James Mayden	1	0-0	0-0	0-0	0	0-0	0	0	6
Austin Walter	1	0-0	0-0	0-0	0	0-0	0	0	6
Connor Cella	1	0-0	0-0	0-0	0	0-0	0	0	6
Cole Hunt	1	0-0	0-0	0-0	0	0-0	0	0	6
Temi Alaka	1	0-0	0-0	0-0	0	0-0	0	0	6
Total	41	9-15	40-40	0-0	0	0-1	0	0	313
Opponents	59	7-12	55-58	0-0	0	0-1	0	0	430
FIELD GOALS	FG	PCT	1-19	20-29	30-39	40-49	50+	LG	BL
Jack Fox	1-2	50.0	0-0	1-2	0-0	0-0	0-0	20	0
Hayden Tobola	8-13	61.5	1-1	3-4	2-5	2-2	0-1	45	2

ALL-PURPOSE LEADERS	G	RUSH	RCV	PR	KR	IR	TOT	AVG/G
Austin Walter	12	437	8	0	652	0	1097	91.4
Darik Dillard	12	698	107	0	0	0	805	67.1
Samuel Stewart	11	388	93	67	137	0	685	62.3
Zach Wright	12	0	554	0	0	0	554	46.2
Dennis Parks	9	0	498	0	0	0	498	55.3
Nate German	8	78	379	-1	0	0	456	57.0
Jowan Davis	10	297	29	0	0	0	326	32.6
Temi Alaka	10	0	303	0	0	0	303	30.3
Luke Turner	12	99	122	0	76	0	297	24.8
Connor Cella	11	0	209	0	0	0	209	19.0
Driphus Jackson	12	167	0	0	0	0	167	13.9
Parker Smith	8	0	135	0	0	0	135	16.9
James Mayden	12	0	123	0	0	0	123	10.2
Total	12	2137	2691	113	876	37	5854	487.8
Opponents	12	2283	3086	237	718	101	6425	535.4
TOTAL OFFENSE LEADERS	G	PLAYS	RUSH	PASS	TOT	AVG/G		
Driphus Jackson	12	424	167	2348	2515	209.6		
Darik Dillard	12	135	698	0	698	58.2		
Austin Walter	12	75	437	0	437	36.4		
Samuel Stewart	11	95	388	0	388	35.3		
Tyler Stehling	5	57	-22	320	298	59.6		
Jowan Davis	10	71	297	0	297	29.7		
Luke Turner	12	35	99	12	111	9.2		
Nate German	8	6	78	11	89	11.1		
Total	12	905	2137	2691	4828	402.3		
Opponents	12	753	2283	3086	5369	447.4		

DEFENSE

NO	DEFENDER	GP	TACKLES			TFL-YDS	SACKS NO-YDS	PASS DEFENSE		FUMBLES RCV-YDS	FF	NO	DEFENDER	GP	TACKLES			TFL-YDS	SACKS NO-YDS	PASS DEFENSE		FUMBLES RCV-YDS	FF
			UA	A	TOT			INT-YDS	BrUP						UA	A	TOT			INT-YDS	BrUP		
4	Alex Lyons	12	39	38	77	5.5-13	1.5-8	.	4	1-0	.	21	Nick Uretsky	11	6	3	9
25	Tabari McGaskey	12	31	20	51	4.5-17	1.0-8	.	1	.	1	58	Cody Hennessee	9	6	1	7	1
10	J.P. Thompson	12	30	17	47	2.0-2	.	.	2	1-0	1	97	Stuart Mouchantaf	10	5	1	6	1.0-1
13	Destri White	12	34	7	41	2.5-6	.	.	2	1-0	1	94	Graysen Schantz	1	4	1	5	1.5-3
8	Derek Brown	12	33	7	40	6.0-25	4.0-22	.	.	.	1	93	Parker Hanusa	10	3	1	4	1.5-6	1.0-6
17	J.T. Ibe	12	28	9	37	2.5-9	.	.	1	.	.	35	Luke Turner	12	4	.	4	1-0	.
44	Brian Womac	12	23	12	35	12.5-51	4.0-32	.	1	.	2	2	Jack Fox	12	3	.	3
22	Ryan Pollard	12	18	15	33	2.5-9	.	.	1	.	.	12	Temi Alaka	10	2	.	2
14	J.T. Blasingame	9	24	5	29	.	.	.	4	.	.	9	Zach Wright	12	2	.	2	1
19	V.J. Banks	12	20	8	28	.	.	.	1	.	.	66	Calvin Anderson	12	2	.	2
42	Emmanuel Ellerbee	12	15	11	26	2.0-4	.	.	1	3-0	.	36	Paine Maticcik	5	1	1	2	1.0-2
6	Zach Espinosa	12	17	9	26	.	.	2-37	2	.	.	34	Joe Ballard	12	1	1	2
99	Ross Winship	11	10	14	24	.	.	.	1	.	.	3	Jowan Davis	10	1	.	1
57	Preston Gordon	12	16	6	22	6.5-25	2.5-13	5	Lance Wright	3	1	.	1
46	Nick Elder	10	11	9	20	1.5-7	1.0-7	.	1	.	.	84	Trevor Long	5	1	.	1
11	Garret Fuhrman	11	10	9	19	10	Tyler Stehling	5	.	1	1
90	Blain Padgett	8	8	6	14	2.0-3	.	.	1	.	.	24	Jae Phan	1	1	.	1
7	Justin Bickham	12	10	3	13	0.5-1	.	.	5	.	.	82	Cole Hunt	12	1	.	1
20	Jorian Clark	10	6	6	12	1.5-3	52	Spencer Stanley	3	1	.	1
26	Brandon Douglas	11	10	1	11	.	.	.	1	.	.	50	Chandler Watkins	12	.	1	1
40	Brady Wright	12	10	1	11	1.0-3	31	Martin Nwakamma	8	1	.	1
96	Zach Abercumbia	11	6	5	11	1.5-3	1	64	Ty Carter	8	1	.	1
49	D.J. Green	12	4	7	11	51	Peter Godber	12	1-0
91	Carl Thompson	10	7	3	10	2.5-11	1.0-6	Total		12	475	240	715	62-204	16-102	2-37	30	8-0	9
28	Cole Thomas	5	8	1	9	.	.	.	1	.	.	Opponents		12	568	280	848	76.0-325	38-228	9-101	33	13-29	13

GAME-BY-GAME TACKLES

	UA-A	TOT	WAG	TEX	NT	BU	WKU	FAU	ARMY	TECH	UTEP	USM	UTSA	CHA		UA-A	TOT	WAG	TEX	NT	BU	WKU	FAU	ARMY	TECH	UTEP	USM	UTSA	CHA	
A Lyons	39-38	77	4-3	3-0	2-0	5-2	2-2	4-5	6-4	4-0	1-6	5-3	1-6	2-7	C Thomas	8-1	9	-	DNP	DNP	2-1	-	2-0	4-0	DNP	DNP	DNP	DNP	DNP	DNP
T McGaskey	31-20	51	1-1	-	3-3	-	2-1	3-3	5-2	4-1	3-4	4-2	2-1	4-2	N Uretsky	6-3	9	0-1	-	1-1	4-1	-	-	-	-	-	1-0	DNP	-	
J Thompson	30-17	47	4-2	0-1	3-2	5-0	2-1	2-1	4-3	1-1	3-1	3-2	2-0	1-3	C Hennessee	6-1	7	1-0	DNP	1-0	1-0	-	DNP	DNP	-	1-0	1-0	1-0	0-1	
D White	34-7	41	3-0	2-1	4-0	8-0	1-0	2-0	1-1	4-0	3-3	2-2	3-0	1-0	S Mouchantaf	5-1	6	-	1-0	-	3-0	-	DNP	DNP	1-0	-	-	0-1	-	
D Brown	33-7	40	1-2	4-0	1-0	4-1	5-0	-	7-1	4-0	0-3	3-0	2-0	2-0	G Schantz	4-1	5	4-1	DNP	DNP	DNP	DNP	DNP	DNP	DNP	DNP	DNP	DNP	DNP	
J Ibe	28-9	37	2-1	2-0	6-3	3-0	5-2	-	-	2-1	1-0	-	5-1	2-1	L Turner	4-0	4	-	-	-	-	1-0	-	-	-	1-0	2-0	-	-	
B WOmacc	23-12	35	4-0	3-1	3-1	1-0	2-1	3-2	3-1	1-1	1-2	0-1	1-1	1-1	P Hanusa	3-1	4	-	DNP	2-1	1-0	-	DNP	-	-	-	-	-	-	
R Pollard	18-15	33	1-0	-	1-0	-	3-1	3-1	1-1	4-1	0-7	1-2	2-0	2-2	J Fox	3-0	3	1-0	1-0	-	-	-	-	-	1-0	-	-	-	-	
J Blasingame	24-5	29	3-1	1-0	1-2	1-1	2-0	4-1	1-0	DNP	DNP	6-0	5-0	DNP	P Maticcick	1-1	2	1-0	DNP	-	DNP	-	DNP	DNP	DNP	0-1	-	DNP	DNP	
V Banks	20-8	28	1-0	4-0	1-1	3-2	3-0	1-0	1-1	2-0	1-4	-	1-0	2-0	J Ballasrd	1-1	2	-	-	-	-	0-1	-	-	-	-	-	-	1-0	
E Ellerbee	15-11	26	1-1	1-0	0-1	5-1	2-0	0-1	2-1	1-0	0-2	1-2	1-1	1-1	C Anderson	2-0	2	-	-	-	-	-	-	-	-	-	-	2-0	-	
Z Espinosa	17-9	26	1-1	1-1	1-0	2-0	1-0	-	-	-	1-2	4-0	3-4	3-1	T Alaka	2-0	2	-	-	-	1-0	1-0	-	-	-	-	-	DNP	DNP	
R Winship	10-14	24	3-0	1-2	0-1	DNP	1-1	2-2	0-1	-	0-2	1-1	1-2	1-2	Z Wright	2-0	2	-	1-0	-	-	-	-	-	1-0	-	-	-	-	
P Gordon	16-6	22	1-0	-	0-1	3-0	5-1	1-3	2-0	-	0-1	-	3-0	1-0	C Watkins	0-1	1	-	-	-	-	-	-	-	-	-	-	-	0-1	
N Elder	11-9	20	1-1	2-0	DNP	DNP	2-1	3-1	-	3-0	-	0-1	0-1	0-4	S Stanley	1-0	1	-	1-0	-	DNP	DNP	DNP	DNP	DNP	DNP	DNP	DNP	DNP	
G Fuhrman	10-9	19	0-1	-	-	DNP	0-1	-	5-1	0-1	4-3	1-0	0-1	0-1	T Carter	1-0	1	-	-	DNP	-	1-0	DNP	-	-	DNP	-	DNP	-	
B Padgett	8-6	14	DNP	DNP	DNP	DNP	1-0	0-1	1-2	1-0	1-1	2-1	-	2-1	M Nwakamma	1-0	1	-	-	-	DNP	-	1-0	-	-	DNP	-	DNP	DNP	
J Bickham	10-3	13	-	-	-	2-0	1-0	-	-	2-0	0-1	2-0	1-0	2-2	C Hunt	1-0	1	-	1-0	-	-	-	-	-	-	-	-	-	-	
J Clark	6-6	12	-	-	0-2	2-0	1-1	1-1	-	-	1-1	1-1	DNP	DNP	J Phan	1-0	1	1-0	DNP	DNP	DNP	DNP	DNP	DNP	DNP	DNP	DNP	DNP	DNP	
B Douglas	10-1	11	-	1-0	-	-	2-0	-	-	3-0	-	2-0	DNP	2-1	J Davis	1-0	1	-	DNP	-	-	-	1-0	-	-	-	-	DNP	-	
B Wright	10-1	11	-	-	-	2-0	1-0	1-0	-	-	2-0	1-1	1-0	2-0	T Stehling	0-1	1	DNP	-	DNP	-	-	DNP	DNP	DNP	0-1	-	DNP	DNP	
Z Abercumbia	6-5	11	-	1-0	-	0-1	DNP	-	1-0	2-2	1-1	1-0	0-1	-	T Long	1-0	1	DNP	DNP	DNP	DNP	DNP	DNP	-	DNP	1-0	-	-	-	
D Green	4-7	11	1-2	-	0-1	-	-	-	1-0	1-0	0-2	0-1	1-1	-	L Wright	1-0	1	1-0	-	-	DNP	DNP	DNP	DNP	DNP	DNP	DNP	DNP	DNP	
C Thompson	7-3	10	DNP	DNP	-	-	-	1-0	0-1	-	1-0	1-0	3-1	1-1																

PASSING

Driphus Jackson	Comp	Att	Int	Pct	Yards	TD	LG	Sack-Yds.	Effic.
Wagner	19	10	1	52.6	123	1	35	4-22	113.9
Texas	29	16	2	55.2	139	1	22	1-14	93.0
North Texas	39	29	0	74.4	373	3	54	4-16	180.1
Baylor	17	10	0	58.8	115	1	35	5-35	135.1
WKU	10	5	1	50.0	87	0	37	1-2	103.1
FAU	34	22	0	64.7	284	3	60	4-26	164.0
Army	30	20	0	66.7	267	2	52	1-4	163.4
Louisiana Tech	28	14	0	50.0	180	2	33	3-16	127.6
UTEP	26	14	0	53.8	230	2	36	2-14	153.5
Southern Miss	19	8	0	42.1	69	1	20	5-32	90.0
UTSA	40	23	2	57.5	359	2	58	4-14	139.4
Charlotte	25	14	1	56.0	122	0	34	0-0	89.0
TOTALS	316	185	7	58.5	2348	18	60	34-195	135.3

Tyler Stehling	Att	Comp	Int	Pct	Yards	TD	Long	Sack-Yds	Effic
Texas	8	7	1	87.5	95	1	25	1-9	203.5
Baylor	4	1	0	25.0	37	0	37	0-0	102.7
WKU	19	11	1	57.9	150	0	30	2-17	113.7
UTEP	1	0	0	0.0	0	0	0	0-0	0.0
Southern Miss	16	5	0	31.2	38	0	12	1-7	51.2
TOTALS	48	24	2	50.0	320	1	37	4-33	104.5

Luke Turner	Att	Comp	Int	Pct	Yards	TD	Long	Sack-Yds	Effic
Wagner	1	1	0	100.0	8	0	8	0-0	167.2
WKU	1	0	0	0.0	0	0	0	0-0	0.0
Charlotte	1	1	0	100.0	4	1	4	0-0	463.6
TOTALS	3	2	0	66.7	12	1	8	0-0	210.3

Nate German	Att	Comp	Int	Pct	Yards	TD	Long	Sack-Yds	Effic
Wagner	1	1	0	100.0	11	0	11	0-0	192.4
FAU	1	0	0	0.0	0	0	0	0-0	0.0
TOTALS	2	1	0	50.0	11	0	11	0-0	96.2

Zach Wright	Att	Comp	Int	Pct	Yards	TD	Long	Sack-Yds	Effic
Southern Miss	1	0	0	0.0	0	0	0	0-0	0.0
TOTALS	1	0	0	0.0	0	0	0	0-0	0.0

RECEIVING

	Z Wright	Parks	German	Alaka	Cella	Smith	Mayden	Turner	Dillard	Stewart	Hunt	L Wright	Davis	Decell	Au. Walter
Wagner	2-51/0	DNP	-	-	-	-	2-18/0	-	-	1-35/1	-	5-38/0	-	1-3/0	1-3/0
Texas	-	8-77/0	DNP	2-12/1	-	DNP	2-16/0	2-32/1	3-38/0	2-17/0	2-34/0	-	DNP	2-8/0	-
North Texas	4-46/1	8-163/2	DNP	3-23/0	5-55/0	1-4/0	-	1-27/0	1-25/0	-	3-13/0	1-11/0	1-12/0	-	1-6/0
Baylor	1-16/0	3-63/1	DNP	5-70/0	-	DNP	2-3/0	-	-	-	-	DNP	-	DNP	-
WKU	3-62/0	4-67/0	DNP	4-25/0	2-49/0	-	-	1-19/0	-	1-5/0	1-10/0	DNP	-	-	-
Florida Atlantic	8-77/1	2-11/0	4-61/0	-	3-76/1	DNP	-	-	3-44/1	DNP	1-11/0	DNP	1-4/0	-	-
Army West Point	6-79/1	DNP	4-56/1	6-98/0	DNP	DNP	2-17/0	2-17/0	-	-	-	DNP	-	DNP	-
LA Tech	2-20/0	2-22/0	2-62/0	4-19/0	-	-	1-15/1	-	-	1-4/1	-	DNP	1-4/0	DNP	1-4/0
UTEP	6-116/1	2-46/0	-	1-9/0	1-18/0	1-12/0	-	1-23/1	-	2-6/0	-	DNP	-	DNP	-
Southern Miss	-	1-12/0	2-22/1	2-17/0	2-11/0	3-40/0	1-0/0	-	-	-	1-(-1)/0	DNP	1-6/0	DNP	-
UTSA	5-70/1	3-37/0	4-138/1	DNP	-	7-50/0	3-38/0	-	-	1-26/	-	DNP	DNP	-	-
Charlotte	2-17/0	DNP	2-40/0	DNP	-	4-29/0	2-16/0	1-4/0	-	-	1-4/1	DNP	1-3/0	-	2-13/0

RUSHING

	Dillard	Au. Walter	Stewart	Davis	Jackson	Turner	German	Team	Stehling
Wagner	15-93/2	12-107/1	1-21/0	2-9/0	13-79/1	6-21/2	3-74/1	2-(-3)/0	9-(22)/0
Texas	11-53/0	7-31/0	25-130/2	DNP	12-15/0	1-2/0	SNP	-	2-(-3)/0
North Texas	5-21/0	5-27/0	12-48/1	21-102/0	6-(-14)/0	2-5/1	DNP	DNP	DNP
Baylor	7-28/1	4-20/0	8-23/0	12-32/0	14-(-9)/0	-	DNP	DNP	-
WKU	10-21/0	2-8/0	11-60/0	3-21/0	3-(-6)/0	2-4/1	DNP	DNP	3-(-23)/0
Florida Atlantic	23-106/0	6-27/0	DNP	9-43/0	12-27/1	-	-	DNP	DNP
Army West Point	10-89/1	4-39/0	1-18/1	4-4/0	7-13/0	2-2/1	-	DNP	DNP
LA Tech	8-32/0	-	7-21/0	7-17/0	11-31/0	-	-	DNP	DNP
UTEP	13-53/0	5-14/0	2-6/0	3-4/0	6-16/0	1-3/1	-	-	-
Southern Miss	9-70/0	10-65/0	1-0/0	2-4/0	8-(-44)/0	1-8/0	-	DNP	4-4/0
UTSA	13-61/1	8-21/0	14-39/0	DNP	10-36/0	-	1-4/0	-	DNP
Charlotte	11-71/0	12-78/0	6-22/0	8-61/1	6-23/1	17-54/0	-	1-(-2)/0	DNP

GAME SUMMARIES

	GAME	SCORE	FIRST DOWNS				ATT	RUSHING		C-A-I	PASSING		PLAYS-YDS	TURNOVERS	PENALTIES NO-YDS	POSS TIME
			RUSH	PASS	PEN	TOT		YDS	TD		YDS	TD				
S 5	Wagner	16	4	7	2	13	37	86	0	10-22-1	199	2	59-285	2	4-50	29:06
	Rice	56	21	6	1	28	54	401	7	12-21-1	142	1	75-543	2	4-49	30:54
S 12	Rice	28	15	14	1	30	58	228	2	23-38-3	234	2	96-462	5	6-55	44:02
	Texas	42	7	4	0	11	28	149	2	5-10-0	128	2	38-277	1	4-42	15:58
S 19	Rice	38	12	15	1	28	51	189	2	29-39-0	373	3	90-562	0	7-60	41:50
	North Texas	24	6	13	1	20	27	175	1	19-35-1	303	2	62-478	3	4-45	18:10
S 26	Rice	17	8	6	6	20	45	94	1	11-21-0	152	1	66-246	2	9-70	34:18
	Baylor	70	23	15	1	39	53	427	3	19-25-0	366	7	78-793	1	14-145	25:42
O 3	Western Kentucky	49	4	16	4	24	32	80	3	29-39-0	424	4	71-504	0	3-20	32:03
	Rice	10	4	10	1	15	34	85	1	16-30-2	237	0	64-322	5	8-70	27:57
O 10	Rice	27	15	13	1	29	50	203	1	22-35-0	284	3	85-487	1	10-88	35:29
	Florida Atlantic	26	5	9	5	19	32	142	1	15-29-0	249	2	61-391	0	5-50	24:31
O 24	Army West Point	31	14	1	3	18	56	378	3	2-10-0	18	1	66-396	1	2-24	31:36
	Rice	38	6	14	1	21	35	165	3	20-30-0	267	2	65-432	2	8-64	28:24
O 30	Louisiana Tech	42	7	12	2	21	33	135	2	17-27-0	320	4	60-455	0	2-20	29:35
	Rice	17	5	9	1	15	33	101	0	14-28-0	180	2	61-281	0	8-62	30:25
N 6	Rice	21	6	9	1	16	30	96	1	14-28-0	230	2	58-326	0	5-42	26:36
	UTEP	24	9	9	1	19	34	161	1	18-36-0	231	2	70-392	1	3-16	33:24
N 14	Southern Miss	65	7	18	1	26	35	181	2	28-37-0	501	7	72-682	1	6-59	31:12
	Rice	10	6	7	2	15	35	107	0	13-36-0	107	1	71-214	1	7-67	28:48
N 21	Rice	24	8	19	1	28	46	161	1	23-41-2	359	2	87-520	3	7-70	34:41
	UTSA	34	9	8	1	18	45	242	3	9-13-0	189	2	58-431	0	7-50	25:19
N 28	Charlotte	7	6	7	2	15	32	127	0	14-26-0	158	1	58-285	0	5-42	19:42
	Rice	27	17	7	4	28	61	307	2	15-26-1	126	1	87-433	1	5-55	40:18

RICE IN THE RED ZONE

	GAME	SCORE	Times In RZ	Times Scored	TOT PTS	TDs	Rush TDs	Pass TDs	FGs MADE
S 5	Wagner	W 56-16	4	4	28	4	4	0	0
S 12	at Texas	L 28-42	3	3	21	3	1	2	0
S 19	at North Texas	W 38-24	7	5	31	4	2	2	1
S 26	at Baylor	L 17-70	3	2	10	1	1	0	1
O 3	Western Kentucky	L 10-49	2	2	10	1	1	0	1
O 10	at Florida Atlantic	W 27-26	4	2	13	2	0	2	0
O 24	Army West Point	W 38-31	5	5	31	4	2	2	1
O 30	Louisiana Tech	L 17-42	3	3	17	2	0	2	1
N 6	at UTEP	L 21-24	2	1	7	1	1	0	0
N 14	Southern Miss	L 10-65	3	2	10	1	0	1	1
N 21	at UTSA	L 24-34	2	1	7	1	1	0	0
N 28	Charlotte	W 27-7	6	5	27	3	2	1	2
Totals			44	35	212	27	15	12	8
35 of 44 (79.5%)									

Failed to Score in the Red Zone:

Field Goal Attempts: 6; North Texas (1), Baylor (1), Florida Atlantic (2), UTEP (1), Charlotte (1)

Downs: 3; North Texas (1), Southern Miss (1), UTSA (1)

Interceptions: 0

Fumbles: 0

Half: 0

Game: 0

OPPONENTS IN THE RED ZONE

	GAME	SCORE	Times In RZ	Times Scored	TOT PTS	TDs	Rush TDs	Pass TDs	FGs MADE
S 5	Wagner	W 56-16	2	1	3	0	0	0	1
S 12	at Texas	L 28-42	2	2	14	2	2	0	0
S 19	at North Texas	W 38-24	2	2	10	1	1	0	1
S 26	at Baylor	L 17-70	6	5	35	5	3	2	0
O 3	Western Kentucky	L 10-49	4	4	28	4	3	1	0
O 10	at Florida Atlantic	W 27-26	4	4	19	2	1	1	2
O 24	Army West Point	W 38-31	3	3	17	2	1	1	1
O 30	Louisiana Tech	L 17-42	5	4	28	4	2	2	0
N 6	at UTEP	L 21-24	3	3	17	2	1	1	1
N 14	Southern Miss	L 10-65	5	5	30	4	1	3	1
N 21	at UTSA	L 24-34	4	4	27	4	2	2	0
N 28	Charlotte	W 27-7	2	0	0	0	0	0	0
Totals			42	37	228	30	17	13	7
37 of 42 (88.1%)									

Failed to Score in the Red Zone:

Field Goal Attempts: 3; Wagner (1), Charlotte (2)

Downs: 1; Baylor

Interceptions: 0

Fumbles: 0

Half: 1; Louisiana Tech

Game: 0

RICE SCORING DRIVES

RICE 56, WAGNER 16

Q	Time	Scoring Play	P	YDS	TOP	Score
1	11:15	Dillard 11-yd run	9	72	3:45	Rice 7-0
1	6:27	Turner 3-yd run	7	51	3:07	Rice 14-0
2	7:06	Dillard 6-yd run	16	93	6:22	Rice 21-3
2	3:05	Jackson 43-yd run	5	58	1:51	Rice 28-3
2	0:56	Jackson 35-yd pass to Stewart	1	35	0:06	Rice 35-3
3	5:08	Turner 2-yd run	1	2	0:03	Rice 42-9
4	11:33	German 66-yd run	2	77	0:29	Rice 49-9
4	2:27	Au. Walter 35-yd run	8	95	4:07	Rice 56-9

TEXAS 42, RICE 28

Q	Time	Scoring Play	P	YDS	TOP	Score
2	11:23	Stewart 22-yd run	4	35	1:26	UT 21-7
2	2:27	Stewart 16-yd run	16	87	6:49	UT 21-14
4	6:41	Jackson 4-yd pass to Alaka	18	75	9:24	UT 42-21
4	0:36	Stehling 14-yd pass to Turner	8	85	3:48	UT 42-28

RICE 38, NORTH TEXAS 24

Q	Time	Scoring Play	P	YDS	TOP	Score
2	11:35	Jackson 13-yd pass to Parks	3	18	1:29	Rice 7-3
2	7:41	Jackson 30-yd pass to Z. Wright	6	75	2:18	Rice 14-10
2	0:00	Fox 20-yd field goal	7	88	1:37	Rice 17-10
3	11:33	Stewart 5-yd run	4	66	1:51	Rice 24-10
3	6:55	Turner 5-yd run	8	82	3:08	Rice 31-10
3	2:01	Jackson 9-yd pass to Parks	10	43	4:30	Rice 38-10

BAYLOR 70, RICE 17

Q	Time	Scoring Play	P	YDS	TOP	Score
1	11:13	Tobola 37-yd field goal	9	60	3:47	Rice 3-0
1	6:20	Jackson 24-yd pass to Parks	1	24	0:21	BU 14-10
3	12:15	Dillard 5-yd run	5	24	2:15	BU 42-17

WESTERN KENTUCKY 49, RICE 10

Q	Time	Scoring Play	P	YDS	TOP	Score
1	12:47	Tobola 27-yd field goal	6	50	1:41	Rice 3-0
2	4:38	Turner 3-yd run	12	74	4:35	WKU 28-10

RICE 27, FLORIDA ATLANTIC 26

Q	Time	Scoring Play	P	YDS	TOP	Score
1	10:51	Jackson 32-yd pass to Z. Wright	9	75	4:09	Rice 7-0
1	1:30	Jackson 5-yd pass to Cella	11	75	4:31	Rice 14-7
4	7:21	Jackson 21-yd run	5	91	0:41	FAU 26-21
4	2:07	Jackson 14-yd pass to Dillard	9	83	2:44	Rice 27-26

RICE 38, ARMY WEST POINT 31

Q	Time	Scoring Play	P	YDS	TOP	Score
1	13:38	Dillard 34-yd run	4	64	1:22	Rice 7-0
1	12:47	Stewart 1-yd run	2	23	0:19	Rice 14-0
2	3:43	Turner 2-yd run	8	58	3:42	Rice 21-7
2	0:00	Tobola 25-yd field goal	8	85	3:01	Rice 24-14
4	10:37	Jackson 7-yd pass to German	12	70	5:14	Rice 31-21
4	0:24	Jackson 13-yd pass to Z. Wright	7	75	1:49	Rice 38-31

RICE SCORING DRIVES

LOUISIANA TECH 42, RICE 17

Q	Time	Scoring Play	P	YDS	TOP	Score
1	7:35	Stewart 4-yd pass from Jackson	8	75	3:40	Tied 7-7
3	5:17	Tobola 40-yd field goal	13	50	6:30	TECH 35-10
4	3:52	Jackson 15-yd pass to Mayden	11	75	5:04	TECH 42-17

UTEP 24, RICE 21

Q	Time	Scoring Play	P	YDS	TOP	Score
2	14:56	Turner 3-yd run	6	33	2:24	Rice 7-0
2	5:35	Jackson 36-yd pass to Z. Wright	7	78	2:51	Rice 14-7
2	0:00	Jackson 23-yd pass to Turner	9	58	4:34	Tied 21-21

SOUTHERN MISS 65, RICE 10

Q	Time	Scoring Play	P	YDS	TOP	Score
4	11:10	Tobola 33-yd field goal	4	0	0:25	USM 58-3
4	4:46	Jackson 20-yd pass to German	10	77	4:59	USM 65-10

UTSA 34, RICE 24

Q	Time	Scoring Play	P	YDS	TOP	Score
1	10:46	Tobola 45-yd field goal	12	58	4:14	Rice 3-0
1	5:51	Jackson 58-yd pass to German	5	63	2:23	Rice 10-0
2	7:24	Jackson 26-yd pass to Z. Wright	8	75	3:53	Rice 17-14
3	7:31	Dillard 3-yd run	8	46	3:19	UTSA 28-24

RICE 27, CHARLOTTE 7

Q	Time	Scoring Play	P	YDS	TOP	Score
3	9:51	Tobola 19-yd field goal	10	67	5:09	Rice 3-0
3	3:09	Turner 4-yd pass to Hunt	11	66	5:03	Rice 10-0
4	11:50	Jackson 3-yd run	12	66	4:31	Rice 17-0
4	8:01	Tobola 23-yd field goal	8	26	2:55	Rice 20-0
4	3:13	Davis 11-yd run	6	59	3:31	Rice 27-0

OPPONENT SCORING DRIVES

RICE 56, WAGNER 16

Q	Time	Scoring Play	P	YDS	TOP	Score
1	1:43	Maley 21-yd field goal	10	71	4:44	Rice 14-3
3	9:18	Andrews 34-yd pass to Yevchinez	3	37	0:57	Rice 35-9
4	1:07	Thomson 50-yd pass to Smith	3	65	1:20	Rice 56-16

TEXAS 42, RICE 28

Q	Time	Scoring Play	P	YDS	TOP	Score
1	9:29	Heard 32-yd pass to Foreman	9	80	3:54	UT 7-0
1	6:43	Johnson 85-yd punt return				UT 14-0
1	3:22	Gray 1-yd run	2	6	0:42	UT 21-0
3	14:37	Heard 69-yd pass to Burt	1	69	0:23	UT 28-14
3	8:14	Jefferson 26-yd fumble return				UT 35-14
3	1:05	Foreman 2-yd run	5	28	1:52	UT 42-14

RICE 38, NORTH TEXAS 24

Q	Time	Scoring Play	P	YDS	TOP	Score
1	2:18	Moore 23-yd field goal	15	74	4:50	NT 3-0
2	9:59	McNulty 36-yd pass to Harris	7	73	1:36	NT 10-7
3	0:00	Ezzard 5-yd run	6	67	2:01	Rice 38-17
4	7:42	McNulty 93-yd pass to Harris	1	93	0:13	Rice 38-24

BAYLOR 70, RICE 17

Q	Time	Scoring Play	P	YDS	TOP	Score
1	9:13	Russell 26-yd pass to Cannon	7	75	2:00	BU 7-3
1	6:41	Russell 57-yd pass to Lee	2	74	0:20	BU 14-3
1	3:41	Russell 16-yd pass to Coleman	4	49	1:15	BU 21-10
2	13:12	Linwood 11-yd run	8	58	2:32	BU 28-10
2	6:48	Russell 35-yd pass to Coleman	4	85	1:04	BU 35-10
2	2:49	Russell 32-yd pass to Coleman	6	77	1:37	BU 42-10
3	11:32	Jefferson 9-yd run	3	75	0:43	BU 49-17
3	8:36	Russell 22-yd pass to Hawthorne	3	39	0:25	BU 56-17
3	1:12	Stidham 8-yd pass to Zamora	11	78	3:26	BU 63-17
4	2:24	Williams 7-yd run	15	78	7:19	BU 70-17

WESTERN KENTUCKY 49, RICE 10

Q	Time	Scoring Play	P	YDS	TOP	Score
1	12:08	Doughty 10-yd pass to Taylor	3	75	0:39	WKU 7-3
1	6:48	Doughty 36-yd pass to Dangerfield	7	86	2:36	WKU 14-3
1	5:00	Doughty 45-yd pass to Grant	1	45	0:09	WKU 21-3
2	11:00	Doughty 30-yd pass to Higbee	6	70	2:11	WKU 28-3
2	2:51	Ferby 2-yd run	5	79	1:47	WKU 35-10
4	14:12	Ferby 1-yd run	11	72	5:31	WKU 42-10
4	8:22	Warr 1-yd run	2	2	0:40	WKU 49-10

RICE 27, FLORIDA ATLANTIC 26

Q	Time	Scoring Play	P	YDS	TOP	Score
1	6:01	Johnson 11-yd pass to Woods	12	75	4:50	Tied 7-7
2	5:56	Johnson 94-yd pass to Solomon	2	97	0:48	Tied 14-14
3	8:45	Joseph 27-yd field goal	15	64	6:15	FAU 17-14
3	1:23	Joseph 20-yd field goal	7	76	2:40	FAU 20-14
4	13:50	Rodriguez 9-yd run	4	27	1:39	FAU 26-14

OPPONENT SCORING DRIVES

RICE 38, ARMY WEST POINT 31

Q	Time	Scoring Play	P	YDS	TOP	Score
2	13:14	Schurr 16-yd pass to Bell	6	97	2:55	Rice 14-7
2	3:01	Schurr 6-yd run	2	75	0:42	Rice 21-14
3	3:10	Trainor 23-yd run	5	39	2:55	Rice 24-21
4	5:58	Kemper 24-yd run	3	51	1:02	Rice 31-28
4	2:13	Grochowski 19-yd field goal	4	8	2:00	Tied 31-31

LOUISIANA TECH 42, RICE 17

Q	Time	Scoring Play	P	YDS	TOP	Score
1	13:14	Driskel 47-yd pass to Taylor	5	62	1:58	TECH 7-0
1	4:53	Driskel 14-yd pass to Henderson	5	38	2:42	TECH 14-7
2	3:40	Dixon 2-yd run	10	80	4:51	TECH 21-7
2	0:59	Dixon 4-yd run	4	89	1:37	TECH 28-7
3	11:47	Driskel 24-yd pass to Henderson	7	75	3:13	TECH 35-7
4	8:56	Driskel 10-yd pass to Taylor	7	52	4:07	TECH 42-10

UTEP 24, RICE 21

Q	Time	Scoring Play	P	YDS	TOP	Score
2	13:18	Leftwich 58-yd pass to White	4	75	1:38	Tied 7-7
2	0:29	Leftwich 2-yd pass to White	12	91	4:59	Tied 14-14
3	8:24	Laufasa 2-yd rush	13	75	6:36	UTEP 21-14
4	0:48	Mattox 24-yd field goal	16	73	7:25	UTEP 24-21

SOUTHERN MISS 65, RICE 10

Q	Time	Scoring Play	P	YDS	TOP	Score
1	3:13	Mullens 28-yd pass to Smith	9	68	3:55	USM 7-0
2	9:22	Sarrazin 6-yd pass to Thigpen	10	52	3:12	USM 14-0
2	7:34	Mullens 50-yd pass to Thomas	3	51	0:53	USM 21-0
2	6:08	Mullens 51-yd pass to Thomas	2	62	0:19	USM 28-0
2	5:04	Mullens 13-yd pass to Thompson	1	13	0:06	USM 35-0
2	0:30	Mullens 16-yd pass to Smith	8	95	2:44	USM 42-0
3	13:02	Richard 60-yd run	4	73	1:58	USM 49-0
3	7:53	Brauchle 39-yd field goal	9	65	4:09	USM 52-0
4	14:54	Matthews 17-yd run	6	79	2:59	USM 58-0
4	9:45	Matthews 47-yd pass to Aaron	4	75	1:25	USM 65-3

UTSA 34, RICE 24

Q	Time	Scoring Play	P	YDS	TOP	Score
1	3:09	Williams 1-yd run	8	71	2:42	Rice 10-7
2	11:17	Sturm 23-yd pass to Thomas Jr.	8	64	2:58	UTSA 14-10
2	7:04	Williams 78-yd run	1	78	0:20	UTSA 21-17
2	3:48	Sturm 1-yd run	4	20	1:16	UTSA 28-17
3	0:07	Sturm 19-yd pass to Morgan II	7	96	2:45	UTSA 34-24

RICE 27, CHARLOTTE 7

Q	Time	Scoring Play	P	YDS	TOP	Score
4	2:16	Johnson 56-yd pass to Bostick	3	75	0:57	Rice 27-7

20-YARD PLUS PLAYS							
Yds	Type	Players	Opponent				
74	KR	Austin Walter	Baylor	32	KR	Austin Walter	Wagner
66	Rush	Nate German	Wagner	30	Pass	Nate German from Driphus Jackson	FAU
60	Pass	Connor Cella from Driphus Jackson	FAU	30	Rush	Austin Walter	Southern Miss
* 58	Pass	Nate German from Driphus Jackson	UTSA	* 30	Pass	Zach Wright from Driphus Jackson	North Texas
54	Pass	Dennis Parks from Driphus Jackson	North Texas	30	Pass	Zach Wright from Tyler Stehling	WKU
52	Pass	Temi Alaka from Driphus Jackson	Army	30	KR	Austin Walter	Charlotte
46	KR	Samuel Stewart	Texas	30	Rush	Driphus Jackson	UTSA
45	Pass	Nate German from Driphus Jackson	UTSA	30	Pass	Zach Wright from Driphus Jackson	UTEP
* 43	Rush	Driphus Jackson	Wagner	29	Pass	Nate German from Driphus Jackson	Louisiana Tech
43	Pass	Dennis Parks from Driphus Jackson	North Texas	29	KR	Luke Turner	North Texas
37	Pass	Dennis Parks from Driphus Jackson	WKU	29	Rush	Jowan Davis	Charlotte
37	Pass	Temi Alaka from Tyler Stehling	Baylor	28	KR	Austin Walter	Southern Miss
37	INT	Zach Espinosa	Wagner	28	Pass	Nate German from Driphus Jackson	Army
36	KR	Austin Walter	Army	27	Pass	Luke Turner from Driphus Jackson	North Texas
36	Pass	Dennis Parks from Driphus Jackson	UTEP	27	KR	Austin Walter	Wagner
* 36	Pass	Zach Wright from Driphus Jackson	UTEP	26	Pass	Samuel Stewart from Driphus Jackson	UTSA
* 35	Pass	Samuel Stewart from Driphus Jackson	Wagner	26	KR	Samuel Stewart	Wagner
35	Pass	Dennis Parks from Driphus Jackson	Baylor	26	KR	Austin Walter	Southern Miss
34	Pass	Zach Wright from Driphus Jackson	Wagner	26	PR	Samuel Stewart	Wagner
34	Pass	Nate German from Driphus Jackson	Charlotte	* 26	Pass	Zach Wright from Driphus Jackson	UTSA
* 34	Rush	Darik Dillard	Army	26	KR	Austin Walter	Wagner
33	Pass	Nate German from Driphus Jackson	Louisiana Tech	26	KR	Austin Walter	Wagner
33	KR	Austin Walter	Southern Miss	25	Pass	Darik Dillard from Driphus Jackson	FAU
* 32	Rush	Austin Walter	Wagner	25	Pass	Darik Dillard from Driphus Jackson	North Texas
* 32	Pass	Zach Wright from Driphus Jackson	FAU	25	Pass	Connor Cella from Tyler Stehling	WKU
32	KR	Austin Walter	Baylor	25	Pass	Cole Hunt from Tyler Stehling	Texas
				24	Pass	Connor Cella from Tyler Stehling	WKU
				24	Pass	Connor Cella from Driphus Jackson	North Texas
				24	KR	Samuel Stewart	Louisiana Tech
				* 24	Pass	Dennis Parks from Driphus Jackson	Baylor
				23	Rush	Darik Dillard	Charlotte
				23	Pass	Zach Wright from Driphus Jackson	UTEP
				* 23	Pass	Luke Turner from Driphus Jackson	UTEP
				23	Rush	Austin Walter	Charlotte
				22	PR	VJ Banks	Charlotte
				22	Pass	Zach Wright from Driphus Jackson	Army
				22	KR	Austin Walter	WKU
				22	Pass	Dennis Parks from Driphus Jackson	Texas
				* 22	Rush	Samuel Stewart	Texas
				22	Pass	Nate German from Driphus Jackson	UTSA
				21	KR	Austin Walter	WKU
				* 21	Rush	Driphus Jackson	FAU
				21	Rush	Samuel Stewart	Wagner
				21	KR	Samuel Stewart	Louisiana Tech
				21	Pass	Zach Wright from Tyler Stehling	WKU
				21	Pass	Dennis Parks from Driphus Jackson	UTSA
				* 20	Pass	Nate German from Driphus Jackson	Southern Miss
				20	Pass	Dennis Parks from Driphus Jackson	North Texas
				20	KR	Austin Walter	UTSA
				20	KR	Austin Walter	Baylor
				20	Pass	Temi Alaka from Driphus Jackson	Baylor
				20	KR	Samuel Stewart	Louisiana Tech
				20	Rush	Darik Dillard	Army
				* touchdown scored on play			

LONG PLAYS BY THE NUMBERS

Long Plays by Yards	No.	TD
100+	0	0
90-99	0	0
80-89	0	0
70-79	1	0
60-69	2	1
50-59	3	1
40-49	4	1
30-39	24	6
20-29	44	6

20+ Yard Plays by Type	No.	TD
Rushing	13	6
Passing	42	9
Punt returns	2	0
Kick returns	20	0
Interceptions	1	0
Fumble returns	0	0
Other	0	0
TOTAL	78	15

25+ YARD PLAYS BY PLAYER

Player	No.	TD	R	P	KR	PR	IR	FR
Austin Walter	17	1	3	0	14	0	0	0
Zach Wright	10	4	0	10	0	0	0	0
Nate German	10	3	1	9	0	0	0	0
Samuel Stewart	10	2	2	2	5	1	0	0
Dennis Parks	9	1	0	9	0	0	0	0
Darik Dillard	5	1	3	2	0	0	0	0
Connor Cella	4	0	0	4	0	0	0	0
Driphus Jackson	3	2	3	0	0	0	0	0
Luke Turner	3	1	0	2	1	0	0	0
Temi Alaka	3	0	0	3	0	0	0	0
V.J. Banks	1	0	0	0	0	1	0	0
Cole Hunt	1	0	0	1	0	0	0	0
Jowan Davis	1	0	1	0	0	0	0	0
Zach Espinosa	1	0	0	0	0	0	1	0
TOTAL	78	15	13	42	20	2	1	0

LONGEST PLAYS OF THE YEAR

Rushing

66 Nate German vs Wagner (9/5/2015)

Rushing Touchdown

66 Nate German vs Wagner (9/5/2015)

Passing

60 Connor Cella from Driphus Jackson vs Florida Atlantic (10/10/2015)

Passing Touchdown

58 Nate German from Driphus Jackson vs UTSA (11/21/2015)

Punt Return

26 Samuel Stewart vs Wagner (9/5/2015)

Kick Return

74 Austin Walter vs Baylor (9/26/2015)

Interception Return

37 Zach Espinosa vs Wagner (9/5/2015)

Fumble Return

None

Punt

69 James Farrimond vs Louisiana Tech (10/30/2015)

Field Goal

45 Hayden Tobola vs UTSA (11/21/2015)

RICE SUPERLATIVES

INDIVIDUALS

Rushes	25	Samuel Stewart at Texas (Sep 12)
Yards Rushing	130	Samuel Stewart at Texas (Sep 12)
TD Rushes	2	Darik Dillard vs. Wagner (Sep 5) Luke Turner vs. Wagner (Sep 5) Samuel Stewart at Texas (Sep 12)
Long Rush	66	Nate German vs. Wagner (Sep 5)
Pass attempts	40	Driphus Jackson at UTSA (Nov 14)
Pass completions	29	Driphus Jackson at North Texas (Sep 19)
Yards Passing	373	Driphus Jackson at North Texas (Sep 19)
TD Passes	3	Driphus Jackson at North Texas (Sep 19) Driphus Jackson at Florida Atlantic (Oct 10)
Long Pass	60	Driphus Jackson at Florida Atlantic (Oct 10)
Receptions	8	Dennis Parks at Texas (Sep 12) Dennis Parks at North Texas (Sep 19) Zach Wright at Florida Atlantic (Oct 10)
Yards Receiving	163	Dennis Parks at North Texas (Sep 19)
TD Receptions	2	Dennis Parks at North Texas (Sep 19)
Long Reception	60	Connor Cella at Florida Atlantic (Oct 10)
Field Goals	2	Hayden Tobola vs. Charlotte (Nov 28)
Long Field Goal	45	Hayden Tobola at UTSA (Nov 14)
Punts	9	James Farrimond vs. Southern Miss (Nov 14)

Punting Avg	51.2	James Farrimond at UTEP (Nov 6)
Long Punt	69	James Farrimond vs. Louisiana Tech (Oct 30)
Punts inside 20	4	James Farrimond at UTEP (Nov 6)
Long Punt Return	26	Samuel Stewart vs. Wagner (Sep 5)
Long Kickoff Return	74	Austin Walter at Baylor (Sep 26)
Tackles	10	Alex Lyons vs. Army (Oct 24)
Sacks	2.0	Preston Gordon at Florida Atlantic (Oct 10)
Tackles For Loss	4.0	Brian Womac vs. Wagner (Sep 5)
Interceptions	1	Zach Espinosa vs. Wagner (Sep 5) Zach Espinosa at North Texas (Sep 19)

TEAM

Rushes	61	vs. Charlotte (Nov 28)
Yards Rushing	401	vs. Wagner (Sep 5)
Yards Per Rush	7.4	vs. Wagner (Sep 5)
TD Rushes	7	vs. Wagner (Sep 5)
Pass attempts	41	at UTSA (Nov 14)
Pass completions	29	at North Texas (Sep 19)
Yards Passing	373	at North Texas (Sep 19)
Yards Per Pass	16.4	at UTEP (Nov 6)
TD Passes	3	at North Texas (Sep 19) at Florida Atlantic (Oct 10)

Total Plays	96	at Texas (Sep 12)
Total Offense	562	at North Texas (Sep 19)
Yards Per Play	7.2	vs. Wagner (Sep 5)
Points	56	vs. Wagner (Sep 5)
Sacks By	4	at Florida Atlantic (Oct 10) at UTSA (Nov 14)
First Downs	30	at Texas (Sep 12)
Penalties	10	at Florida Atlantic (Oct 10)
Penalty Yards	88	at Florida Atlantic (Oct 10)
Turnovers	5	at Texas (Sep 12) vs. Western Kentucky (Oct 3)
Interceptions By	2	at UTSA (Nov 14)
Punts	9	vs. Southern Miss (Nov 14)
Punting Avg	51.2	at UTEP (Nov 6)
Long Punt	69	vs. Louisiana Tech (Oct 30)
Punts inside 20	4	at UTEP (Nov 6)
Long Punt Return	73	at Baylor (Sep 26)

OPPONENT SUPERLATIVES

INDIVIDUALS

Rushes	23	A.J. Schurr vs. Army (Oct 24)
Yards Rushing	163	Jarveon Williams at UTSA (Nov 14)
TD Rushes	2	D'Andre Ferby vs. Western Kentucky (Oct 3) Kenneth Dixon vs. Louisiana Tech (Oct 30) Jarveon Williams at UTSA (Nov 14)
Long Rush	78	Jarveon Williams at UTSA (Nov 14)
Pass attempts	38	Brandon Doughty vs. Western Kentucky (Oct 3)
Pass completions	28	Brandon Doughty vs. Western Kentucky (Oct 3)
Yards Passing	409	Brandon Doughty vs. Western Kentucky (Oct 3)
TD Passes	6	Seth Russell at Baylor (Sep 26)
Long Pass	94	Jaquez Johnson at Florida Atlantic (Oct 10)
Receptions	9	Hayden Plinke at UTEP (Nov 6)
Yards Receiving	193	Carlos Harris at North Texas (Sep 19)
TD Receptions	3	Corey Coleman at Baylor (Sep 26)
Long Reception	94	Kamrin Solomon at Florida Atlantic (Oct 10)
Field Goals	2	Greg Joseph at Florida Atlantic (Oct 10)
Long Field Goal	39	Stephen Brauchle vs. Southern Miss (Nov 14)
Punts	8	Bryan Rafano vs. Wagner (Sep 5)
Punting Avg	53.0	Jenson Stoshak at Florida Atlantic (Oct 10)
Long Punt	59	Michael Dickson, at Texas (Sep 12) Ryan Rickel at Florida Atlantic (Oct 10)
Punts inside 20	3	Four times

Long Punt Return	85	Daje Johnson, at Texas (Sep 12)
Long Kickoff Return	57	Carlos Henderson vs. Louisiana Tech (Oct 30)
Tackles	16	Kishawn McClain at North Texas (Sep 19) Azee Al-Shaair at Florida Atlantic (Oct 10)
Sacks	3.0	Jarrian Roberts at North Texas (Sep 19)
Tackles For Loss	5	Jarrian Roberts at North Texas (Sep 19)
Interceptions	1	Nine times

TEAM

Rushes	56	vs. Army (Oct 24)
Yards Rushing	427	at Baylor (Sep 26)
Yards Per Rush	8.1	at Baylor (Sep 26)
TD Rushes	3	at Baylor (Sep 26) vs. Western Kentucky (Oct 3) vs. Army West Point (Oct 24) at UTSA (Nov 21)
Pass attempts	39	vs. Western Kentucky (Oct 3)
Pass completions	29	vs. Western Kentucky (Oct 3)
Yards Passing	501	vs. Southern Miss (Nov 14)
Yards Per Pass	25.6	at Texas (Sep 12)
TD Passes	7	vs. Southern Miss (Nov 14)
Total Plays	78	at Baylor (Sep 26)
Total Offense	793	at Baylor (Sep 26)

Yards Per Play	10.2	at Baylor (Sep 26)
Points	70	at Baylor (Sep 26)
Sacks By	6	vs. Southern Miss (Nov 14)
First Downs	39	at Baylor (Sep 26)
Penalties	14	at Baylor (Sep 26)
Penalty Yards	145	at Baylor (Sep 26)
Turnovers	3	at North Texas (Sep 19)
Interceptions By	3	vs. Wagner (Sep 5)
Punts	8	vs. Wagner (Sep 5)
Punting Avg	45.4	at UTEP (Nov 6)
Long Punt	59	at Florida Atlantic (Oct 10)
Punts inside 20	3	Five Times
Long Punt Return	85	at Texas (Sep 12)

RICE OFFENSIVE STARTERS

Opponent	LT	LG	C	RG	RT	WR	WR	WR	TE	RB	QB
Wagner	Anderson	Martin	Stanley	Godber	Williams	Mayden	Alaka	Z Wright	Cella	Davis	Jackson
at Texas	Anderson	Patterson	Martin	Godber	Williams	Parks	Alaka	Z Wright	Cella	Dillard	Jackson
at North Texas	Anderson	Godber	Martin	Stanley	Reue	Parks	Alaka	Z Wright	Cella	Davis	Jackson
at Baylor	Anderson	Reue	Martin	Godber	Poehlmann	Parks	Mayden	Au. Walter	Cella	Stewart	Jackson
Western Kentucky	Anderson	Godber	Martin	Reue	Williams	Parks	Alaka	Z Wright	Cella	Davis	Jackson
at Florida Atlantic	Anderson	Godber	Reue	Martin	Williams	Parks	Alaka	Z Wright	Cella	Dillard	Jackson
Army	Anderson	Godber	Reue	Martin	Williams	Mayden	Alaka	Z Wright	Hunt	Dillard	Jackson
Louisiana Tech	Anderson	Godber	Reue	Martin	Williams	Au. Walter	Alaka	Z Wright	Cella	Davis	Jackson
at UTEP	Anderson	Godber	Reue	Martin	Williams	Parks	Alaka	Z Wright	Cella	Dillard	Jackson
Southern Miss	Anderson	Godber	Reue	Martin	Pierce	Parks	Alaka	Z Wright	Cella	Dillard	Jackson
at UTSA	Anderson	Godber	Reue	Martin	Williams	Parks	Smith	Z Wright	Turner	Dillard	Jackson
Charlotte	Anderson	Godber	Reue	Martin	Pierce	German	Smith	Au. Walter	Cella	Au. Walter	Jackson

RICE DEFENSIVE STARTERS

Opponent	DE	NT	DT	DE	SLB	WLB	CB	CB	KAT	SS	FS
Wagner	Schantz	Winship	Mouchantaf	Brown	Lyons	Elder	Banks	Pollard	White	Espinosa	Ibe
at Texas	Womac	Winship	Mouchantaf	Brown	Lyons	McGaskey	Banks	Pollard	Thompson	Espinosa	Ibe
at North Texas	Womac	Winship	Mouchantaf	Brown	Lyons	McGaskey	Banks	Pollard	White	Espinosa	Ibe
at Baylor	B Wright	Gordon	Mouchantaf	Brown	Lyons	McGaskey	Banks	Blasingame	Thompson	Espinosa	Ibe
Western Kentucky	B Wright	Mouchantaf	Gordon	Brown	Lyons	Ellerbee	Banks	Blasingame	Thompson	Espinosa	Ibe
at Florida Atlantic	B Wright	Winship	Gordon	Brown	Lyons	McGaskey	Banks	Blasingame	Thompson	Pollard	Ibe
Army	Womac	Winship	Gordon	Brown	Lyons	McGaskey	Banks	Blasingame	White	Pollard	Thomas
Louisiana Tech	Womac	Winship	Gordon	Brown	Lyons	McGaskey	Banks	Bickham	White	Pollard	Ibe
at UTEP	Womac	Winship	Gordon	Brown	Lyons	McGaskey	Banks	Bickham	White	Pollard	Ibe
Southern Miss	Padgett	Winship	Gordon	Brown	Lyons	Elder	Banks	Bickham	White	Espinosa	Pollard
at UTSA	Womac	Winship	Henessee	Brown	Lyons	McGaskey	Blasingame	Bickham	White	Pollard	Ibe
Charlotte	Womac	Winship	Mouchantaf	Brown	Lyons	McGaskey	Fuhrman	Bickham	Douglas	Pollard	Espinosa

STARTING WITH THE COIN TOSS

Opponent	Captain	Captain	Captain	Captain	Coin Toss	Kick/Receive	First Off. Possession	First Def. Possession	Jersey	Pants	Outcome
Wagner	Lyons	Jackson	Turner	Mouchantaf	Rice	Receive	Touchdown	Punt	Blue	White	W, 56-16
at Texas	Parks	Jackson	Reue	Mouchantaf	Rice	Receive	Punt	Touchdown	White	White	L, 42-28
at North Texas	Lyons	Jackson	Pollard	Reue	North Texas	Receive	Missed FG	Field Goal	White	Blue	W, 38-24
at Baylor	Lyons	Jackson	Reue	Mouchantaf	Rice	Receive	Field Goal	Touchdown	White	Blue	L, 70-17
Western Kentucky	Lyons	Jackson	Mouchantaf	Winship	WKU	Kick	Field Goal	Punt	Blue	White	L, 49-10
at Florida Atlantic	Lyons	Jackson	Elder	C. Williams	FAU	Receive	Touchdown	Touchdown	White	Blue	W, 27-26
Army	Lyons	Jackson	Espinosa	Reue	Rice	Receive	Touchdown	Fumble Recovery	Blue	Blue	W, 38-31
Louisiana Tech	Lyons	Jackson	Reue	Mouchantaf	La. Tech	Kick	Punt	Touchdown	Blue	Blue	L, 42-17
at UTEP	Lyons	Jackson	Reue	Mouchantaf	Rice	Receive	Punt	Punt	White	Blue	L, 24-21
Southern Miss	Lyons	Jackson	Reue	Mouchantaf	Rice	Receive	Punt	Punt	Blue	Blue	L 65-10
at UTSA	Lyons	Jackson	Reue	Mouchantaf	UTSA	Kick	Field Goal	Punt	White	Blue	L, 34-24
Charlotte	Lyons	Jackson	Reue	Mouchantaf	Charlotte	Receive	Missed FG	Punt	Blue	White	W, 27-7

RICE 56, WAGNER 16

SEPT. 5, 2015 • RICE STADIUM • HOUSTON, TEXAS

Darik Dillard and Luke Turner each ran for a pair of scores as the Rice Owls weathered a pair of lightning delays during warmups to open a season in victorious fashion for the first time since 2008, downing Wagner 56-16.

Driphus Jackson, Austin Walter and Nate German added touchdowns on the ground, while Jackson connected with Sam Stewart on a 35-yard scoring pass to lead the Owls to their highest point total in any game since they scored 62 against East Carolina in 2010 and their most in a home opener since they thrashed SMU 56-27 in 2008. Rice totaled 543 yards, including 401 on ground as they wore down their visitors from New York.

Opening at home for the first time since 2012 when they lost to UCLA, the Owls saw the start of the season delayed by more than an hour due a pair of stoppages during warmups because of lightning in the area.

It was the first time Rice had seen a home game delayed since 2007 when David Bailiff's debut as the Owls head coach was twice stopped by strong storms. Ironically that game was the last vs. an FCS school before Saturday's meeting with Wagner, but unlike that stormy night which saw the Owls fall to Nicholls State, Bailiff's 2015 squad shook off the inconvenience and quickly took control of the game.

Rice marched to scores in five of six first half possessions, piling up 338 yards in the first half. Dillard scored on a pair of runs, his second capping a 16-play, 93-yard drive, while Turner and Jackson added rushing scores of their own.

Senior safety Zach Espinosa, making his first career start after 39 games as a reserve, set up the final score of the half with an interception which led one play later to Jackson's TD toss to Stewart.

After a sluggish third quarter that saw Rice gain only 35 yards, the Owls exploded for nearly 200 in the final stanza, highlighted by Nate German's 66-yard touchdown run. Redshirt freshman Austin Walter capped the day's scoring with a 32-yard run to give him 107 yards on the ground in his collegiate debut.

In addition to picking up the win, the game also allowed a total of 71 players to see action, 26 of them for the first time in their careers.

The win was the Owls fifth straight at Rice Stadium and their 13th in the last 14 home games. Overall, Rice has won 23 of its last 32 games since October of 2012.

SCORING SUMMARY					TEAM STATISTICS			INDIVIDUAL STATISTICAL LEADERS															
					WAGNER		RICE																
					1	2	3	4	F	FIRST DOWNS		13	28	RUSHING		ATT	YDS	TD	RECEIVING		REC	YDS	TD
														WAGNER					WAGNER				
Wagner Seahawks					3	0	6	7	16	Rushing		4	21	Otis Wright		12	51	0	Andre Yevchinez		4	52	1
Rice Owls					14	21	7	14	56	Passing		7	6	Matthias McKinnon		8	29	0	Lloyd Smith		2	98	1
										Penalty		2	1	Chris Andrews		8	10	0	Ralph Greene		2	20	0
SCORING SUMMARY										Rushing Attempts		37	54						Ryan Owens		1	20	0
1st	11:15	RICE	Dillard 11-yd run (Fox kick)							Yds Gained Rushing		129	428	RICE									
	6:27	RICE	Turner 3-yd run (Fox kick)							Yds Lost Rushing		43	27	Austin Walter		12	107	1	RICE				
	1:43	WAGNER	Maley 21-yd field goal							NET YDS RUSHING		86	401	Darik Dillard		15	93	2	Lance Wright		5	38	0
2nd	7:06	RICE	Dillard 16-yd run (Tobola kick)							NET YDS PASSING		199	142	Driphus Jackson		13	79	1	Zach Wright		2	51	0
	3:05	RICE	Jackson 43-yd run (Tobola kick)							Comp-Att-Int		10-22-1	12-21-1	Nate German		3	74	1	James Mayden		2	18	0
	0:56	RICE	Stewart 35-yd pass from Jackson (Tobola kick)							TOTAL PLAYS-YDS		59-285	75-543						Samuel Stewart		1	35	1
3rd	9:18	WAGNER	Yevchinez 34-yd pass from Andrews (Maley kicked blocked)							Fumbles-Lost		2-1	3-1	PASSING		C-A-I	YDS	TD	LEADING TACKLERS				
	5:08	RICE	Turner 2-yd run (Fox kick)							Penalties-Yards		4-50	4-49	WAGNER					WAGNER				
4th	11:33	RICE	German 66-yd run (Fox kick)							Punts-Avg		8-38.9	4-35.8	Chris Andrews		5-13-1	72	1	Bruce Brittingham 6-1-6.5				
	2:27	RICE	Walter 32-yd run (Fox kick)							Punt Ret-Yds-TD		1-14-0	3-32-0	Alex Thomson		5-9-0	127	1	Jarrid Williams 6-1-6.5				
	1:07	WAGNER	Smith 50-yd pass from Thomson (Maley kick)							KO Ret-Yds-TD		6-151-0	4-111-0						Kemani Howard 3-3-4.5				
										INT Ret-Yds-TD		1-10-0	1-37-0	RICE									
										Possession Time		29:06	30:54	Driphus Jackson		10-19-1	123	1	RICE				
										Third Down Conv		2 of 12	11 of 15	Luke Turner		1-1-0	8	0	Alex Lyons 4-3-5.5				
										Fourth Down Conv		0 of 0	0 of 0	Nate German		1-1-0	11	0	J.P. Thomson 4-2-5				
										Red Zone Scores-Att		1-2	4-4						Graysen Schantz 4-1-4.5				
										Sacks-Yds		4-22	2-22										
										Field Goals		1-2	0-0										

TEXAS 42, RICE 28

SEPT. 12, 2015 • DARRELL K ROYAL-TEXAS MEMORIAL STADIUM • AUSTIN, TEXAS

Samuel Stewart's career day was not enough, as Rice fell to Texas, 42-28, Saturday night in Austin.

Stewart rushed 25 times for 130 yards. It was his first career 100-yard rushing game. Stewart came in to the game with just one career rush.

On his first touchdown, Stewart kept his legs going when tackled by freshman John Bonney, rolling over the defensive back without ever touching the ground. Stewart victimized Bonney again by leaping over him at the goal line.

Rice was driving for another score late in the half before

Dylan Haines stepped in front of a Driphus Jackson pass for an interception at the goal line.

Texas scored the first 21 points of the game. However, Rice came back with two touchdowns in the second quarter to trail by just seven points at halftime.

On the first play of the second half, Heard connected with John Burt for a 69-yard touchdown pass. The Longhorns scored twice more to put the game out of reach.

SCORING SUMMARY				TEAM STATISTICS			INDIVIDUAL STATISTICAL LEADERS												
				1	2	3	4	F	FIRST DOWNS	RICE	UT	RUSHING	ATT	YDS	TD	RECEIVING	REC	YDS	TD
												RICE				RICE			
Rice Owls				0	14	0	14	28	Rushing	15	7	Samuel Stewart	25	130	2	Dennis Parks	7	77	0
Texas Longhorns				21	0	21	0	42	Passing	14	4	Darik Dillard	11	53	0	Darik Dillard	3	38	0
SCORING SUMMARY									Penalty	1	0	Austin Walter	7	31	0	Luke Turner	2	32	1
1st	9:29	UT	A. Foreman 32-yd pass from Heard (Rose kick)						Rushing Attempts	58	28	TEXAS							
	6:43	UT	Johnson 85-yd punt return (Rose kick)						Yds Gained Rushing	262	166	Jerrold Heard	10	96	0	ARMANTI FOREMAN			
	3:22	UT	Gray 1-yd run (Rose kick)						Yds Lost Rushing	34	17	D'Onta Foreman	6	23	1	John Burt	1	69	1
2nd	11:23	RICE	Stewart 22-yd run (Fox kick)						NET YDS RUSHING	228	149	Johnathan Gray	9	17	1	Johnathan Gray	1	8	0
	2:27	RICE	Stewart 16-yd run (Fox kick)						NET YDS PASSING	234	128	PASSING			C-A-I	YDS	TD		
3rd	14:37	UT	Burt 69-yd pass from Heard (Rose kick)						Comp-Att-Int	23-38-3	5-10-0	Driphus Jackson	16-29-2	139	1	Caleb Bluiett	1	8	0
	8:14	UT	Jefferson 26-yd fumble return (Rose kick)						TOTAL PLAYS-YDS	96-462	38-277	RICE							
	1:05	UT	D. Foreman 2-yd run (Rose kick)						Fumbles-Lost	2-2	1-1	Tyler Stehling	7-8-1	95	1	Derek Brown 4-0-4			
4th	6:41	RICE	Alaka 4-yd pass from Jackson (Tobola kick)						Penalties-Yards	6-55	4-42	TEXAS							
	0:36	RICE	Turner 14-yd pass from Stehling (Tobola kick)						Punts-Avg	5-39.8	5-36.6	Jerrold Heard	4-7-0	120	2	V.J. Banks 4-0-4			
									Punt Ret-Yds-TD	0-0-0	4-175-1	Tyrone Swoopes	1-3-0	8	0	Alex Lyon 3-0-3			
									KO Ret-Yds-TD	1-46-0	2-60-0								
									INT Ret-Yds-TD	0-0-0	3-66-0								
									Possession Time	44:02	15:58								
									Third Down Conv	14 of 21	3 of 8								
									Fourth Down Conv	1 of 1	0 of 0								
									Red Zone Scores-Att	3-3	2-2								
									Sacks-Yds	1-3	2-23								
									Field Goals	0-0	0-0								

RICE 38, NORTH TEXAS 24

SEPT. 19, 2015 • APOGEE STADIUM • DENTON, TEXAS

Driphus Jackson and Dennis Parks produced career days and the Rice defense forced three key turnovers that resulted in 17 points as the Owls opened their 2015 Conference USA slate with a 38-24 win over North Texas at Apogee Stadium in Denton Texas on Saturday.

Jackson set career highs from completions (29) and yardage (373) with Parks responsible for eight of the completions for a career-high 163 yards and two touchdowns as the Owls stormed back from an 10-7 deficit in the second quarter to present head coach David Bailiff with his 50th career win at Rice.

After the Mean Green took a 10-7 lead early in the second quarter, Jackson responded to lead the Owls 75 yards in six plays to retake the lead on a 30-yard scoring strike to Zach Wright.

North Texas appeared to be threatening to move back in front later in the quarter as running back Willy Ivery broke loose for a 20 yard gain to the Rice 33, but Destri White knocked the ball free and Emamuel Ellerbee recovered his second of two fumbles on the day to end the threat with 1:37 left in the half.

Jackson was unwilling to run out the final moments of the

half, hitting Parks for a gain of 43 and Luke Turner for 27 more to set up Jack Fox's first career field goal to push the margin to 17-10 at the half.

The turnover binge continued on North Texas' first possession of the third quarter as Zach Espinosa made a diving grab of an overthrown Andrew McNulty pass at the Rice 44. After a short run on first down by Austin Walter, Jackson hit Parks on a deep pass over the middle for a 54-yard gain to the UNT 8. Two plays later, Samuel Stewart slammed into the end zone to up the Owl lead to 24-10

After a three and out, Jackson and the offense were back on the attack. He hit Connor Cella for 24 yards and Darik Dillard for 25 to set up a five yard run by Luke Turner to extend the lead to 31-10.

A second straight three and out and an 18-yard punt gave the Owls the ball back at the Mean Green 43. Stewart converted a fourth down run to keep the drive alive and Jowan Davis followed by gaining 21 yards on the next two carries to move the ball to the UNT 21. Four plays later, Jackson found Parks in the back of the end zone for a nine-yard score to cap a 21-point

explosion and seemingly put the game out of reach, but true Bailiff's words, UNT as not ready to concede anything.

McNulty needed just six plays to navigate 67 yards at the end of the third quarter to cut the lead to 38-17. The Owls appeared to be in position to answer that score with one of their own, but Turner was stopped on fourth down at the Mean Green seven and on the first play after the stop, Carlos Harris stunned the Owls and breathed life into the remaining crowd with a 93-yard touchdown reception.

But the Rice defense stiffened in the final 7:42, quelling the Mean Green's last threat when a McNulty pass fell incomplete on fourth down at the Rice 43.

Davis, who was making his first appearance after being injured early in the opener against Wagner, finished with 102 yards on the day, the fifth time in his career he has topped 100 yards in a game. It marked the third time in as many games the Owls have had a 100-yard rusher this season, joining Walter (Wagner) and Steward (Texas) and the first time since 2004 that three different players have topped 100 yards rushing in consecutive games.

SCORING SUMMARY							TEAM STATISTICS					INDIVIDUAL STATISTICAL LEADERS							
			1	2	3	4	F	FIRST DOWNS	RICE	NT	RUSHING	ATT	YDS	TD	RECEIVING	REC	YDS	TD	
			0	17	21	0	38		28	20	RICE				RICE				
Rice Owls			0	17	21	0	38	Rushing	12	6	Jowan Davis	21	102	0	Dennis Parks	8	163	2	
North Texas Mean Green			3	7	7	7	24	Passing	15	13	Samuel Stewart	12	48	1	Connor Cella	5	55	0	
SCORING SUMMARY																			
1st	2:18	NT	Moore 23-yd field goal					Rushing Attempts	51	27	NORTH TEXAS				NORTH TEXAS				
2nd	11:35	RICE	Parks 13-yd pass from Jackson (Fox kick)					Yds Gained Rushing	211	188	Antoinne Jimmerson	13	94	0	Carlos Harris	8	193	2	
	9:59	NT	Harris 33-yd pass from McNulty (Moore kick)					Yds Lost Rushing	22	13	Willy Ivery	5	47	0	Chris Loving	5	67	0	
	7:41	RICE	Z. Wright 30-yd pass from Jackson (Fox kick)					NET YDS RUSHING	189	175	Andrew McNulty	6	26	0	Marcus Smith	3	27	0	
	0:00	RICE	Fox 20-yd field goal					NET YDS PASSING	373	303	PASSING			C-A-I	YDS	TD	LEADING TACKLERS		
3rd	11:33	RICE	Stewart 5-yd run (Fox kick)					Comp-Att-Int	29-39-0	19-35-1	RICE				RICE				
	6:55	RICE	Turner 5-yd run (Fox kick)					TOTAL PLAYS-YDS	90-562	62-478	Driphus Jackson	29-39-0	373	3	J.T. Ibe 6-3-9				
	2:01	RICE	Parks 9-yd pass from Jackson (Fox kick)					Fumbles-Lost	0-0	3-2	NORTH TEXAS				Tabari McGaskey 3-2-5				
	0:00	NT	Ezzard 5-yd run (Moore kick)					Penalties-Yards	7-60	4-45	Andrew McNulty	19-35-1	303	2	J.P. Thompson 3-2-5				
4th	7:42	NT	Harris 93-yd pass from McNulty (Moore kick)					Punts-Avg	3-40.7	2-34.5					NORTH TEXAS				
								Punt Ret-Yds-TD	0-0-0	1-(-2)-0					Kishawn McClain 14-2-16				
								KO Ret-Yds-TD	1-29-0	4-112-0					James Gray 8-4-12				
								INT Ret-Yds-TD	1-0-0	0-0-0					Blake Bean 6-6-12				
								Possession Time	41:50	18:10									
								Third Down Conv	12 of 19	8 of 13									
								Fourth Down Conv	1 of 2	0 of 1									
								Red Zone Scores-Att	5-7	2-2									
								Sacks-Yds	2-11	4-16									
								Field Goals	1-2	1-2									

BAYLOR 70, RICE 17

SEPT. 26, 2015 • MCLANE STADIUM • WACO, TEXAS

Seth Russell threw a school-record six touchdown passes as the fourth-ranked Baylor Bears extended the nation's longest current home winning streak to 18 games, downing Rice 70-17 at McLane Stadium.

The Owls came into the game hoping to make a memorable debut in the Bears' sparkling new home along the Brazos River, but after taking an early 3-0 lead, they could not hold off Baylor's high-octane attack, which piled up 793 yards, the most ever allowed by the Owls in a game.

Rice opened the game on offense for the fourth time in as many games this year and for the first time since the opener against Wagner, the Owls took advantage of the opportunity to score the first points of the day.

Driphus Jackson's 35-yard completion to Dennis Parks highlighted a 60 yard march that ended at the

Bears' 13 when walk-on kicker Hayden Tobola successfully converted his first career field goal attempt from 37 yards out.

Baylor responded with touchdowns on its first two possessions, but the Owls responded after the second score in lighting fashion.

Freshman Austin Walter darted and spun his way to a 74-yard kickoff return, and Jackson and Parks hooked up on a 24-yard touchdown pass on the first play from scrimmage. The touchdown catch was Park's third of the year and the eighth of his career.

But the Bear offensive attack could not be stopped, as the home team scored three times in each of the first three quarters on their way to tally the most points ever in the 80 meetings between the two old Southwest Conference rivals.

Rice's opened the scoring in the second half as

well as Darik Dillard sliced his way into the end zone five plays J.P. Thompson stripped the ball free from Baylor's KD Cannon and Alex Lyons recovered at the Bears' 24.

Jackson was 10-of-17 for 115 yards and a touchdown. Temi Alaka set career-highs of five receptions for 70 yards to lead the Owls. Destri White led the defense with a career-high eight tackles.

SCORING SUMMARY					TEAM STATISTICS			INDIVIDUAL STATISTICAL LEADERS												
						RICE	BU													
					1	2	3	4	F	FIRST DOWNS	20	39	RUSHING	ATT	YDS	TD	RECEIVING	REC	YDS	TD
													RICE				RICE			
Rice Owls					10	0	7	0	17	Rushing	8	23	Jowan Davis	12	32	0	Temi Alaka	5	70	0
Baylor Bears					21	21	21	7	70	Passing	6	15	Darik Dillard	7	28	1	Dennis Parks	3	63	1
										Penalty	6	1	Samuel Stewart	8	23	0	James Mayden	2	3	0
SCORING SUMMARY										Rushing Attempts	45	53					BAYLOR			
1st	11:13	RICE	Tobola 37-yd field goal							Yds Gained Rushing	151	432	Shock Linwood	16	158	1	Corey Coleman	6	100	3
	9:13	BU	Cannon 26-yd pass from Russell (Callahan kick)							Yds Lost Rushing	57	5	Terence Williams	19	111	1	Quan Jones	3	34	0
	6:41	BU	Lee 57-yd pass from Russell (Callahan kick)							NET YDS RUSHING	94	427	Johnny Jefferson	9	86	1	Jay Lee	2	74	1
	6:20	RICE	Parks 24-yd pass from Jackson (Tobola kick)							NET YDS PASSING	152	366					BAYLOR			
	3:41	BU	Coleman 16-yd pass from Russell (Callahan kick)							Comp-Att-Int	11-21-0	19-25-0					BAYLOR			
2nd	13:12	BU	Linwood 11-yd run (Callahan kick)							TOTAL PLAYS-YDS	66-246	78-793	PASSING	C-A-I	YDS	TD	LEADING TACKLERS			
	6:48	BU	Coleman 35-yd pass from Russell (Callahan kick)							Fumbles-Lost	3-2	1-1	RICE				RICE			
	2:49	BU	Coleman 32-yd pass from Russell (Callahan kick)							Penalties-Yards	9-70	14-145	Driphus Jackson	10-17-0	115	1	Destri White	8-0-8		
3rd	12:15	RICE	Dillard 5-yd run (Tobola kick)							Punts-Avg	7-40.6	1-39.0	Tyler Stehling	1-4-0	37	0	Alex Lyons	5-2-7		
	11:32	BU	Jefferson 9-yd run (Callahan kick)							Punt Ret-Yds-TD	0-0-0	2-14-0					Emmanuel Ellerbee	5-1-6		
	8:36	BU	Hawthorne 22-yd pass from Russell (Callahan kick)							KO Ret-Yds-TD	4-140-0	1-18-0	BAYLOR				BAYLOR			
	1:12	BU	Zamora 8-yd pass from Stidham (Callahan kick)							INT Ret-Yds-TD	1-0-0	0-0-0	Seth Russell	12-16-0	277	6	Chance Waz	6-2-8		
4th	2:24	BU	Williams 7-yd run (Callahan kick)							Possession Time	34:18	25:42	Jarrett Stidham	7-9-0	89	1	Grant Campbell	5-2-7		
										Third Down Conv	4 of 13	8 of 11					Orion Stewart	5-1-6		
										Fourth Down Conv	0 of 0	1 of 2					Travon Blanchard	4-2-6		
										Red Zone Scores-Att	2-3	5-6								
										Sacks-Yds	0-0	5-35								
										Field Goals	1-2	0-0								

WESTERN KENTUCKY 49, RICE 10

OCT. 3, 2015 • RICE STADIUM • HOUSTON, TEXAS

Brandon Doughty threw for 409 yards and four touchdowns and C-USA preseason favorite Western Kentucky looked every bit the part in a 49-10 win at Rice Stadium in front of a crowd of 20,124.

The first-ever meeting between the two schools in football was also a meeting of the early 2015 leaders in C-USA's divisions and the Hilltoppers took control early, scoring three times in the first and twice more in the second to take 35-10 lead at halftime.

The Owls, who came into the game as the conference's top rushing unit at 225 yards per game, were held to just 85 on the ground against a unit that was giving up just under 200 per game. The offense was also stymied by six turnovers, their highest total since they turned the ball over seven times vs. UTEP in 2007.

Those six turnovers resulted in 21 points, including a pair of scores in the first half.

After forcing a three and out on Western's first possession, Rice drove 50 yards to take the early lead on a 27-yard field goal by walk-on freshman Hayden Tobola. But the Owls' lone lead of the day lasted just 39 seconds as Doughty led WKU 75 yard on three plays, the last a 10-yard scoring strike to Taywan Taylor.

They followed that with an 84-yard scoring drive to go up 14-3 and then took advantage of Rice fumble to strike quickly to increase the lead to 21-3.

Tyler Stehling came on in relief of Driphus Jackson after the senior tossed an interception in the second quarter and the junior from Spring sparked a 74 yard scoring drive that was capped off when Luke Turner bulled his way in from the three on fourth down to close to 28-10.

Jackson was 5-10 for 87 yards and one interception in the first half. Stehling finished with career-bests by completing 11 of 19 for 150 yards and one interception.

Bailiff said the move was made to try and put a spark into the Owls, but Jackson's status as the starter was not in jeopardy.

Sam Stewart led the Owls with a game-high 60 yards rushing on 11 carries while Dennis Parks and Temi Alaka each had four receptions.

Neither team scored in the third quarter and the Hilltoppers added a pair of late touchdowns, one of them set up by the Owls' final turnover of the game.

Head Coach David Bailiff stressed to the team after the game that their destiny remains in their own hands and they have the opportunity to create a potential rematch with WKU in the C-USA Championship game. But he also noted that after the results of the past two weeks, there may be some alterations to the Owls approach as they prepare for a road contest with FAU next Saturday in Boca Raton, Florida.

SCORING SUMMARY						TEAM STATISTICS			INDIVIDUAL STATISTICAL LEADERS															
						WKU		RICE																
						FIRST DOWNS		24	15	RUSHING		ATT	YDS	TD	RECEIVING		REC	YDS	TD					
						WESTERN KENTUCKY				WESTERN KENTUCKY					WESTERN KENTUCKY									
Western Kentucky Hilltoppers						21	14	0	14	49	Rushing		4	4	D'Andre Ferby		19	58	2	Jared Dangerfield		8	95	1
Rice Owls						3	7	0	0	10	Passing		16	10	Anthony Wales		3	9	0	Taywon Taylor		6	84	1
						Penalty		4	1	Will Bush		1	9	0	Nicholas Norris		3	79	0					
SCORING SUMMARY						Rushing Attempts		32	34	RICE					RICE									
1st	12:47	RICE	Tobola 27-yd field goal			Yds Gained Rushing		90	121	Samuel Stewart		11	60	0	Dennis Parks		4	67	0					
	12:08	WKU	Taylor 10-yd pass from Doughty (Schwettman kick)			Yds Lost Rushing		10	36	Jowan Davis		3	21	0	Temi Alaka		4	25	0					
	6:48	WKU	Dangerfield 39-yd pass from Doughty (Schwettman kick)			NET YDS RUSHING		80	85	Darik Dillard		10	21	0	Zach Wright		3	62	0					
	5:00	WKU	Grant 45-yd pass from Doughty (Schwettman kick)			NET YDS PASSING		424	237	PASSING		C-A-I	YDS	TD	LEADING TACKLERS									
2nd	11:00	WKU	Higbee 30-yd pass from Doughty (Schwettman kick)			Comp-Att-Int		29-39-0	16-30-2	WESTERN KENTUCKY					WESTERN KENTUCKY									
	4:38	RICE	Turner 3-yd run (Tobola kick)			TOTAL PLAYS-YDS		71-504	64-322	Brandon Doughty		28-38-0	409	4	Branden Leston 6-1-7									
	2:51	WKU	Ferby 2-yd run (Schwettman kick)			Fumbles-Lost		0-0	4-3	Nelson Fishback		1-1-0	15	0	Nick Holt 5-2-7									
4th	14:12	WKU	Ferby 1-yd run (Schwettman kick)			Penalties-Yards		3-20	8-70	RICE					T.J. McCollum 4-3-7									
	8:22	WKU	Warr 1-yd run (Schwettman kick)			Punts-Avg		6-41.8	7-43.0	Tyler Stehling		11-19-1	150	0	J.T. Ibe 5-2-7									
						Punt Ret-Yds-TD		1-12-0	4-13-0	Driphus Jackson		5-10-1	87	0	Preston Gordon 5-1-6									
						KO Ret-Yds-TD		2-41-0	7-115-0						Derek Brown 5-0-5									
						INT Ret-Yds-TD		2-0-0	0-0-0															
						Possession Time		32:03	27:57															
						Third Down Conv		5 of 11	4 of 15															
						Fourth Down Conv		0 of 0	1 of 1															
						Red Zone Scores-Att		4-4	2-2															
						Sacks-Yds		3-19	0-0															
						Field Goals		0-0	1-1															

RICE 27, FLORIDA ATLANTIC 26 OCT. 10, 2015 • FAU STADIUM • BOCA RATON, FLA.

Driphus Jackson connected with Darik Dillard on a 14-yard touchdown with 2:07 left to cap a furious comeback after a lengthy weather delay and hand the Rice Owls a 27-26 win over Florida Atlantic at FAU Stadium. Rice scored twice in the final 7:21 while outgaining FAU 227 yard to 57 in the final quarter to fashion its first double-digit comeback in the fourth quarter since 2009. The win evened Rice's record to 3-3 overall and 2-1 in Conference USA heading into an off week. FAU fell to 1-4 overall and 1-1 in the conference.

Jackson gained 164 of his 311 yards of total offense over the game's final 13 minutes, passing for 129 and rushing for another 35 while allowing the Rice Owls to overcome a 12-point deficit, their largest fourth-quarter comeback since 2009. He threw for three scores on the day to move past Tommy Kramer and Randy Hertel into third on the Rice career list with 39 touchdown passes. Dillard topped 100 yards rushing for the first time this year and added a career-high 44 yards receiving. The touchdown reception was his first this year and is 20th career touchdown (17 rushing, 3 receiving).

After taking an 14-7 lead in the first quarter, Rice found itself in danger of dropping a third straight game and the fourth in the last five after FAU took scored early in the fourth quarter on a nine-yard run by Trey Rodriguez as a heavy rain shower hit stadium.

The teams were sent to their locker rooms before FAU could extend its 26-14 lead with the extra point to wait out what became a 90 minute delay. Rice had piled up 252 yards and ran 46 plays in the first half, but after being held to just eight yards on 10 plays in the third quarter as FAU surged to its lead, head coach David Bailiff said his team used the delay to great advantage.

Play resumed with a Florida Atlantic failed two-point conversion, keeping the deficit at 12 points. Jackson marched the Owls 43 yards to the FAU 32, but the drive stalled and Rice turned the ball over on downs with only 9:44 on the clock.

Rice's defense, which had been pierced by FAU's Jaquez Johnson for 334 yards in the first three quarters, forced their only three-and-out of the game to put the ball back in Jackson's hands.

Starting from his own nine, Jackson missed on his first two throws but FAU was called for holding on a third down incomplection to give Rice new life at its 19. Jackson took advantage of the second chance, finding Connor Cella along the Rice sideline and the junior from Katy broke free for a career-long 60-yard gain to the FAU 21. After an incomplection on first down, Jackson saw an opening and burst up the middle to score and cut the lead to 26-21.

The drive covered 91 yards in just 41 seconds, leaving Rice

7:21 to complete the comeback and the defense obliged by blunting FAU's next effort at the FAU 38.

Jackson took over at the Rice 17 with 4:51 to go and promptly hit Dillard for a gain of 25 on a spectacular catch in front of the FAU bench. Three carries by Dillard accounted for 28 more yards to take the ball to the FAU 30.

Four plays later Jowan Davis appeared to score from four yards out, but Rice was flagged for holding to push the ball back to the 14. But not even a 10 yard setback could stall the Rice momentum as Jackson found Dillard for the score to put Rice back in front with 2:07 left.

Rice failed on a two-point try of its own and after a Jack Fox touchback, FAU began one final dive at its 25. Johnson connected on a 29-yard pass play on first down to move to the Rice 41 but a third down pass was broken up by true freshman Justin Bickham and Johnson was sacked by Alex Lyons and Preston Gordon on fourth down to seal the victory.

Lyons led the defense with nine tackles, Gordon was credited with 1.5 sacks, the first of his career, while Bickham was credited with breaking up three passes.

SCORING SUMMARY				TEAM STATISTICS			INDIVIDUAL STATISTICAL LEADERS														
				RICE	FAU		RUSHING	ATT	YDS	TD	RECEIVING	REC	YDS	TD							
				1	2	3	4	F	FIRST DOWNS	29	19	RICE									
Rice Owls				14	0	0	13	27	Rushing	15	5	Darik Dillard	23	106	0	Zach Wright	8	77	1		
Florida Atlantic Owls				7	7	6	6	26	Passing	13	9	Jowan Davis	9	43	0	Nate German	4	61	0		
SCORING SUMMARY																					
1st	10:51	RICE	Z. Wright 32-yd pass from Jackson (Tobola kick)			Rushing Attempts			50	32	FLORIDA ATLANTIC			FLORIDA ATLANTIC							
	6:01	FAU	Woods 11-yd pass from Johnson (Joseph kick)			Yds Gained Rushing			230	163											
	1:30	RICE	Cella 6-yd pass from Jackson (Tobola kick)			Yds Lost Rushing			27	21	Greg Howell			14	63	1	Henry Bussey	3	50	0	
2nd	5:56	FAU	Solomon 94-yd pass from Johnson (Joseph kick)			NET YDS RUSHING			203	142	Marcus Clark			3	48	0	Trey Rodriguez	3	24	0	
3rd	8:45	FAU	Joseph 27-yd field goal			NET YDS PASSING			284	249	Trey Rodriguez			5	33	1	Kamrin Solomon	2	110	1	
	1:23	FAU	Josehp 20-yd field goal			Comp-Att-Int			22-35-0	15-29-0											
4th	13:50	FAU	Rodriguez 9-yd run (Driskel pass failed)			TOTAL PLAYS-YDS			85-487	61-391	PASSING			C-A-I	YDS	TD	LEADING TACKLERS				
	7:21	RICE	Jackson 21-yd run (Tobola kick)			Fumbles-Lost			2-1	0-0	RICE						RICE				
	2:07	RICE	Dillard 14-yd pass from Jackson (Jackson pass failed)			Penalties-Yards			10-88	5-50	Driphus Jackson			22-34-1	284	3	Alex Lyons 4-5-9				
						Punts-Avg			2-48.0	4-36.8	Nate German			0-1-0	0	0	Tabari McGaskey 3-3-6				
						Punt Ret-Yds-TD			2-17-0	1-3-0							J.T. Blasingame 4-1-5				
						KO Ret-Yds-TD			1-6-0	1-20-0	FLORIDA ATLANTIC						Brian Womac 3-2-5				
						INT Ret-Yds-TD			2-0-0	0-0-0	Jaquez Johnson			15-29-0	249	2					
						Possession Time			35:29	24:31							FLORIDA ATLANTIC				
						Third Down Conv			8 of 15	6 of 14							Azee Al-Shaair 11-5-16				
						Fourth Down Conv			0 of 1	0 of 1							Lester Thomas 4-5-9				
						Red Zone Scores-Att			2-4	4-4							Nate Ozdemir 4-4-8				
						Sacks-Yds			4-20	4-26											
						Field Goals			0-2	2-2											

RICE 38, ARMY WEST POINT 31

OCT. 24, 2015 • RICE STADIUM • HOUSTON, TEXAS

Zach Wright should find a banquet to attend every night before a Rice Football game.

After attending the ceremony in which his mother was inducted into the Rice Athletics Hall of Fame on Friday night, the junior wide receiver from The Woodlands provided the kind of ending to his mother's special weekend that no screen writer would dare to concoct.

In a driving rain that signaled the arrival of the remnants of Hurricane Patricia to Houston, Wright gathered in a wobbling delivery from quarterback Driphus Jackson to cap a frantic 75-yard drive in the final two minutes to give Rice a 38-31 win over Army West Point.

Rice won its second straight in its final non-conference game of the year to improve to 4-3 on the season. Army fell to 2-6, with five of those six losses coming by a combined 23 points.

Holly Jones-Wright was introduced to the crowd of 24,490 along with her fellow honorees near the end of the first quarter as the Owls held a 14-0 lead, the second touchdown coming on a short run after Zach was stopped

at the goal line after a 22-yard reception.

As she settled back into her seat for the rest of the game, she saw Army trade scores with Rice over the next two quarters before tying the game up with 10 points late in the fourth quarter, setting up her son's game-winning heroics.

Jackson's game winning toss to Wright completed a day in which he completed 20 of 30 passes for 267 yards and two scores, and erased the sting of a fumble on the previous series on the Rice 10 which put the Black Knights in prime position to grab the lead with just over four minutes left in the game.

Linebacker Alex Lyons, who finished with a season-high 10 tackles, personally stalled the scoring threat, having a hand in all three tackles to force a 19-yard field goal from Daniel Grochowski which knotted the game at 31-31 with 2:13 remaining.

Taking over at his 25, Jackson found Temi Alaka up the west sideline for a gain of 17. Two plays later, he converted a crucial third down by hitting Luke Turner for 11

over the middle. Darik Dillard followed with runs of 20 and 12 to reach the Army 12 and forcing a Black Knight time out.

As the rain that had been a steady presence throughout the day began to pound Rice Stadium, Jackson brought the Owls to the line of scrimmage and saw an opportunity.

Rice head coach David Bailiff praised Jackson for shaking off the earlier fumble and leading the Owls to the winning score.

Dillard led the Owls in rushing for the second consecutive week, finishing the day with 89 yards on 10 carries. He also shared a flair for celebrating the 2015 Hall of Fame class with Wright, as his 34-yard touchdown on the Owls' first possession allowed him and brother Jarett, who joined Jones-Wright as an inductee, to tie James and Jaquizz Rodgers for the most combined touchdowns by siblings in NCAA history with 81.

Alaka enjoyed a career day, matching Wright for the team lead with six catches on a career-high 98 yards.

SCORING SUMMARY							TEAM STATISTICS					INDIVIDUAL STATISTICAL LEADERS							
							ARMY												
							RICE												
										RUSHING				ATT					
										ARMY				YDS					
										TD				RECEIVING					
										ARMY				REC					
										RICE				YDS					
														TD					
							FIRST DOWNS			ARMY				ARMY					
							18			21									
							Rushing			14				6					
							Passing			1				14					
							Penalty			3				1					
							Rushing Attempts			56				35					
							Yds Gained Rushing			389				176					
							Yds Lost Rushing			11				11					
							NET YDS RUSHING			378				165					
							NET YDS PASSING			18				267					
							Comp-Att-Int			2-10-0				20-30-0					
							TOTAL PLAYS-YDS			66-396				65-432					
							Fumbles-Lost			2-1				2-2					
							Penalties-Yards			2-24				8-64					
							Punts-Avg			5-36.4				5-43.2					
							Punt Ret-Yds-TD			1-8-0				1-1-0					
							KO Ret-Yds-TD			2-39-0				3-64-0					
							INT Ret-Yds-TD			0-0-0				0-0-0					
							Possession Time			31:36				28:24					
							Third Down Conv			4 of 13				7 of 14					
							Fourth Down Conv			0 of 2				0 of 0					
							Red Zone Scores-Att			3-3				5-5					
							Sacks-Yds			1-4				0-0					
							Field Goals			1-1				1-1					

LOUISIANA TECH 42, RICE 17

OCT. 30, 2015 • RICE STADIUM • HOUSTON, TEXAS

Jeff Driskel threw for 320 yards and four touchdowns to spark Louisiana Tech to a 42-17 win over Rice on Friday night at Rice Stadium and keep the Bulldogs (6-3/4-1) on top of the standings Conference USA's West Division.

Driphus Jackson threw for 180 yards and two scores for Rice, but the Owls (4-4/2-2) were stymied by several key drops as well as several key penalties as they fell to 0-2 at home in league play, dropping two conference games at Rice Stadium for the first time since 2009.

After forcing the Owls to punt on their opening possession, Driskel marched the Bulldogs 62 yards in five plays to take the lead as he found Trent Taylor for a 42-yard score.

Jackson answered with an impressive drive of his own, leading the Owls 75 yards in eight plays. Five of the eight plays were pass completions, including a 33 yarder to Nate German to the LA Tech 23. Four plays later, he dumped the ball off to Samuel Stewart and the redshirt freshman found his way to the end zone to tie the game at 7-7.

After Carlos Henderson returned the ensuing kickoff

57 yards, Driskel needed just five plays to put the Bulldogs back in front 14-7 as he allowed Henderson to finish what he started by connecting on a 14 yard scoring toss.

After the Owls next possession ended with a short punt, Tech took over at the Owls 48, but a Derek Brown sack of Driskel ended the threat.

The Rice defense carried that momentum over to the early second period, forcing a three-and-out. The Owls offense responded by moving the Bulldog 45 where Jackson appeared to have found Dennis Parks behind the defense for an apparent touchdown, but the senior from San Antonio could not haul in the pass in. Jackson was sacked on the next play and the Owls were forced to punt.

Driskel led the Bulldogs to the Rice one on the next possession, but after a pair of tackles for loss, the Owls appeared to have stalled the drive when a third down Driskel pass into the end zone was off the mark. But Rice was flagged for its second unsportsmanlike conduct penalty of the possession to refresh the downs and Kenneth Dixon took advantage, scoring from the one on the next play.

Tech added another score just before the half to take a commanding 28-7 lead into the locker room and added to the margin by marching 75 yards on their first possession of the third quarter to extend the lead to 35-7.

Jackson personally drove Rice 50 yards to a field goal on the Owls first possession of the third quarter, continuously scrambling out of danger to gain 31 yards on eight carries before the drive stalled at the Tech 22. True freshman Hayden Tobola drilled a career-best, 40-yard field goal to end a run of 28 consecutive points by Tech.

After Driskel's fourth TD pass of the day extended the lead to 42-10, Jackson led Rice on a 75-yard scoring drive, culminating with a 15-yard touchdown toss to James Mayden, which allowed him to move into a tie for second on the Rice career list with 43 touchdown passes.

Senior defensive tackle Stuart Mouchantaf, who returned to action for the first time since the loss to Western Kentucky, said that any joy he felt in playing again was tempered by the results of the game. But he also had a reminder for his youthful teammates.

SCORING SUMMARY				TEAM STATISTICS			INDIVIDUAL STATISTICAL LEADERS														
					TECH	RICE	RUSHING			ATT	YDS	TD	RECEIVING		REC	YDS	TD				
				1	2	3	4	F	FIRST DOWNS	21	15	LOUISIANA TECH			LOUISIANA TECH						
Louisiana Tech Bulldogs				14	14	7	7	42	Rushing	7	5	Kenneth Dixon			19	92	2	Carlos Henderson	6	115	2
Rice Owls				7	0	3	7	17	Passing	12	9	Jarred Craft			6	24	0	Trent Taylor	5	142	2
SCORING SUMMARY																					
1st	11:15	TECH	Taylor 47-yd pass from Driskel (Barnes kick)																		
	7:35	RICE	Stewart 4-yd pass from Jackson (Tobola kick)																		
	4:53	TECH	Henderson 14-yd pass from Driskel (Barnes kick)																		
2nd	3:40	TECH	Dixon 2-yd run (Barnes kick)																		
	0:59	TECH	Dixon 4-yd run (Barnes kick)																		
3rd	11:47	TECH	Henderson 24-yd pass from Driskel (Barnes kick)																		
	5:17	RICE	Tobola 40-yd field goal																		
4th	8:56	TECH	Taylor 10-yd pass from Driskel (Barnes kick)																		
	3:52	RICE	Mayden 15-yd pass from Jackson (Tobola kick)																		

UTEP 24, RICE 21

NOV. 6, 2015 • SUN BOWL • SAN ANTONIO, TEXAS

Jay Mattox's 24-yard field goal with 48 seconds left capped off a 16 play, 7:25 drive and Driphus Jackson's Hail Mary fell incomplete as Rice dropped its second straight Conference USA game, 24-21, Friday night.

Prior to the drive, Rice drove 53 yards in 10 plays. But, Hayden Tobola's 38-yard field goal was blocked, setting up UTEP for the win.

Jackson was 14-of-26 for 230 yards and two touchdowns. Zach Wright caught six passes for a career-high 116 yards, his first career 100 yard receiving game. He also had a season-high 36-yard touchdown reception.

The Owls, who came into the game second in the nation in time of possession at 34:09, held the ball for just 26:36.

SCORING SUMMARY						TEAM STATISTICS			INDIVIDUAL STATISTICAL LEADERS											
							RICE	UTEP	RUSHING				RECEIVING		REC	YDS	TD			
										ATT	YDS	TD								
						1	2	3	4	F	RICE			RICE						
Rice Owls						0	14	7	0	21	FIRST DOWNS			16			19			
UTEP Miners						0	14	7	3	24	Rushing			6			9			
											Passing			9			9			
											Penalty			1			1			
											Rushing Attempts			30			34			
											Yds Gained Rushing			112			165			
											Yds Lost Rushing			16			4			
											NET YDS RUSHING			96			161			
											NET YDS PASSING			230			231			
											Comp-Att-Int			14-28-0			18-36-0			
											TOTAL PLAYS-YDS			58-326			70-392			
											Fumbles-Lost			3-0			4-1			
											Penalties-Yards			5-42			3-16			
											Punts-Avg			5-51.2			5-45.4			
											Punt Ret-Yds-TD			2-8-0			3-(-2)-0			
											KO Ret-Yds-TD			0-0-0			2-25-0			
											INT Ret-Yds-TD			0-0-0			0-0-0			
											Possession Time			26:36			33:24			
											Third Down Conv			6 of 13			7 of 15			
											Fourth Down Conv			1 of 1			1 of 1			
											Red Zone Scores-Att			1-2			3-3			
											Sacks-Yds			0-0			2-14			
											Field Goals			0-1			1-1			
SCORING SUMMARY																				
2nd	14:56	RICE	Turner 3-yd run (Tobola kick)																	
	13:18	UTEP	White 58-yd pass from Leftwich (Mattox kick)																	
	5:35	RICE	Wright 36-yd pass from Jackson (Tobola kick)																	
	0:29	UTEP	White 2-yd pass from Leftwich (Mattox kick)																	
3rd	8:24	UTEP	Laufasa 2-yd run (Mattox kick)																	
	0:02	RICE	Turner 23-yd pass from Jackson (Tobola kick)																	
4th	0:48	UTEP	Mattox 24-yd field goal																	

SOUTHERN MISS 65, RICE 10

NOV. 15, 2014 • EDWARDS STADIUM • HUNTINGTON, W.VA.

Nick Mullens threw for 386 yards and five touchdowns, four of them in a 35-point explosion in the second quarter to lead streaking Southern Miss to a 65-10 win at Rice Stadium.

The win was the Golden Eagles first in three tries at Rice Stadium and snapped the Owls 10-year Homecoming winning streak as well as the Owls' 15-game home winning streak in the month of November.

The teams traded punts on opening possessions before USM drove to the game's first points on a Mullens' 28-yard toss to Ito Smith. Rice forced a second punt on the Golden Eagles next possession, but the Golden Eagles offense found its footing over its next five possessions.

The outburst began when they converted a fake field goal for the second straight week, as holder Xavier Thigpen shoveled a pass to Tyler Sarrazin for a six-yard

score.

Mullens followed with scoring strikes of 50, 51, 13 and 16 yards to put the game away.

Rice was held to just 56 yards on 33 plays in the first half as quarterback Driphus Jackson was sacked five times. He was replaced late in the second quarter by Tyler Stehling, but returned in the fourth quarter to lead the Owls' lone touchdown drive.

He finished with 69 yards passing on 8-19 attempts and the one touchdown toss to Nate German. Darik Dillard led the Owls with 70 yards on the ground, followed by Austin Walter, who gained 65 on 10 attempts. Walter also returned nine kickoffs on the day, matching the second most in school history and finished with 176 yards, the seventh most in school history.

Senior punter James Farrimond finished with a

45.9 average and a career-high nine punts.

SCORING SUMMARY						TEAM STATISTICS			INDIVIDUAL STATISTICAL LEADERS															
						USM		RICE																
						1	2	3	4	F	FIRST DOWNS		26	15	RUSHING		ATT	YDS	TD	RECEIVING		REC	YDS	TD
											SOUTHERN MISS				SOUTHERN MISS					SOUTHERN MISS				
Southern Miss Golden Eagles			7	35	10	13	65	Rushing	7	6	Jalen Richard	6	78	1	Casey Martin	6	109	0						
Rice Owls			0	0	0	10	10	Passing	18	7	Ito Smith	18	57	0	Ito Smith	6	83	2						
								Penalty	1	2	Delaunte’Thornton	8	25	0	Michael Thomas	5	126	2						
								Rushing Attempts	35	35														
								Yds Gained Rushing	188	162														
								Yds Lost Rushing	7	55														
								NET YDS RUSHING	181	107														
								NET YDS PASSING	501	107														
								Comp-Att-Int	28-37-0	13-36-0														
								TOTAL PLAYS-YDS	72-682	71-214														
								Fumbles-Lost	1-1	3-1														
								Penalties-Yards	6-59	7-67														
								Punts-Avg	3-39.3	9-45.9														
								Punt Ret-Yds-TD	5-16-0	0-0-0														
								KO Ret-Yds-TD	2-34-0	10-187-0														
								INT Ret-Yds-TD	0-0-0	0-0-0														
								Possession Time	31:12	28:48														
								Third Down Conv	8 of 16	4 of 18														
								Fourth Down Conv	4 of 4	1 of 3														
								Red Zone Scores-Att	5-5	2-3														
								Sacks-Yds	6-39	0-0														
								Field Goals	1-1	1-1														

UTSA 34, RICE 24

NOV. 21, 2015 • ALAMODOME • SAN ANTONIO, TEXAS

The Rice Owls saw their hopes of extending Conference USA's longest active bowl streak come to an end as UTSA used a pair of second quarter turnovers to spark a 21-point explosion and hold on for a 34-24 win at the Alamodome in San Antonio.

The win was the Roadrunners (3-8, 3-4) first against Rice in four tries and also their first win at home in 2015. The loss was the Owls (4-7, 2-5) fourth straight and guaranteed they will finish with a losing record for the first time since 2011.

Rice started fast, taking an early 10-0 thanks to true freshman Hayden Tobola's career-long, 45-yard field goal on the Owls' first possession and a 58-yard touchdown pass from Driphus Jackson to Nate German.

After being held in check on their first series, the Roadrunners responded on their second series with a 71-yard drive to cut the margin to 10-7.

Jackson promptly moved the Owls to the UTSA 31, sparked by a 26-yard completion to Samuel Stewart, but two plays later, he saw his streak of 145 attempts

without an interception end at the UTSA 11.

UTSA took its first lead of the day eight plays later, 14-10, but Jackson and the Owls had a swift response of their own, moving 75 yards in eight plays to reach the end zone on a 26 yard toss to Zach Wright.

But that lead proved short-lived, as Jarveon Williams darted 78 yards on the first play from scrimmage. The Owls had held Williams to just 10 yards on his first nine carries, but he finished the night with 163 yards while becoming the first UTSA player to top 1,000 yards.

A sack and fumble gave UTSA the ball right back and four plays later they extended the lead to 28-17.

After giving up 167 yards in the second quarter, the Rice defense roared out of the locker room in the third, stopping UTSA's first three possessions for a combined eight yards, thanks in large part to sacks by Preston Gordon, Brian Womac and Derek Brown.

Womac's sack set up a short field for Rice after a Stewart punt return to the UTSA 46. A pair of Jackson passes to Parker Smith, who would lead the Owls with

seven catches in his first career start, set up a three-yard touchdown run by Darik Dillard, which allowed the San Antonio native to combine with his brother Jarett to set an NCAA record for combined career touchdowns. It was his 22nd career score and the 82nd of their combined careers, one more than the Rodgers brothers (Jacquizz and James) of Oregon State.

But the Owls could not close any further. UTSA drove 96 yards on its fourth possession to extend the lead to 34-24, but a missed extra point gave the Owls an opening.

On their next possession after the touchdown, Rice moved to the UTSA nine, thanks in large part to a 43-yard completion by Jackson to German, but UTSA stopped the Owls on fourth and one from the UTSA five.

Jackson finished with 359 yards through the air and added 36 on the ground to finish with a career-high 395 yards of total offense. German topped 100 yards receiving for the first time in his brief career at wide receiver, finishing with 138 on four catches.

SCORING SUMMARY					TEAM STATISTICS			INDIVIDUAL STATISTICAL LEADERS														
						RICE	UTSA															
					1	2	3	4	F	FIRST DOWNS	28	18	RUSHING	ATT	YDS	TD	RECEIVING	REC	YDS	TD		
										RICE			RICE				RICE					
Rice Owls					10	7	7	0	24	Rushing	8	9	Darik Dillard	13	61	1	Parker Smith	7	50	0		
UTSA Roadrunners					7	21	6	0	34	Passing	19	8	Samuel Stewart	14	39	0	Zach Wright	5	7	0		
										Penalty	1	1	Driphus Jackson	10	36	0	Nate German	4	138	1		
										Rushing Attempts	46	45										
										Yds Gained Rushing	190	282										
										Yds Lost Rushing	29	40										
										NET YDS RUSHING	161	242										
										NET YDS PASSING	359	189										
										Comp-Att-Int	23-41-2	9-13-0										
										TOTAL PLAYS-YDS	87-520	58-431										
										Fumbles-Lost	2-1	0-0										
										Penalties-Yards	7-70	7-50										
										Punts-Avg	2-43.5	6-32.8										
										Punt Ret-Yds-TD	2-20-0	0-0-0										
										KO Ret-Yds-TD	4-65-0	4-98-0										
										INT Ret-Yds-TD	0-0-0	2-25-0										
										Possession Time	34:41	25:19										
										Third Down Conv	8 of 16	7 of 13										
										Fourth Down Conv	1 of 3	0 of 0										
										Red Zone Scores-Att	1-2	4-4										
										Sacks-Yds	4-33	4-14										
										Field Goals	1-1	0-0										
						</																

RICE 27, CHARLOTTE 7

NOV. 28, 2015 • RICE STADIUM • HOUSTON, TEXAS

With 30 minutes remaining in their college careers, faced with a scoreless first half and the prospect of ending the season with five consecutive losses for the first time in over a decade, the senior members of the Rice football team rallied their teammates as they have done so many other times in their careers, leading the Owls to 27-7 win over Charlotte on Senior Day at Rice Stadium.

The Owls fashioned a dominating third quarter in which they held Charlotte to 29 yards on just seven plays while scoring on each of their first five possession of the second half to record the 30th win since 2012, matching the 1949 senior class for the most wins over four years in Rice history. It also snapped a four-game losing streak for Rice (5-7, 3-5).

Senior Luke Turner led the Owls resurgent second half, rushing for 49 of his season-high 54 yards and throwing his first touchdown pass since 2013 to lead the Owls to their eight consecutive Senior Day win.

After the Owls honored 18 seniors in pregame ceremonies, the two teams battled to a scoreless draw in

the first half. The teams entered the locker room at the half dead even in total yards (175) while Charlotte held a 41-38 advantage in plays.

Austin Walter provided a quick spark to the second half, returning the second half kickoff for 30 yards. Six plays later, Jackson found Nate German deep down the middle on a 34-yard pass play to set the Owls up the 49er three. Three carries by Turner netted just one yard and freshman Hayden Tobola came on to connect on a 19-yard field goal to break the scoring ice.

The Owls defense forced a quick three and out, and Turner took the helm for most of an 11-play, 66-yard scoring march that ended when he hit fellow tight end Cole Hunt on a jump pass for a four-yard touchdown. The scoring pass was the fifth of Turner's career, but his first since he threw a pair of scores in the Owls' 42-24 win over Marshall in the 2013 C-USA Championship game.

The second of his two tosses that day was to then-freshman tight end Connor Cella for his first career score

and his last as an Owl was Hunt's first career score.

Redshirt freshman Preston Gordon's tackle for loss force a punt on Charlotte's next possession and Turner and Jackson combined to lead the Rice on another 66-yard scoring march, with Jackson covering the final three yards.

After another ineffective series, Charlotte gambled on a fake punt, but a pair of seniors, Chandler Watkins and Garrett Fuhrman foiled the effort, setting up a second Tobola field goal from 23 yards to increase the margin to 20-0.

A fourth consecutive punt by Charlotte set the stage for the Owls' final scoring drive of the year, a six play, 59-yard effort that saw Jowan Davis carry the ball five times for 54 yards, the final 11 on his first touchdown of the year.

SCORING SUMMARY				TEAM STATISTICS			INDIVIDUAL STATISTICAL LEADERS												
				1	2	3	4	F	FIRST DOWNS	CHA	RICE	RUSHING	ATT	YDS	TD	RECEIVING	REC	YDS	TD
												CHARLOTTE				CHARLOTTE			
Charlotte 49ers				0	0	0	7	7	Rushing	6	17	Matt Johnson	10	67	0	T.L. Ford II	6	54	0
Rice Owls				0	0	10	17	27	Passing	7	7	Andrew Buie	16	53	0	Trent Bostick	5	96	1
									Penalty	2	4	Austin Duke	3	5	0	Austin Duke	3	8	0
SCORING SUMMARY									Rushing Attempts	32	61								
3rd	9:51	RICE	Tobola 19-yd field goal						Yds Gained Rushing	146	316	RICE				RICE			
	3:09	RICE	Hunt 4-yd pass from Turner (Tobola kick)						Yds Lost Rushing	19	9	Austin Walter	12	78	0	Parker Smith	4	29	0
4th	11:50	RICE	Jackson 3-yd run (Tobola kick)						NET YDS RUSHING	127	307	Darik Dillard	11	71	0	Nate German	2	40	0
	8:01	RICE	Tobola 23-yd field goal						NET YDS PASSING	158	126	Jowan Davis	8	61	1	Zach Wright	2	17	0
	3:13	RICE	Davis 11-yd run (Tobola kick)						Comp-Att-Int	14-26-0	15-26-1				James Mayden	2	16	0	
	2:16	CHA	Bostick 56-yd pass from Johnson (Brewer kick)						TOTAL PLAYS-YDS	58-285	87-433	PASSING	C-A-I	YDS	TD	Austin Walter	2	13	0
									Fumbles-Lost	0-0	0-0	CHARLOTTE							
									Penalties-Yards	5-42	5-55	Lee McNeill	9-12-0	53	0	LEADING TACKLERS			
									Punts-Avg	6-39.5	3-36.3	Brooks Barden	3-9-0	33	0	CHARLOTTE			
									Punt Ret-Yds-TD	1-(-2)-0	1-22-0	Matt Johnson	2-5-0	56	1	Nick Cook 4-10-14			
									KO Ret-Yds-TD	3-59-0	1-30-0					Caleb Clayton-Mobley 4-5-9			
									INT Ret-Yds-TD	1-0-0	0-05-0	RICE				Larry Ogunjobi 2-5-7			
									Possession Time	19:42	40:18	Driphus Jackson	14-25-1	122	0				
									Third Down Conv	3 of 13	12 of 18	Luke Turner	1-1-0	4	1	RICE			
									Fourth Down Conv	0 of 1	0 of 0					Alex Lyons 2-7-9			
									Red Zone Scores-Att	0-2	5-6					Tabari McGaskey 4-2-6			
									Sacks-Yds	0-0	1-6					Five with 4			
									Field Goals	0-3	2-3								

RICE FOOTBALL RECORDS

RUSHING

ATTEMPTS

Game	42	Trevor Cobb	
		vs. Iowa St.	S 28, 1991
Season	360	Trevor Cobb	1991
Career	1,091	Trevor Cobb	1989-92

YARDS

Game	265	Dicky Maegle vs. Alabama	
		J 1, 1954	
Season	1,692	Trevor Cobb	1991
Career	4,948	Trevor Cobb	1989-92

YARDS PER CARRY

Game	24.1	Dicky Maegle vs. Alabama	
		J 1, 1954	
Season	7.3	Dicky Maegle	1953
Career	6.6	Dicky Maegle	1952-54

TOUCHDOWNS

*Game	4	Jeremy Eddington	
		vs. E. Carolina	N 20, 2010
Season	14	Trevor Cobb	1991
Career	38	Trevor Cobb	1989-92

PASSING

ATTEMPTS

Game	66	Chase Clement vs. Tulsa	
		N 24, 2007	
Season	508	Chase Clement	2007
Career	1,387	Chase Clement	2005-08

COMPLETIONS

Game	40	Chase Clement vs. Tulsa	
		N 24, 2007	
Season	326	Chase Clement	2008
Career	832	Chase Clement	2005-08

YARDS

Game	541	Chase Clement vs. Tulsa	
		N 24, 2007	
Season	4,119	Chase Clement	2008
Career	9,785	Chase Clement	2005-08

COMPLETION PERCENTAGE

Game	91.7	Josh LaRocca vs. Baylor	
		N 12, 1994	
Season	66.5	Chase Clement	2008
Career	60.0	Chase Clement	2005-08

TOUCHDOWN COMPLETIONS

Game	6	Chase Clement vs. UTEP	
		N 3, 2007	
	6	Chase Clement vs. SMU	
		A 29, 2008	
	6	Chase Clement vs. USM	
		O 18, 2008	
Season	44	Chase Clement	2008
Career	99	Chase Clement	2005-08

INTERCEPTIONS THROWN

Game	5	Joel Armstrong vs. Troy	
		D 23, 2006	
Season	24	Randy Hertel	1977, 79
Career	68	Randy Hertel	1977-80

LONGEST PASS PLAY

	88	Driphus Jackson to Sam McGuffie	
		vs. Houston	S 29, 2012
		Driphus Jackson to Jordan Taylor	
		vs. N. Texas	O 25, 2014

TOTAL OFFENSE

PLAYS (Rush/Pass)

Game	83	Chase Clement vs. Tulsa	
		(14/58)	N 24, 2007
Season	652	Chase Clement	2007
		(144/508)	
Career	1,857	Chase Clement	2005-08
		(470/1,387)	

YARDS

Game	601	Chase Clement vs. Tulsa	
		(60/541)	N 24, 2007
Season	4,812	Chase Clement	2008
		(693/4,119)	
Career	11,526	Chase Clement	2005-08
		(1,741/9,785)	

TOUCHDOWNS

Game	8	Chase Clement vs. UTEP	
		(2/6)	N 3, 2007
Season	56	Chase Clement	2008
		(12/44)	
Career	124	Chase Clement	2005-08
		(25/99)	

RECEIVING

RECEPTIONS

Game	14	David Houser at Florida	
			N 20, 1976
Season	111	James Casey	2008
Career	292	Jarett Dillard	2005-08

YARDS

Game	208	James Casey at Memphis	
		S 6, 2008	
Season	1,329	James Casey	2008
Career	4,138	Jarett Dillard	2005-08

TOUCHDOWNS

Game	4	Jarett Dillard vs. N. Texas	
		S 27, 2008	
Season	21	Jarett Dillard	2006
Career	60	Jarett Dillard	2005-08

RICE FOOTBALL RECORDS

ALL-PURPOSE YARDS

TOTAL Yards (Rush/Pass/Return)		
Game	295	Trevor Cobb vs. Iowa State (240/39/16) S 28, 1991
Season	1,844	Trevor Cobb (1692/136/16) 1991
Career	6,512	Trevor Cobb (4948/892/672) 1989-92

TOTAL PLAYS

Game	47	Trevor Cobb vs. Iowa State (42/0/5) S 28, 1991
Season	375	Trevor Cobb (360/14/1) 1991
Career	1,223	Trevor Cobb (1,091/94/38) 1989-92

SCORING

TOTAL POINTS		
Game	36	Griff Vance vs. SMU (6 TDs) N 17, 1916
Season	126	Jarett Dillard 2006
Career	360	Jarett Dillard 2005-08

TOUCHDOWNS

Game	6	Griff Vance vs. SMU N 17, 1916
Season	21	Jarett Dillard 2006
Career	60	Jarett Dillard 2005-08

KICKING

FIELD GOALS MADE

*Game	5	Chris Boswell vs. SMU N 17, 2012
Season	23	Chris Boswell 2012
Career	65	Chris Boswell 2010-13

FIELD GOALS ATTEMPTED

Season	27	Mark Williams 1972
Career	67	Chris Boswell 2010-13

FIELD GOAL PERCENTAGE

Season	88.9	Derek Crabtree 1999 (8-9)
Career	81.8	Derek Crabtree (27-33) 1998-01

LONGEST FIELD GOAL

Game	57	James Hamrick at Texas Tech O 19, 1985
		Chris Boswell at LA Tech S 15, 2012

PATs MADE

Game	11	Clark Fangmeier vs. NT S 27, 2008
Season	73	Clark Fangmeier 2008
Career	179	Clark Fangmeier 2006-09

PATs ATTEMPTED

Season	73	Clark Fangmeier 2008
Career	181	Clark Fangmeier 2006-09

PUNTING

ATTEMPTS

*Game	12	Bobby Schrader vs. Houston D 2, 1989
Season	86	Steve Gleaves 1977
Career	287	Dale Walters 1980-83

YARDS

Season	3,452	Dale Walters 1983
Career	11,242	Dale Walters 1980-83

AVERAGE

Game	52.4	Jared Scruggs vs. Tulsa N 8, 2003
Season	45.98	Kyle Martens 2010
Career	43.0	Kyle Martens 2008-11

LONGEST PUNT

Game	84	Dale Walters vs. Arkansas O 31, 1981
------	----	---

PUNT RETURNS			TEAM OFFENSIVE RECORDS		
PUNT RETURNS			TOTAL OFFENSE YARDAGE		
Game	8	Horton Nesrsta at UCLA	Game	733	at LA Tech N 27, 2003
		O 11, 1952	Season	6,122	2008
		Mario Hull vs. Memphis	NET RUSHING YARDS		
		O 8, 2011	Game	672	at La Tech N 27, 2003
Season	44	Horton Nesrsta 1952	Season	3,800	2003
Career	81	Huey Keeney 1945-48	YARDS PER CARRY (Att/Yds)		
PUNT RETURN YARDS			Game	8.3	at New Mexico O 5, 2006
Game	142	Rex Procter vs. New Mexico		(58/481)	
		O 8, 1949	Season	5.5 (687/3800)	2003
Season	536	Horton Nesrsta 1952	PASSING COMPLETIONS		
Career	893	Horton Nesrsta 1951-53	Game	40	vs. Tulsa N 24, 2007
LONGEST PUNT RETURN			Season	339	2008
Game	92	Fred Jacobs vs. TCU	PASSING ATTEMPTS		
		N 21, 1942	Game	66	vs. Tulsa N 24, 2007
POINTS			Season	526	2007
Game	146	vs. SMU N 17, 1916	NET PASSING YARDS		
Season	537	2008	Game	541	vs. Tulsa N 24, 2007
PLAYS			Season	4,254	2008
Game	104	vs. Tulsa N 24, 2007	TOUCHDOWN PASSES		
Season	1026	2012	*Game	6	vs. Houston N 29, 2008
			Season	48	2008
			FEWEST TURNOVERS (Fumbles/INTs)		
			Season	12 (4/8)	2014
				14 (9/5)	1996
				14 (12/2)	1998
				14 (8/6)	2001
			FEWEST FUMBLES LOST		
			*Season	4	2014
				7	2006
			MOST FUMBLES		
			Game	9	vs. Pittsburgh N 3, 1951
			Season	46	1951
			MOST FUMBLES LOST		
			Game	7	vs. Pittsburgh N 3, 1951
			Season	27	1951
			MOST INTERCEPTIONS		
			*Game	6	at Texas A&M
					O 23, 1982
			Season	31	1977
			FEWEST INTERCEPTIONS		
			Season	2	1998
				2	2015
			MOST PENALTIES		
			Game	16	at Texas Tech O 17, 1981
			Season	81	1984
			MOST PENALTY YARDS		
			Game	146	vs. Baylor N 17, 1984
			Season	720	1987
			FEWEST PENALTY YARDS		
			Season	258	1961
			CONSECUTIVE VICTORIES		
			Overall	12	1949-50
			C-USA	7	2006-07
			CONSECUTIVE LOSSES		
			Overall	18	1987-88
			C-USA	5	2005

DEFENSE

TACKLES

Season	196	Robert Williamson	1980
Career	367	O.J. Brigance	1987-90

SACKS

Season	12	Brandon Green	2001
Career	24	Brandon Green	1999-02
		Scott Solomon	2007-11

TACKLES FOR LOSS (Includes Sacks)

Season	21	Brandon Green	2001
Career	46	Larry Izzo	1992-95

INTERCEPTIONS

*Game	3	Dan Dawson vs. Hawai'i	O 21, 2000
Season	7	Dan Dawson	7
Career	15	Bruce Henley	1971-73

INTERCEPTION RETURN YARDS

Game	113	Dan Dawson vs. SMU	N 4, 2000
Season	206	Dan Dawson	2000
Career	352	Dan Dawson	1998-01

*Denotes last time

KICK RETURNS

KICKOFF RETURNS

Game	11	Trevor Cobb vs. Houston	D 2, 1989
Season	41	Ja'Corey Shepherd	2008
Career	109	Michael Perry	1995-98

KICKOFF RETURN YARDS

Game	261	Charles Ross at Tulane	N 13, 2010
Season	885	Ja'Corey Shepherd	2008
Career	2,366	Michael Perry	1995-98

LONGEST KICKOFF RETURN

*Game	99	James Sykes vs. Montana	O 22, 1973
-------	----	-------------------------	------------

FEWEST POINTS ALLOWED

*Game	0	vs. UNLV	S 2, 1995
Season	62	(Since 1937)	1946

MOST POINTS ALLOWED

Game	81	at Austin College	N 28, 1912
Season	517		2009

TOTAL DEFENSE (Fewest Yards)

Game	81	vs. Southwestern O	5, 1946
Season	1,670		1946

TOTAL DEFENSE (Most Yards)

Game	793	at Baylor	S 26, 2015
Season	6,130		2007

FEWEST RUSHING YARDS

Game	0	vs. Tulane	N 3, 2012
Season	1,264		1953

MOST RUSHING YARDS

Game	526	at Texas A&M	O 23, 1976
Season	3,644		1978

TEAM DEFENSIVE RECORDS

FEWEST PASSING YARDS

*Game	0	vs. SMU	O 20, 1973
Season	637		1946

MOST PASSING YARDS

Game	654	at Houston	N 28, 1992
Season	3,749		2007

MOST TOUCHDOWN PASSES

Game	9	at Houston	O 27, 2011
Season	37		2007

MOST INTERCEPTIONS

Game	9	vs. Sam Houston	O 4, 1941
Season	24		1953

MOST FUMBLES FORCED

Game	11	vs. Arkansas	N 5, 1949
Season	42		1978

MOST FUMBLES RECOVERED

*Game	6	vs. TCU	N 25, 1950
Season	33		1978

FEWEST FUMBLES RECOVERED

Season	5		2005
--------	---	--	------

*Denotes last time

FEWEST POINTS ALLOWED

SEASON		
1	14	1913
2	28	1920
3	42	1917
4	44	1934
5	53	1916

SEASON SINCE 1937

1	62	1946
2	72	1960
3	73	1940
4	74	1942
	74	1947

GAME

Rice has recorded 125 shutouts in its football history, the last coming on Sept. 2, 1995, against UNLV (38-0). Through the 2014 season, the Owls have not shut out an opponent in 251 games.

POINTS SCORED

SEASON		
1	537	2008
3	415	2013
4	414	2012
5	377	2007
6	374	2014
7	350	1916
	350	2006
9	344	2010
10	343	2003

GAME

1	146	vs. SMU	N 17, 1916
2	77	vs. North Texas	S 27, 2008
3	63	at San Jose State	O 2, 2004
4	62	ECU	2010
5	59	vs. Tulsa	N 10, 2001
6	57	vs. Galveston AAF	S 23, 1944
7	56	vs. Six Times	
		Last: Houston	N 29, 2008

TOTAL PLAYS

SEASON		
1	1,046	2013
2	1,026	2012
3	965	2008
4	946	2001
5	923	2014
6	909	2007
7	905	2015
8	873	2006
9	859	2009
10	854	2010

GAME

1	104	vs. Tulsa	N 24, 2007
2	100	at San Jose State	O 2, 2004
3	98	vs. Texas Tech	O 15, 1988
4	94	at La. Tech	N 27, 2003
5	93	5 times	
		Last: Marshall	S 22, 2012

OFFENSIVE YARDS

SEASON		
1	6,122	2008
2	5,678	2013
3	5,556	2012
4	5,190	2014
5	4,848	2007
6	4,843	2001
7	4,828	2015
8	4,486	2006
9	4,764	2003
10	4,504	2010

GAME

1	733	at Louisiana Tech	N 27, 2003
2	700	vs. Tulsa	N 24, 2007
3	671	vs. UTEP	N 5, 2011
4	653	vs. Tulsa	N 10, 2001
5	647	vs. Marshall	S 22, 2012

FIRST DOWNS

SEASON		
1	337	2008
2	306	2012
3	302	2013
4	279	2007
5	273	2015
6	260	2001
7	254	2006
8	252	2014
9	247	2003
10	241	1987

GAME

1	38	vs. Tulsa	N 24, 2007
2	35	at Louisiana Tech	N 27, 2003
	35	vs. Marshall	S 22, 2012
	35	vs. Louisiana Tech	N16, 2013
4	33	at San Jose State	O 2, 2004
5	32	vs. Texas Tech	O 15, 1988
	32	at Northwestern	S 20, 1997

RUSHING ATTEMPTS

SEASON		
1	752	2001
2	699	2013
3	690	1997
4	688	2004
5	687	2003
6	657	1996
7	655	1999
8	634	1998
9	626	2000
10	625	2012

GAME

1	89	at Louisiana Tech	N 27, 2003
2	85	at San Jose State	O 2, 2004
3	82	vs. Boise State	O 6, 2001
4	81	vs. San Jose State	O 16, 1999
5	77	at Northwestern	S 20, 1997
	77	vs. SMU	O 9, 2004

FEWEST RUSHING ATTEMPTS

SEASON		
1	305	1976

RUSHING YARDS

SEASON		
1	3,800	2003
2	3,660	1997
3	3,375	2001
4	3,372	2004
5	3,359	1996
6	3,183	2013
7	2,835	1999
8	2,829	1998
9	2,735	1953
10	2,725	2002

GAME

1	672	at Louisiana Tech	N 27, 2003
2	570	at San Jose State	O 2, 2004
3	505	vs. Arkansas	N 7, 1953
4	498	vs. Tulsa	N 10, 2001
5	496	vs. Utah	N 2, 1996
	496	vs. SMU	O 9, 2004

GAME			
1	12	vs. Baylor	N 13, 1976

YARDS PER CARRY

SEASON (ATT/YDS)		
1	5.5 (687/3800)	2003
2	5.30 (690/3660)	1997
3	5.27 (637/3359)	1996
4	5.0 (538/2735)	1953
5	4.9 (688/3372)	2004
6	4.6 (699/3183)	2013
7	4.496 (606/2725)	2002
8	4.488 (752/3375)	2001
9	4.462 (634/2829)	1998
10	4.457 (475/2117)	1987

GAME (ATT/YDS)

1	8.3	at New Mexico	O 5, 1996
	(58/481)		
2	7.5	at Louisiana Tech	N 27, 2003
	(89/672)		
3	7.4	vs. Wagner	S 5, 20015
	(54/401)		
4	7.3	vs. Nevada	N 1, 2003
	(53/387)		
5	7.1	vs. Utah	N 2, 1996
	(70/496)		
6	7.0	vs. UTEP	N 22, 2003
	(64/450)		

PASS COMPLETIONS

SEASON		
1	339	2008
2	311	2007
3	270	1976
4	248	2006
	248	2009
6	236	2012
7	222	2011
8	218	2010
9	216	1989
10	212	2015

GAME

1	40	vs. Tulsa	N 24, 2007
2	35	vs. Troy	D 23, 2006
	35	vs. UTEP	N 3, 2007
	35	vs. Tulane	N 17, 2007
5	34	vs. Texas	O 2, 1976
	34	vs. Arkansas	N 4, 1989

PASSING ATTEMPTS

SEASON		
1	526	2007
2	516	2008
3	504	1976
4	435	2006
5	417	1984
6	408	1977
7	405	1989
8	401	2012
9	384	2011
10	378	1987

GAME

1	66	vs. Tulsa	N 24, 2007
2	61	at Texas A&M	O 23, 1976
3	58	vs. UTEP	N 3, 2007
4	57	vs. Texas	O 2, 1976

NET PASSING YARDS

SEASON		
1	4,254	2008
2	3,517	2007
3	3,357	1976
4	3,009	2014
5	2,933	2012
6	2,783	2006
7	2,691	2015
8	2,581	2010
9	2,550	1984
10	2,495	2013

GAME

1	541	vs. Tulsa	N 24, 2007
---	-----	-----------	------------

TOUCHDOWN PASSES

SEASON		
1	48	2008
2	29	2006
	29	2007
4	25	2014
5	21	1976
	21	1981

GAME

1	6	vs. UTEP	N 3, 2007
	6	vs. SMU	A 29, 2008
	6	vs. North Texas	S 27, 2008
	6	vs. Southern Miss	O 18, 2008
	6	vs. Houston	N 29, 2008
6	5	at Army	S 30, 1960
	5	at UTEP	N 1, 2008

FEWEST INTERCEPTIONS

SEASON		
1	2	1998
2	3	2000
3	5	1996
	5	1999
	5	2012
5	6	2001

MOST INTERCEPTIONS

SEASON		
1	31	1977
2	30	1971
3	28	1986
4	27	1979
5	25	1962

GAME

1	6	vs. Houston	N 28, 1981
	6	at Texas A&M	O 23, 1982

FEWEST INTS PER ATT.

SEASON	RATIO (INT/ATT)	
1	.0125 (5/401)	2012
2	.0135 (7/516)	2008
3	.0182 (7/384)	2011
4	.0193 (3/155)	2000
5	.0194 (2/103)	1998
6	.0227 (8/352)	2014
7	.0241 (9/373)	2015

FEWEST TURNOVERS

SEASON	TOTAL (Fumbles/INT)	
1	12 (4/8)	2014
2	14 (9/5)	1996
	14 (12/2)	1998
	14 (8/6)	2001
5	17 (10/7)	1997
6	16 (7/9)	2008
7	18 (7/11)	1960
	18 (13/5)	1999
	18 (15/3)	2000

FEWEST FUMBLES LOST

SEASON		
1	4	2014
2	7	1960
	7	2006
4	8	1992
	8	2001

MOST FUMBLES

SEASON		
1	46	1951
2	39	1971

GAME

1	9	vs. Pittsburgh	N 3, 1951
2	8	vs. Cincinnati	S 21, 1974
	8	at Houston	S 4, 1999
4	7	at SMU	N 5, 1983

MOST FUMBLES LOST

SEASON		
1	27	1951
2	25	1978

GAME

1	7	vs. Pittsburgh	N 3, 1951
2	6	vs. Cincinnati	S 21, 1974
3	5	vs. Texas Tech	O 18, 1980
	5	vs. Texas A&M	O 23, 1993
	5	at Houston	S 4, 1999

MOST PENALTIES

SEASON		
1	84	2015
2	81	1984
	81	1988

GAME

1	16	at Texas Tech	O 17, 1981
2	13	at TCU	O 9, 1976
	13	vs. Baylor	N 17, 1984
	13	at UL-Lafayette	S 24, 1988

MOST PENALTY YARDS

SEASON		
1	752	2015
2	720	1987
3	703	1984

GAME

1	146	vs. Baylor	N 17, 1984
2	144	at TCU	O 9, 1976
3	128	at Texas Tech	O 17, 1981

FEWEST PENALTY YDS.

SEASON		
1	258	1961
2	264	1965
3	292	1966

MOST FIELD GOALS

SEASON		
1	23	2012
2	17	1985

GAME

1	5	vs. SMU	N 17, 2012
---	---	---------	------------

FEWEST PUNTS

SEASON		
1	40	2004
2	42	1960
3	45	1997

GAME

1	0	vs. San Jose State	O 16, 1999
2	1	at TCU	O 9, 1982

MOST PUNTS

SEASON		
1	89	1951
2	87	1977
3	86	1973

GAME

1	12	at TCU	N 24, 1951
	12	vs. LSU	O 4, 1952
	12	vs. LSU	S 27, 1969
	12	at Texas	O 25, 1969
	12	at TCU	O 9, 1976
	12	vs. Houston	D 2, 1989

MOST PUNT RETURNS

SEASON		
1	53	1953

GAME

1	9	at UCLA	O 11, 1952
---	---	---------	------------

PUNT RETURN YDS.

SEASON		
1	604	1946

GAME

1	164	vs. Southwestern	O 5, 1946
---	-----	------------------	-----------

MOST KICKOFF RET.

SEASON		
1	77	2009
	77	2010
3	70	1987

GAME

1	11	vs. Houston	D 2, 1989
	11	at Houston	N 28, 1992

KICKOFF RETURN YDS.

SEASON		
1	1,723	2010
2	1,653	2009
3	1,278	1987
5	1,223	2007
5	1,182	1986
	1,182	2008

GAME

1	344	at Tulane	N 13, 2010
2	223	vs. Navy	O 8, 2009
3	221	vs. Baylor	N 17, 1984
4	215	at UAB	S 5, 2009
5	211	at San Jose State	O 2, 2004

STREAKS

OVERALL WIN STREAK

1	12	1949-50
2	8	1916-17
3	7	1919-20
	7	1934
	7	1953-54
	7	2008

SWC WINS

1	10	1948-49
---	----	---------

WAC WINS

1	5	1999
	5	2004

C-USA WINS

1	7	2006-07
2	5	2008

OVERALL LOSSES

1	18	1987-88
2	15	1981-83
3	14	2004

SWC LOSSES

1	26	1981-85
---	----	---------

WAC LOSSES

1	6	1999-2000
---	---	-----------

C-USA LOSSES

1	5	2005
	5	2009
	5	2015

MOST POINTS ALLOWED

SEASON		
1	517	2009
2	515	2007
3	462	2010
4	458	1977
5	447	2005
6	433	2008
7	432	2006
8	430	2015
9	427	1987
10	418	1979

GAME

1	81	at Austin College	N 28, 1912
2	77	at LSU	S 24, 1977
3	76	at La Tech	N 29, 2014
4	72	at Texas	O 1, 1977
5	73	at Houston	N 28, 2009
	73	at Houston	O 27, 2011
7	70	at Ohio State	S 7, 1996
	70	at San Jose State	O 2, 2004
	70	at Baylor	S 26, 2015
10	66	at Oklahoma	S 23, 1978

FEWEST PLAYS ALLOWED

SEASON		
1	528	1948
2	548	1960

GAME

1	42	vs. Southwestern	O 5, 1946
2	43	at Houston	S 4, 1999

MOST PLAYS ALLOWED

SEASON		
1	957	2013
2	939	2007
	939	2008
3	910	1977
4	898	1976
5	884	2012

GAME

1	107	vs. Arkansas	O 31, 1981
2	103	vs. Baylor	N 13, 1976

FEWEST YARDS ALLOWED

SEASON		
1	1,670	1946

GAME

1	81	vs. Southwestern	O 5, 1946
---	----	------------------	-----------

MOST YARDS ALLOWED

SEASON		
1	6,130	2007
2	5,879	2008
3	5,568	2009
4	5,545	2011
5	5,537	2012

GAME

1	793	at Baylor	S 26, 2015
2	777	at Houston	N 28, 1992
3	748	at Houston	O 13, 1907
4	692	at Texas	S 26, 1998
5	685	at Houston	D 2, 1978

FEWEST FIRST DOWNS

SEASON		
1	88	1948
2	117	1960
3	126	1963

GAME

1	0	vs. Austin College	O 19, 1917
2	4	vs. Southwestern	O 5, 1946
	4	vs. Sam Houston St.	S 25, 1948

MOST FIRST DOWNS

SEASON		
1	307	2008
2	289	2007
3	283	1978
4	273	2015
	273	2009
6	272	2003
7	271	1979

GAME

1	35	vs. Houston	D 1, 1979
	35	at Houston	N 28, 1992
3	34	vs. Arkansas	O 31, 1981

FEWEST RUSHING ATT.

SEASON		
1	351	1999
2	357	1941
3	385	1960

GAME

1	11	vs. Houston	N 16, 1991
2	13	vs. Hawai'i	S 18, 2004
3	15	at Hawai'i	O 9, 1999

MOST RUSHING ATT.

SEASON		
1	701	1977
2	696	1979
3	692	1976
4	668	1974
5	667	1973
	667	1978

GAME

1	86	vs. Houston	D 1, 1979
2	81	vs. Arkansas	O 31, 1981
	81	at Texas	O 23, 1971
4	80	vs. SMU	O 20, 1973
	80	vs. Navy	O 10, 2009

FEWEST RUSHING YDS.

SEASON

1	1,264	1953
2	1,288	1964
3	1,317	1960
4	1,323	1994
5	1,373	1999

GAME

1	0	at Tulane	N 3, 2012
2	3	vs. Houston	N 16, 1991
3	5	vs. TCU	N 22, 1952

MOST RUSHING YARDS

SEASON

1	3,644	1978
2	3,627	1976
3	3,618	1977

GAME

1	526	at Texas A&M	O 23, 1976
2	520	vs. Houston	D 1, 1979
3	497	vs. Texas	O 26, 1974

FEWEST PASS COMP.

SEASON

1	46	1956
2	48	1940
3	54	1957

GAME

1	0	vs. Alabama	S 24, 1955
	0	vs. SMU	O 20, 1973

MOST PASS COMP.

SEASON

1	271	2008
2	257	2010
3	254	2007
4	245	2001
5	240	2009
6	235	1992

GAME

1	49	at Houston	N 28, 1992
2	43	vs. Houston	D 2, 1989
3	42	at Houston	N 26, 1988
	42	at Hawai'i	S 27, 2003
5	40	vs. SMU	N 10, 1990
	40	at Texas Tech	S 12, 2009

MOST PASS ATT.

SEASON

1	478	2008
2	438	2007
3	427	2001
4	417	2010
5	414	2014

GAME

1	76	at Houston	N 28, 1992
2	70	at Hawai'i	S 27, 2003
3	64	vs. Hawai'i	N 16, 2002
4	63	vs. Houston	D 2, 1989
	63	at Texas Tech	S 12, 2009
6	62	vs. SMU	N 10, 1990
	62	vs. Southern Miss	O 18, 2008

FEWEST PASSING YDS.

SEASON

1	637	1946
2	670	1957
3	770	1956

GAME

1	0	vs. Alabama	S 24, 1955
	0	vs. SMU	O 20, 1973
3	2	at Texas A&M	N 16, 1974

MOST PASSING YARDS

SEASON

1	3,749	2007
2	3,644	2010
3	3,503	2008
4	3,346	2001
5	3,344	2011

GAME

1	654	at Houston	N 28, 1992
2	534	at Houston	O 27, 2011
3	525	at Houston	N 26, 1988
4	508	at Texas Tech	S 12, 2009
5	494	vs. Houston	N 29, 2008

MOST TOUCHDOWN PASSES

SEASON

1	37	2007
2	34	2008
	34	2010
4	32	2011
5	28	2006
	28	2009

GAME

1	9	at Houston	O 26, 2011
2	8	at Texas Tech	S 12, 2009
2	7	at Houston	N 28, 1992
3	6	vs. Texas A&M	O 24, 1981
	6	at Texas A&M	O 23, 1982
	6	at Houston	N 26, 1988
	6	vs. Houston	N 16, 1991
	6	at San Jose State	O 2, 2004
	6	at Baylor	S 8, 2007
	6	vs. Texas Tech	S 15, 2007

MOST INTERCEPTIONS

SEASON		
1	24	1953
2	20	1958
3	19	1970

GAME		
1	9	vs. Sam Houston St.O 4, 1941

FEWEST INTERCEPTIONS

SEASON		
1	2	2015
2	3	1988
3	5	1979
	5	1994

MOST FUMBLES FORCED

SEASON		
1	42	1978
2	41	1972
	41	1977

GAME			
1	11	vs. Arkansas	N 5, 1949
2	10	vs. Baylor	N 29, 1975
	10	vs. Texas Tech	O 18, 1980

FEWEST FUMBLES FORCED

SEASON		
1	9	2015
2	11	2005
3	13	2000
4	14	1997

MOST FUMBLES RECOVERED

SEASON		
1	33	1978
2	22	1949
	22	1951
	22	1954

GAME			
1	6	vs. TCU	N 25, 1950
	6	vs. LSU	O 4, 1952
	6	vs. LSU	S 28, 1974
	6	vs. Northwestern	S 14, 1991

MOST PENALTIES

SEASON		
1	110	2006
2	97	1983
3	96	1981

GAME			
1	22	vs. TCU	O 8, 1977
2	19	vs. Texas	S 16, 2006
3	17	vs. Texas	S 16, 1978
	17	at Texas A&M	O 27, 1984

FEWEST PENALTIES

SEASON		
1	43	1961
	43	1966
	43	1968

OPPONENT RECORDS

MOST PENALTY YARDS

SEASON		
1	940	1981
	940	1983
3	880	2007

GAME			
1	183	vs. Texas Tech	S 15, 2007
2	181	vs. Houston	N 28, 1992
3	174	vs. TCU	O 8, 1977

FEWEST PENALTY YARDS

SEASON		
1	392	1966
2	400	1961
3	410	1963

MOST FIELD GOALS

GAME			
1	5	vs. Tulane	S 10, 1994
	5	vs. Nevada	O 20, 2001

MOST PUNTS

SEASON		
1	102	1941

GAME			
1	14	at Arkansas	N 9, 1946
	14	vs. Texas Tech	S 27, 1952

FEWEST PUNTS

SEASON		
1	28	1978

GAME			
1	0	vs. Houston	D 1, 1979
	0	vs. Texas	O 1, 1988

OPPONENT RECORDS

LOWEST PUNTING AVERAGE

SEASON		
1	33.9	1954
2	34.5	1955
3	35.6	1970

GAME

1	0.0	at Texas	O 2, 1993
2	14.0	at Tulsa	O 4, 1997
3	19.8	at Baylor	N 12, 1983

HIGHEST PUNTING AVERAGE

SEASON		
1	44.4	1985
2	43.2	1977
3	42.4	2012
4	42.1	2011
5	41.9	2013

GAME

1	57.0	vs. SMU	N 8, 1980
2	51.5	vs. Arkansas	O 31, 1981
3	51.2	vs. Arkansas	N 8, 1975
	51.2	at Air Force	S 21, 1985

FEWEST PUNT RETURNS

SEASON

1	14	2012
2	15	1962
	15	1966
4	16	1963
	16	1972
	16	2004

MOST PUNT RETURNS

SEASON

1	51	1985
2	49	1977
3	42	1971
	42	1983

GAME

1	8	vs. Arkansas	N 3, 1979
2	7	at Texas Tech	O 19, 1985

FEWEST PUNT RETURN YARDS

SEASON

1	48	2012
2	74	1980
2	102	1966
3	121	1993

MOST PUNT RETURN YARDS

SEASON

1	710	1985
2	454	1976
3	437	1977

FEWEST KICKOFF RETURNS

SEASON

1	16	1974
	16	1983
3	20	1939
	20	1997

MOST KICKOFF RETURNS

SEASON

1	86	2008
2	52	2007
3	50	2003
	50	2006

FEWEST KO RETURN YARDS

SEASON

1	344	1983
2	406	1970
3	410	1980

MOST KO RETURN YARDS

SEASON

1	1,603	2008
2	1,103	2003
3	1,082	2007
4	996	2006

GAME

1	222	vs. North Texas	S 27, 2008
2	194	vs. San Jose State	O 2, 2004
3	183	at UTEP	N 1, 2008
4	173	vs. SMU	A 29, 2008
5	168	vs. La.-Lafayette	S 11, 1982

RUSHING ATTEMPTS

CAREER

1	Trevor Cobb (1989-92)	1,091
2	Chad Richardson (1996-99)	493
3	Charles Ross (2009-13)	487
4	Chad Nelson (1994-97)	486
5	Chase Clement (2005-08)	470
6	Robbie Beck (2000-03)	443
7	Kyle Herm (2000-03)	439
8	John Coleman (1972-75)	436
9	Stahle Vincent (1969-71)	430
	Greg Henderson (2001-04)	430

SEASON

1	Trevor Cobb (1991)	360
2	Trevor Cobb (1990)	283
3	Trevor Cobb (1992)	279
4	Jowan Davis (2014)	245
5	Stahle Vincent (1971)	243
6	Quinton Smith (2006)	211
	Charles Ross (2013)	211
8	Ed Bailey (2004)	208
9	Kyle Herm (2001)	205
10	Chad Richardson (1999)	203

GAME

1	Trevor Cobb vs. Iowa State (S 28, 1991)	42
2	Trevor Cobb at SMU (N 9, 1991)	41
3	Trevor Cobb vs. Houston (N 16, 1991)	40
4	Stahle Vincent vs. Baylor (N 27, 1971)	39
	Trevor Cobb at Arkansas (N 3, 1990)	39
6	Butch Robinson at Baylor (N 30, 1968)	38
	Trevor Cobb vs. Texas Tech (O 20, 1990)	38
8	Trevor Cobb at Tulane (S 21, 1991)	36

RUSHING YARDS

CAREER (Minimum of 1,500 Yards)

1	Trevor Cobb (1989-92)	4,948
2	Charles Ross (2009-12)	2,689
3	Quinton Smith (2003-06)	2,505
4	Michael Perry (1995-96)	2,496
5	Chad Nelson (1994-97)	2,415
6	Robbie Beck (2000-03)	2,218
7	Kyle Herm (2000-03)	2,028
8	Chad Richardson (1996-99)	2,024
9	Greg Henderson (2001-04)	1,995
10	Kosse Johnson (1951-53)	1,917
11	Spencer George (1993-96)	1,790
12	Dicky Maegle (1952-54)	1,773
13	Darik Dillard (2013-)	1,746
14	Chase Clement (2005-08)	1,741

15	Jowan Davis (2013-)	1,729
16	Ed Bailey (2001-04)	1,700
17	Stahle Vincent (1969-71)	1,675
18	Yoncy Edmonds (1992-95)	1,647
19	Jamie Tyler (1998-2001)	1,642
20	Earl Cooper (1976-79)	1,583
21	Tyler Smith (2007-11)	1,573
22	John Coleman (1972-75)	1,548
23	Lorenzo Cyphers (1985-88)	1,506

SEASON

1	Trevor Cobb (1991)	1,692
2	Trevor Cobb (1992)	1,386
3	Trevor Cobb (1990)	1,325
4	Charles Ross (2013)	1,270
5	Quinton Smith (2006)	1,096
6	Michael Perry (1997)	1,034
7	Ed Bailey (2004)	1,021
8	Jowan Davis (2014)	956
9	Chad Nelson (1997)	953
10	Stahle Vincent (1971)	945

GAME (200 Yards or More)

1	Dicky Maegle vs. Alabama (J 1, 1954)	265
2	Antonio Brinkley vs. Lamar (S 28, 1985)	244
3	Trevor Cobb vs. Iowa State (S 28, 1991)	240
4	Ed Bailey vs. Hawai'i (S 18, 2004)	234

5	Chad Richardson vs. Colorado St. (O 31, 1998)	224
6	Trevor Cobb vs. Sam Houston State (S 26, 1992)	223
7	Trevor Cobb at Tulane (S 21, 1991)	216
8	Larry Cardwell vs. TCU (N 21, 1970)	215
	Charles Ross vs. La Tech (N16, 2013)	215
10	Trevor Cobb vs. SMU (O 10, 1992)	210
11	Trevor Cobb vs. Texas Tech (O 20, 1990)	203
	Trevor Cobb at SMU (N 9, 1991)	203

YARDS PER CARRY

CAREER (Minimum 150 Attempts)

1	Dicky Maegle (1952-54)	6.6
2	Todd Jones (1984-87)	6.2
3	Anthony Griffin (1997-2000)	5.9
	Quinton Smith (2003-06)	5.9
5	Michael Perry (1995-98)	5.8
6	Leroy Bradley (1998-2001)	5.6
7	Charles Ross (2009-13)	5.5
8	Benji Wood (1996-97)	5.3
9	Chad Nelson (1994-97)	5.2
10	Vincent Hawkins (1999-2002)	5.1

SEASON (Minimum 75 Attempts)

1	Dicky Maegle (1953)	7.31
2	Thomas Lott (2003)	7.29
3	Todd Jones (1987)	7.1
4	Michael Perry (1997)	6.4
	Quinton Smith (2005)	6.4
6	Dicky Maegle (1954)	6.29
7	Chad Nelson (1996)	6.26
8	Charles Ross (2013)	6.1
9	Kyle Herm (2003)	5.9
10	Yoncy Edmonds (1995)	5.83

GAME (Minimum 8 Attempts)

1	Dicky Maegle vs. Alabama (J 1, 1954)	24.1
2	Vincent Hawkins vs. Tulsa (N 10, 2001)	14.4
3	Chad Nelson vs. SMU (O 19, 1996)	14.1
4	Byron Coston at Iowa State (S 24, 1994)	14.0
5	Benji Wood at Tulane (S 13, 1997)	13.6
6	Tyler Smith at Houston (O 27, 2011)	13.1

MOST 100-YARD GAMES**CAREER**

1	Trevor Cobb (1989-92)	24
---	-----------------------	----

SEASON

1	Trevor Cobb (1991)	9
2	Trevor Cobb (1992)	8
3	Charles Ross (2013)	7
4	Trevor Cobb (1990)	6
5	Yoncy Edmonds (1993)	5
	Michael Perry (1997)	5
	Ed Bailey (2004)	5
	Quinton Smith (2005)	5
	Quinton Smith (2006)	5

CONSECUTIVE

1	Trevor Cobb (1991)	6
2	Trevor Cobb (1992)	5
3	Trevor Cobb (1990)	4

MOST 200-YARD GAMES**SEASON**

1	Trevor Cobb (1991)	3
2	Trevor Cobb (1992)	2

CONSECUTIVE

1	Trevor Cobb (1991)	2
---	--------------------	---

CAREER

1	Trevor Cobb (1989-92)	6
---	-----------------------	---

LONGEST RUNS

1	Tyler Smith at Houston (O 27, 2011)	97
2	(*)Dicky Maegle vs. Alabama (J 1, 1954)	95
	Kyle Herm vs. Nevada (N 1, 2003)	95
3	King Hill at TCU (N 23, 1957)	93
4	Bob Nemir vs. Southwestern (O 6, 1945)	88
5	Byron Coston at Iowa State (S24, 1994)	87
6	Marcus Rucker at San Jose State (O 2, 2004)	86
7	George Walmsley at Arkansas (N 11, 1944)	85

(*) - This is the famous bench tackle in which Maegle was awarded distance to goal and a touchdown.

RUSHING TOUCHDOWNS**CAREER**

1	Trevor Cobb (1989-92)	38
2	Charles Ross (2009-13)	36

SEASON

1	Benjie Wood (1997)	16
2	Charles Ross (2013)	15
3	Trevor Cobb (1991)	14
4	Ed Bailey (2004)	12
	Chase Clement (2008)	12
6	Dicky Maegle (1954)	11
	Trevor Cobb (1992)	11
	Chad Nelson (1996)	11
	Chad Richardson (1999)	11
	Chad Richardson (1999)	11
	Kyle Herm (2001)	11
	Taylor McHargue (2012)	11

GAME

1	Charles Ross (N 16, 2013)	5
2	Dicky Maegle vs. Cornell (O 2, 1954)	4
	Butch Blume at Texas Tech (N 4, 1961)	4
	Lester Lehman vs. Baylor (D 2, 1967)	4
	Donald Hollas vs. Texas Tech (O 20, 1990)	4
	Benji Wood at Tulane (S 13, 1997)	4
	Robbie Beck at Fresno State (O 25, 2003)	4
	Ed Bailey vs. SMU (O 9, 2004)	4
	Jeremy Eddington vs. ECU (N 20, 2010)	4

ATTEMPTS

CAREER

1	Chase Clement (2005-08)	1,387
2	Randy Hertel (1977-80)	1,121
3	Tommy Kramer (1973-76)	1,036
4	Taylor McHargue (2010-13)	881
5	Mark Comalander (1984-87)	753
6	Driphus Jackson (2012-15)	732
7	Nick Fanuzzi (2009-11)	704
8	Quentis Roper (1985-88)	643
9	Donald Hollas (1987-90)	606
10	Bruce Gadd (1970-72)	580

SEASON

1	Chase Clement (2007)	508
2	Tommy Kramer (1976)	501
3	Chase Clement (2008)	490
4	Randy Hertel (1977)	356
5	Driphus Jackson (2014)	331
6	Taylor McHargue (2012)	325
7	Taylor McHargue (2013)	324
8	Bruce Gadd (1972)	322
9	Driphus Jackson (2015)	316
10	Randy Hertel (1979)	294

GAME

1	Chase Clement vs. Tulsa (N 24, 2007)	66
2	Tommy Kramer at Texas A&M (O 23, 1976)	60
3	Tommy Kramer vs. Texas (O 2, 1976)	57
4	Randy Hertel vs. Houston (N 26, 1977)	52
5	Tommy Kramer vs. Houston (N 27, 1976)	51
	Randy Hertel at Houston (D 2, 1978)	51
7	Mark Comalander vs. (N 28, 1987)	50

COMPLETIONS

CAREER

1	Chase Clement (2005-08)	832
2	Randy Hertel (1977-80)	561
3	Tommy Kramer (1973-76)	507
4	Taylor McHargue (2010-13)	496
5	Nick Fanuzzi (2009-11)	425
6	Driphus Jackson (2012-15)	420
7	Mark Comalander (1984-87)	391
8	Donald Hollas (1987-90)	343
9	Quentis Roper (1985-88)	301
10	Bruce Gadd (1970-72)	287

SEASON

1	Chase Clement (2008)	326
2	Chase Clement (2007)	300
3	Tommy Kramer (1976)	269
4	Taylor McHargue (2012)	194
5	Driphus Jackson (2014)	191
6	Driphus Jackson (2015)	185
7	Bruce Gadd (1972)	170
8	Taylor McHargue (2013)	169
9	Nick Fanuzzi (2009)	162
10	Randy Hertel (1977)	156
	Donald Hollas (1989)	156

GAME

1	Chase Clement vs. Tulsa (N 24, 2007)	40
2	Joel Armstrong vs. Troy (D 23, 2006)	35
	Chase Clement at SMU (N 10, 2007)	35
4	Tommy Kramer vs. Texas (O 2, 1976)	34
	Chase Clement vs. Tulane (N 17, 2007)	34
6	Bruce Gadd vs. Clemson (S 23, 1972)	31
7	Chase Clement vs. Southern Miss (O18, 2008)	30
	Chase Clement vs. Western Mich. (D 30, 2008)	30
	Nick Fanuzzi vs. UTEP (N 5, 2011)	30
10	Tommy Kramer vs. SMU (N 6, 1976)	29
	Tommy Kramer at Florida (N 20, 1976)	29
	Chase Clement at Army (S 30, 2006)	29
	Nick Fanuzzi at SMU (N 7, 2009)	29

Driphus Jackson at North Texas (S 19, 2015) 29

YARDS

CAREER

1	Chase Clement (2005-08)	9,785
2	Tommy Kramer (1973-76)	6,197
3	Randy Hertel (1977-80)	6,161
4	Taylor McHargue (2010-13)	6,122
5	Driphus Jackson (2012-15)	5,912
6	Mark Comalander (1984-87)	4,810
7	Nick Fanuzzi (2009-11)	4,402
8	Donald Hollas (1987-90)	4,039
9	Quentis Roper (1985-88)	3,895
10	Bruce Gadd (1970-72)	3,454

SEASON

1	Chase Clement (2008)	4,119
2	Chase Clement (2007)	3,377
3	Tommy Kramer (1976)	3,317
4	Driphus Jackson (2014)	2,842
5	Driphus Jackson (2015)	2,348
6	Taylor McHargue (2013)	2,345
7	Taylor McHargue (2012)	2,209
8	Bruce Gadd (1972)	2,064
9	Donald Hollas (1989)	1,815
10	Donald Hollas (1990)	1,808

GAME

1	Chase Clement vs. Tulsa (N 24, 2007)	541
2	Chase Clement vs. Southern Miss (O 18, 2008)	444
3	Tommy Kramer vs. Houston (N 27, 1976)	409
4	Nick Fanuzzi vs. UTEP (N 5, 2011)	405
5	Tommy Kramer vs. Texas (O 2, 1976)	397
6	Chase Clement vs. UTEP (N 3, 2007)	395
7	Tommy Kramer vs. SMU (N 6, 1976)	386
8	Chase Clement vs. Army (N 8, 2008)	384
9	Chase Clement vs. Houston (N 29, 2008)	381
10	Tommy Kramer at Texas A&M (O 23, 1976)	376

COMPLETION PERCENTAGE**CAREER (Minimum 100 Attempts)**

1	Nick Fanuzzi (2009-11)	60.3
2	Chase Clement (2005-08)	60.0
3	Driphus Jackson (2012-15)	57.4
4	Donald Hollas (1987-90)	56.6
5	Driphus Jackson (2012-pres.)	56.5
6	Taylor McHargue (2010-13)	56.3
7	Frank Ryan (1955-57)	56.2
8	Bert Emanuel (1992-93)	55.2
9	King Hill (1955-57)	52.0
10	Mark Comalander (1984-87)	51.9

SEASON (Minimum 75 Attempts)

1	Chase Clement (2008)	66.5
2	Nick Fanuzzi (2010)	62.7
3	Nick Fanuzzi (2009)	60.0
4.	Taylor McHargue (2012)	59.7
5	Chase Clement (2007)	59.1
6	Joel Armstrong (2006)	58.6
7	Driphus Jackson (2015)	58.5
8	Bert Emanuel (1993)	57.8
9	Chase Clement (2006)	57.7
	Driphus Jackson (2014)	57.7

GAME (Minimum 10 Attempts)

1	Josh LaRocca vs. Baylor (N 12, 1994)	91.7
		(11-12)

TOUCHDOWN PASSES**CAREER**

1	Chase Clement (2005-08)	99
2	Driphus Jackson (2012-15)	48
3	Taylor McHargue (2010-13)	43
4	Randy Hertel (1977-80)	38
5	Tommy Kramer (1973-76)	37
6	Driphus Jackson (2012-)	30
7	Mark Comalander (1984-87)	27
8	Michael Calhoun (1981-82)	26

9	Quentis Roper (1985-88)	23
	Josh LaRocca (1991-95)	23

SEASON

1	Chase Clement (2008)	44
2	Chase Clement (2007)	29
3	Driphus Jackson (2014)	24
4	Michael Calhoun (1981)	21
5	Tommy Kramer (1976)	21
6	Chase Clement (2006)	21
7	Driphus Jackson (2015)	18
8	Taylor McHargue (2013)	17
9	Randy Hertel (1978)	12
	Bert Emanuel (1993)	12
	Taylor McHargue (2012)	12

GAME

1	Chase Clement vs. UTEP (N 3, 2007)	6
	Chase Clement vs. SMU (A 29, 2008)	6
	Chase Clement vs. Southern Miss (O 18, 2008)	6
4	Chase Clement at Army (S 30, 2006)	5
	Chase Clement vs. UTEP (N 1, 2008)	5
	Chase Clement vs. Houston (N 29, 2008)	5
7	Vernon Glass vs. Santa Clara (S 30, 1950)	4
	Tommy Kramer vs. Utah (S 18, 1976)	4
	Michael Calhoun vs. TCU (O 10, 1981)	4
	Michael Calhoun at Texas Tech (O 17, 1981)	4

Michael Calhoun vs. Texas A&M (O 24, 1981)	4
Chase Clement vs. Marshall (N 22, 2008)	4
Taylor McHargue vs. UTEP (O 26, 2013)	4
Driphus Jackson vs. La Tech (N 29, 2014)	4

INTERCEPTIONS THROWN**CAREER**

1	Randy Hertel (1977-80)	68
2	Tommy Kramer (1973-76)	52
3	Bruce Gadd (1970-72)	45
4	Mark Comalander (1984-87)	37
5	Quentis Roper (1985-88)	36
6	Chase Clement (2005-08)	34
7	Robert Hailey (1965-67)	30
8	Donald Hollas (1987-90)	29
9	Josh LaRocca (1991-95)	25
10	Michael Calhoun (1981-82)	22

SEASON

1	Randy Hertel (1977)	24
	Randy Hertel (1979)	24
3	Bruce Gadd (1972)	22
4	Tommy Kramer (1976)	19
5	Bruce Gadd (1971)	18
	Donald Hollas (1990)	18

GAME

1	Tommy Kramer at TCU (N 22, 1975)	5
	Randy Hertel vs. Houston (N 26, 1977)	5
	Mark Comalander vs. Texas State (S 20, 1986)	5
	Joel Armstrong vs. Troy (D 23, 2006)	5

LONGEST PASS PLAYS

1	Driphus Jackson-Sam McGuffie vs. Houston (S 29, 2012)	88
	Driphus Jackson-Jordan Taylor vs. NT (O 25, 2014)	88
3	Kerry Overton-Elliston Stinson at Air Force (S 21, 1985)	86
4	Kyle Herm-Ben Wiggins at SMU (N 15, 2003)	82
5	King Hill-Buddy Dial vs. Stanford (O 5, 1957)	81
	Driphus Jackson-James Mayden vs. Hawai'i (O 25, 2014)	81
7	Seven Times	80
	Tommy Kramer-James Sykes vs. Houston (N 27, 1976)	
	Mark Comalander-Chris Nixon at TCU (O 11, 1986)	
	Bert Emmanuel-Louis Balady vs. Sam Houston St. (S 26, 1992)	
	Joel Armstrong-Mike Falco vs. UCF (N 19, 2005)	
	C. Clement-Quinton Smith vs. Houston (S 2, 2006)	
	Chase Clement-Jarett Dillard vs. Army (N 8, 2008)	
	Nick Fanuzzi-Toren Dixon at ECU (O 17, 2009)	

RECEIVING

RECEPTIONS

CAREER (100 or More Receptions)		
1	Jarett Dillard (2005-08)	292
2	Eric Henley (1988-91)	186
3	Jordan Taylor (2011-14)	175
4	Toren Dixon (2006-09)	161
5	James Casey (2007-08)	157
6	David Houser (1974, 1976-78)	152
7	Vance McDonald (2009-12)	119
8	Doug Cunningham (1975-78)	117
9	Ed Lofton (1973-75)	112
10	Larry Davis (1967-69)	103
11	Sam McGuffie (2010-12)	102

SEASON

1	James Casey (2008)	111
2	Jarett Dillard (2006)	91
3	Jarett Dillard (2008)	87
4	Eric Henley (1989)	81
5	Jarett Dillard (2007)	79
6	James Sykes (1976)	76
7	Doug Cunningham (1976)	57
	Jordan Taylor (2012)	57
9	David Houser (1977)	55
	Jordan Taylor (2013)	55

GAME

1	David Houser at Florida (N 20, 1976)	14
---	--------------------------------------	----

YARDS

CAREER

1	Jarett Dillard (2005-08)	4,138
2	Jordan Taylor (2011-14)	2,585
3	David Houser (1974, 1976-78)	2,358
4	Eric Henley (1988-91)	2,199
5	James Casey (2007-08)	1,914
6	Toren Dixon (2006-09)	1,746
7	Jordan Taylor (2011-)	1,743
8	Doug Cunningham (1975-78)	1,522
9	Vance McDonald (2009-12)	1,513
10	Dennis Parks (2012-15)	1,507

SEASON

1	James Casey (2008)	1,329
2	Jarett Dillard (2008)	1,310
3	Jarett Dillard (2006)	1,247
4	Jarett Dillard (2007)	1,057
5	David Houser (1976)	931
6	Eric Henley (1989)	900
7	Jordan Taylor (2013)	848
8	Jordan Taylor (2014)	842
9	Jordan Taylor (2012)	826
10	David Houser (1977)	795

GAME

1	James Casey at Memphis (S 6, 2008)	208
2	David Houser at Florida (N 20, 1976)	196
3	Jordan Taylor vs. UTEP (O 26, 2013)	185
4	Doug Cunningham at TCU (O 9, 1976)	175
5	James Casey vs. Houston (N 29, 2008)	172
6	Jarett Dillard at Army (S 30, 2006)	171
7	David Houser at Texas A&M (O 23, 1976)	170
8	Ben Wiggins at SMU (N 15, 2003)	168
	Jarett Dillard vs. UTEP (N 3, 2007)	168
10	Dennis Parks at North Texas (S 19, 2015)	163

TOUCHDOWNS

CAREER

1	Jarett Dillard (2005-08)	60
2	Jordan Taylor (2011-14)	20
3	David Houser (1974, 1976-78)	18
4	James Casey (2007-08)	17
5	Eric Henley (1988-91)	16
6	Kenneth Roy (1973-76)	15
	Vance McDonald (2009-12)	15
8	Buddy Dial (1956-58)	13
	Froggy Williams (1946-49)	13
	Toren Dixon (2006-09)	13

SEASON

1	Jarett Dillard (2006)	21
2	Jarett Dillard (2008)	20
3	Jarett Dillard (2007)	14
4	James Casey (2008)	13
5	Kenneth Roy (1976)	9
6	Vance McDonald (2010)	8
	Jordan Taylor (2013)	8
	Mario Hull (2014)	8
9	Bill Howton (1951)	7
	David Houser (1978)	7
	Jordan Taylor (2014)	7

GAME

1	Jarett Dillard vs. North Texas (S 27, 2008)	4
2	Bill Howton at SMU (O 20, 1951)	3
	Kenneth Roy vs. Utah (S 18, 1976)	3
	Jarett Dillard at Army (S 30, 2006)	3
	Jarett Dillard vs. UAB (O 14, 2006)	3
	Jarett Dillard at Tulsa (N 11, 2006)	3
	Jarett Dillard vs. SMU (N 25, 2006)	3
	Jarett Dillard vs. Memphis (O 20, 2007)	3
	Jarett Dillard vs. SMU (A 29, 2008)	3
	Jarett Dillard vs. Southern Miss (O 18, 2008)	3
	James Casey vs. UTEP (N 1, 2008)	3
	James Casey vs. Houston (N 1, 2008)	3
	Vance McDonald vs. Tulane (N 11, 2010)	3
	Jordan Taylor vs. Air Force (D 29, 2012)	3
	Jordan Taylor vs. UTEP (O 26, 2013)	3

DEFENSE**TACKLES****CAREER**

1	O.J. Brigance (1987-90)	367
2	Dan Dawson (1998-2001)	318
	Andrew Sendejo (2006-09)	318
4	Danny Burgess (1983-86)	310
5	Richard Gray (1980-82)	306
6	Larry Izzo (1992-95)	301
7	Jason Hebert (1998-2001)	300
8	Paul Porras (2010-13)	295
9	Joe Davis (1992-95)	293
10	Travis Ortega (1997-2000)	286
	Travis Bradshaw (2008-11)	286

SEASON

1	Robert Williamson (1980)	196
2	Wayne Harpold (1982)	136
3	Randy Piel (1974)	131
4	O.J. Brigance (1988)	128
5	Rodney Norton (1974)	127
	Richard Gray (1982)	127
	Tony Barker (1991)	127
8	Larry Izzo (1995)	121
	Travis Bradshaw (2009)	121
10	Brian Raines (2006)	118

QUARTERBACK SACKS**CAREER**

1	Brandon Green (1999-2002)	24
	Scott Solomon (2007-11)	24
3	Ndukwe Kalu (1993-96)	20
4	John Syptak (2002-05)	16
5	Scott Solomon (2007-10)	15.5
6	Matt Sign (1989-92)	14
	Courtney Gordon (2003-06)	14

SEASON

1	Brandon Green (2001)	12
2	Zach Patt (2014)	9.5
3	Scott Solomon (2011)	8.5
4	Ndukwe Kalu (1994)	8
	John Syptak (2004)	8
	Courtney Gordon (2006)	8
7	Brian Nordstrom (2014)	7.5
8	Tim Fitzpatrick (1989)	7
	Alonzo Williams (1991)	7
	Ndukwe Kalu (1995)	7
	Brandon Green (2002)	7
10	Scott Solomon (2009)	6.5

**TACKLES FOR LOSS
(INCLUDING SACKS)****CAREER**

1	Larry Izzo (1992-95)	46
2	Scott Solomon (2007-11)	43.5
3	Brandon Green (1999-2002)	42
4	John Syptak (2002-05)	38
5	Matt Sign (1989-92)	36
6	Alonzo Williams (1989-92)	35
7	Dan Dawson (1998-2001)	33
8	Thomas Benford (1995-98)	32
9	Rashad Reynolds (1995-98)	28
10	Courtney Gordon (2003-06)	27

SEASON

1	Brandon Green (2001)	21
2	Brian Nordstrom (2014)	19.5
3	Larry Izzo (1995)	18
4	Clenzie Pierson (1981)	16
	Larry Izzo (1994)	16
6	Rashad Reynolds (1997)	15
	John Syptak (2004)	15
	Courtney Gordon (2006)	15
9	Scott Solomon (2011)	13.5
10	Brian Raines (2006)	12.5
	Brian Womac (2015)	12.5

INTERCEPTIONS		
CAREER		
1	Bruce Henley (1971-73)	15
2	Huey Keeney (1945-48)	13
	Dan Dawson (1998-2001)	13
	Bryce Callahan (2011-14)	13
5	Nathan Bennett (1990-93)	11
	LaDouphyous McCalla (1994-98)	11
7	Jason Hebert (1998-2001)	10
8	Michael Downs (1977-80)	9
	Brian Patterson (1981-83)	9
	Andrew Sendejo (2006-09)	9

TOTAL OFFENSE		
SEASON		
1	Bruce Henley (1972)	7
	Dan Dawson (2000)	7
3	Rex Procter (1950)	6
	Bruce Henley (1971)	6
	Larry Brune (1975)	6
	David Griffin (1989)	6
	Nathan Bennett (1993)	6
	Bryce Callahan (2011)	6
8	Chris Hale (1970)	5
	Michael Downs (1978)	5
	Dwayne Holmes (1984)	5
	Tony Barker (1991)	5
	LaDouphyous McCalla (1997)	5
	Andrew Sendejo (2007)	5
GAME		
1	Don Anderson vs. Texas A&M (N 15, 1947)	3
	Gerald Weatherly vs. Clemson (S 24, 1949)	3
	Carl Johnson vs. TCU (N 22, 1952)	3
	Dicky Maegle vs. Baylor (N 28, 1953)	3
	Pinky Nesbit vs. Texas A&M (N 14, 1953)	3
	Bucky Allshouse vs. TCU (N 21, 1970)	3
	Michael Downs at TCU (O 14, 1978)	3
	William McClay vs. Texas State (S 26, 1987)	3
	Dan Dawson vs. Hawai'i (O 21, 2000)	3

PLAYS		
CAREER		
1	Chase Clement (2005-08)	1,857 (470-1,387)
2	Randy Hertel (1977-80)	1,363 (242-1,121)
3	Tommy Kramer (1973-76)	1,357 (321-1,036)
4	Taylor McHargue (2010-13)	1,322 (442-881)
5	Driphus Jackson (2012-15)	1,035 (303-732)
6	Quentis Roper (1985-88)	970 (327-643)
7	Mark Comalander (1984-87)	906 (153-753)
8	Nick Fanuzzi (2009-11)	849 (145-704)
9	Donald Hollas (1987-90)	841 (235-606)
10	Trevor Cobb (1989-92)	812 (812-0)
SEASON		
1	Chase Clement (2007)	652 (144-508)
2	Chase Clement (2008)	644 (154-490)
3	Tommy Kramer (1976)	562 (61-501)
4	Taylor McHargue (2012)	489 (164-325)
5	Taylor McHargue (2013)	481 (157-324)
6	Driphus Jackson (2014)	452 (121-331)
7	Driphus Jackson (2015)	424 (108-316)
8	Randy Hertel (1977)	403 (56-357)
9	Michael Calhoun (1981)	401 (168-233)
10	Quentis Roper (1988)	395 (124-271)

YARDS		
CAREER		
1	Chase Clement (2005-08)	11,526 (1,741-9,785)
2	Taylor McHargue (2010-13)	7,533 (1,411-6,122)
3	Driphus Jackson (2012-15)	6,722 (810-5,912)
4	Tommy Kramer (1973-76)	6,336 (139-6,197)
5	Randy Hertel (1977-80)	5,751 (-410-6,161)
6	Trevor Cobb (1989-92)	4,948 (4,948-0)
7	Quentis Roper (1985-88)	4,924 (1,029-3,895)
8	Donald Hollas (1987-90)	4,832 (793-4,039)
9	Mark Comalander (1984-87)	4,561 (-219-4,780)
10	Nick Fanuzzi (2009-11)	4,486 (84-4,402)

GAME		
1	Chase Clement vs. Tulsa (N 24, 2007)	83 (14-58)
2	Chase Clement vs. UTEP (N 3, 2007)	72 (17-66)
3	Joel Armstrong vs. Troy (N 23, 2006)	70 (16-54)

GAME	(Rush-Pass)
1 Chase Clement vs. Tulsa (N 24, 2007)	601 (60-541)
2 Chase Clement vs. UTEP (N 3, 2007)	491 (103-395)
3 Chase Clement vs. Memphis (O 20, 2007)	488 (124-364)
4 Taylor McHargue vs. Marshall (S 22, 2012)	467 (153-314)
5 Chase Clement vs. USM (O 18, 2008)	466 (22-444)
6 Chase Clement vs. Army (N 8, 2008)	459 (87-372)
7 Chase Clement vs. Houston (N 29, 2008)	439 (58-381)
8 Tommy Kramer vs. SMU (N 6, 1976)	398 (12-386)
Chase Clement vs. Memphis (S 6, 2008)	398 (318-80)
10 Tommy Kramer vs. Houston (N 27, 1976)	397 (-12-409)

SEASON	(Rush-Pass)
1 Chase Clement (2008)	4,812 (693-4,119)
2 Chase Clement (2007)	3,912 (538-3,377)
3 Tommy Kramer (1976)	3,272 (-45-3,317)
4 Driphus Jackson (2014)	3,243 (401-2,842)
5 Taylor McHargue (2012)	2,874 (665-2,209)
6 Taylor McHargue (2013)	2,809 (464-2,345)
7 Donald Hollas (1989)	2,246 (431-1,815)
8 Bert Emanuel (1992)	2,238 (680-1,558)
9 Kyle Herm (2001)	2,018 (897-1,121)
10 Donald Hollas (1990)	2,003 (195-1,808)

TOUCHDOWNS

CAREER	(Rush-Pass)
1 Chase Clement (2005-08)	124 (25-99)
2 Taylor McHargue (2010-)	60 (17-43)
3 Tommy Kramer (1973-76)	48 (11-37)
4 Randy Hertel (1977-80)	42 (5-37)
5 Trevor Cobb (1989-92)	38 (38-0)
6 Mark Comalander (1984-87)	36 (9-27)
Charles Ross (2009-13)	36 (36-0)
8 Kyle Herm (2000-03)	35 (18-17)
9 Donald Hollas (1987-90)	34 (19-15)
Bert Emanuel (1992-93)	34 (11-23)
Robbie Beck (2000-03)	34 (34-0)

SEASON	(Rush-Pass)
1 Chase Clement (2008)	56 (12-44)
2 Chase Clement (2007)	37 (8-29)
3 Tommy Kramer (1976)	25 (4-21)
Chase Clement (2006)	25 (4-21)
Driphus Jackson	25 (1-24)
6 Taylor McHargue (2012)	23 (11-12)
7 Michael Calhoun (1981)	22 (1-21)
Taylor McHargue (2013)	22 (5-17)
9 Donald Hollas (1990)	19 (11-8)
Kyle Herm (2001)	19 (11-8)

GAME	(Rush-Pass)
1 Chase Clement vs. UTEP (N 3, 2007)	8 (2-6)
2 Griff Vance vs. SMU (N 17, 1916)	6 (6-0)
3 Donald Hollas vs. Texas Tech (O 20, 1990)	5 (4-1)
Greg Henderson vs. Hawai'i (S 18, 2004)	5 (3-2)
Chase Clement at Army (S 30, 2006)	5 (5-0)
Chase Clement vs. Memphis (O 20, 2007)	5 (1-4)

ALL-PURPOSE YARDS

TOTAL YARDS

CAREER	(Rush-Rec-Return)
1 Trevor Cobb (1989-92)	6,512 (4948-892-672)
2 Michael Perry (1995-98)	5,582 (2496-219-2867)
3 Jarett Dillard (2005-08)	4,169 (-2 -4138-33)
4 Charles Ross (2009-13)	3,772 (2580-277-915)
5 Eric Henley (1988-91)	3,405 (337-2199-869)
6 James Sykes (1973-76)	3,284 (1099-785-1400)
7 Quinton Smith (2003-06)	3,055 (2505-448-102)
8 Earl Cooper (1976-79)	2,784 (1583-802-399)
9 Dicky Maegle (1952-54)	2,747 (1771-317-659)

SEASON		(Rush-Rec-Return)
1	Trevor Cobb (1991)	1,844 (1692-136-16)
2	Michael Perry (1997)	1,784 (1034-44-706)
3	Trevor Cobb (1990)	1,674 (1325-312-37)
4	James Casey (2008)	1,682 (241-1329-112)
5	Trevor Cobb (1992)	1,669 (1386-283-0)
6	Quinton Smith (2006)	1,608 (1096-410-102)
7	Michael Perry (1996)	1,561 (656-9-896)
8	James Sykes (1976)	1,550 (435-653-462)
9	Dicky Maegle (1954)	1,512 (905-198-409)
10	Trevor Cobb (1989)	1,325 (545-161-619)

GAME		(Rush-Rec-Return)
1	Trevor Cobb vs. Iowa State, (S 28, 1991)	295 (240-39-16)
2	Jeremy Eddington at UTEP (N 24, 2012)	279 (59-10-210)
3	Trevor Cobb vs. Wake Forest (S 1, 1990)	271 (175-75-21)
4	Michael Perry vs. Texas (S 27, 1997)	269 (211-0-58)
5	Dicky Maegle vs. Alabama (J 1, 1954)	265 (265-0-0)
6	Charles Ross at Tulane (N 13, 2010)	264(3-0-261)
7	Antonio Brinkley vs. Lamar (S 28, 1985)	255 (244-11-0)

8	Michael Perry at Texas (O 7, 1995)	252 (123-7-122)
9	Michael Perry vs. Utah (N 2, 1996)	246 (84-0-162)
10	Trevor Cobb vs. Houston (D 2, 1989)	244 (78-0-166)

TOTAL PLAYS

CAREER		(Rush-Rec-Return)
1	Trevor Cobb (1989-92)	1,223 (1091-94-38)
2	Michael Perry (1995-98)	598 (428-14-156)
3	Charles Ross (2009-13)	549 (477-35-37)
4	Earl Cooper (1976-79)	529 (407-101-21)
5	Quinton Smith (2003-06)	478 (422-50-6)
6	Lorenzo Cyphers (1985-88)	477 (401-75-1)
7	John Coleman (1972-75)	460 (436-24-0)
8	Stahle Vincent (1969-71)	450 (430-20-0)
	Spencer George (1993-96)	450 (419-24-7)
10	Kosse Johnson (1951-53)	423 (400-14-9)

SEASON		(Rush-Rec-Return)
1	Trevor Cobb (1991)	375 (360-14-1)
2	Trevor Cobb (1990)	321 (283-36-2)
3	Trevor Cobb (1992)	301 (279-22-0)
4	Stahle Vincent (1971)	260 (243-17-0)
5	Quinton Smith (2006)	257 (211-40-6)
6	Trevor Cobb (1989)	226 (169-22-35)
7	Charles Ross (2013)	216 (211-5-0)
8	Calvin Fance (1980)	211 (192-19-0)
9	Kevin Trigg (1983)	209 (198-10-1)
10	Kyle Herm (2001)	205 (205-0-0)

GAME		
1	Trevor Cobb vs. Iowa State (S 28, 1991)	47
2	Trevor Cobb vs. Houston (D 2, 1989)	46
3	Trevor Cobb at SMU (N 9, 1991)	41
4	Trevor Cobb at Arkansas (N 3 1990)	40
	Trevor Cobb vs. Houston (N 16, 1991)	40
	Trevor Cobb at TCU (O 24, 1992)	40

KICKOFF RETURNS

CAREER		
1	Michael Perry (1995-98)	109
2	Quentis Roper (1985-88)	73
3	Ja'Corey Shepherd (2005-08)	68
4	Sean White (1999-2002)	62
5	James Sykes (1973-76)	52
6	Chuck Latourette (1964-66)	45
7	Shane Turner (2009-10)	44
8	Mike Falco (2003-06)	41
9	Andray Downs (2003-06)	39
10	Nathan Bennett (1990-93)	38

SEASON		
1	Ja'Corey Shepherd (2008)	41
2	Shane Turner (2009)	37
3	Quentis Roper (1986)	34
4	Trevor Cobb (1989)	33
5	Michael Perry (1997)	31
	Michael Perry (1998)	31
7	Austin Walter (2015	30
8	Ja'Corey Shepherd (2007)	27
	Andy Erickson (2010)	27
10	Vince Courville (1982)	26

RETURNS

GAME

1	Trevor Cobb vs. Houston (D 2, 1989)	11
2	Clint Hatfield at Fresno State (N 3, 2001)	9
	Austin Walter vs. Southern Miss (N 14, 2015)	9
4	Andray Downs at San Jose St. (O 2, 2004)	8
	Shane Turner vs. Navy (O 10, 2009)	8

KICKOFF RETURN YARDS**CAREER**

1	Michael Perry (1995-98)	2,366
2	Quentis Roper (1985-88)	1,683
3	James Sykes (1973-76)	1,398
4	Ja'Corey Shepherd (2005-08)	1,358
5	Sean White (1999-2002)	1,155
6	Shane Turner (2009-10)	1,021
7	Carl Swierc (1971-73)	910
8	Gene Fleming (1962-64)	885
9	Chuck Latourette (1964-66)	872

SEASON

1	Ja'Corey Shepherd (2008)	885
2	Shane Turner (2009)	881
3	Quentis Roper (1986)	795
4	Michael Perry (1997)	680
5	Michael Perry (1998)	669
6	Austin Walter (2015)	622
7	James Sykes (1973)	601
8	Trevor Cobb (1989)	598
9	Michael Perry (1996)	596
10	Andy Erickson (2010)	564

GAME

1	Charles Ross at Tulane (N 13, 2010)	261
2	Jeremy Eddington at UTEP (N 24, 2012)	210
3	Shane Turner at UAB (S 5, 2009)	200
4	Shane Turner vs Navy (O 10, 2009)	196
5	Andray Downs at San Jose State (O 2, 2004)	189
6	Clint Hatfield at Fresno State (N 3, 2001)	182
7	Austin Walter vs. Southern Miss (N14, 2015)	176
8	Michael Perry at Texas (S 26, 1998)	170
9	Trevor Cobb vs. Houston (D 2, 1989)	166
10	Quentis Roper vs. Texas State (S 20, 1986)	162
	Michael Perry at Ohio State (S 7, 1996)	162

LONGEST KICKOFF RETURN**GAME**

1	Macon Hughes vs. TCU (N 21, 1970)	99
	Carl Swierc at TCU (N 24, 1973)	99
	James Sykes vs. Montana (S 22, 1973)	99
4	Gene Fleming vs. Texas A&M (N 16, 1963)	98
	James Sykes vs. Montana (S 22, 1973)	98

PUNT RETURNS**CAREER**

1	Huey Keeney (1945-48)	81
2	Horton Nesrsta (1951-53)	69
3	Eric Henley (1988-91)	61
4	Michael Perry (1995-98)	47
5	David Ferguson (1963-65)	43
6	Bruce Henley (1971-73)	40
	LaDoughyous McCalla (1994-98)	40

SEASON

1	Horton Nesrsta (1952)	44
2	David Ferguson (1964)	34
3	Michael Perry (1996)	25
4	Chuck Latourette (1966)	23

GAME

1	Horton Nesrsta at UCLA (O 11, 1952)	8
	Mario Hull vs. Memphis (O 8, 2011)	8

PUNT RETURN YARDS**CAREER**

1	Horton Nesrsta (1951-53)	893
2	Huey Keeney (1945-48)	893
3	Michael Perry (1995-98)	501
4	David Ferguson (1963-65)	487
5	Bruce Henley (1971-73)	442

SEASON

1	Horton Nesrsta (1952)	536
2	David Ferguson (1964)	381
3	Horton Nesrsta (1951)	315
4	Michael Perry (1996)	300
5	Dicky Maegle (1954)	293

GAME

1	Rex Procter vs. New Mexico (O 8, 1949)	142
---	--	-----

LONGEST PUNT RETURN		
1	Fred Jacobs vs. TCU (N 21, 1942)	92
2	Dicky Maegle at Baylor (N 27, 1954)	91
3	LaDoughyous McCalla vs. TCU (N 8, 1997)	84

LONGEST INTERCEPTION RETURN		
1	Preston Anderson at Ga. Tech (S 30, 1972)	99
2	W.E. Brown vs. TCU (O 30, 1915)	92
3	Larry Brune at Houston (S 13, 1975)	86
4	Brian Patterson vs. Texas A&M (O 22, 1983)	85

INTERCEPTION RETURN YARDS		
CAREER		
1	Dan Dawson (1998-2001)	352
2	Huey Keeney (1945-48)	200
3	Sean Washington (1991-93)	199
4	Bruce Henley (1971-73)	197
5	Nathan Bennett (1990-93)	190
	LaDoughyous McCalla (1994-98)	190
7	Brian Patterson (1981-83)	179
8	Pinky Nesbit (1952-54)	176
9	Rex Procter (1949-50)	170

SEASON		
1	Dan Dawson (2000)	206
2	Sean Washington (1992)	153
3	Rex Procter (1950)	150
4	Nathan Bennett (1993)	123
5	Bruce Henley (1971)	109
6	Larry Brune (1975)	104
7	Jason Hebert (1999)	103
8	Brian Patterson (1983)	102
9	Pinky Nesbit (1953)	94

GAME		
1	Dan Dawson vs. SMU (N 4, 2000)	113

TOTAL POINTS		
CAREER		
1	Jarett Dillard (2005-08)	360
2	Chris Boswell (2010-13)	359
3	Trevor Cobb (1989-92)	260
4	Clark Fangmeier (2006-2009)	254
5	Charles Ross (2009-13)	216
6	Robbie Beck (2000-03)	210
7	Brennan Landry (2002-05)	184
8	Derek Crabtree (1998-2001)	167
9	Froggy Williams (1947-49)	156
10	Mark Williams (1970-72)	144
	Chad Nelson (1994-97)	144

SEASON		
1	Jarett Dillard (2006)	126
2	Jarett Dillard (2008)	120
3	James Casey (2008)	116
4	Chris Boswell (2012)	114
5	Benji Wood (1997)	96
6	Trevor Cobb (1992)	92
	Charles Ross (2013)	92
8	Clark Fangmeier (2008)	91
9	Chris Boswell (2013)	89
10	Trevor Cobb (1991)	84
	Jarett Dillard (2007)	84

GAME		
1	Griff Vance vs. SMU (N 17, 1916)	36 (6 TDs)
2	Butch Blume at Texas Tech (N 4, 1961)	30
		(4 TDs, 6 PATs)

TOUCHDOWNS		
CAREER		
1	Jarett Dillard (2005-08)	60
2	Trevor Cobb (1989-92)	43
3	Charles Ross (2009-13)	36
4	Robbie Beck (2000-03)	35
5	James Casey (2008)	28
6	Chase Clement (2008)	26
7	Chad Nelson (1994-97)	24
8	Ed Bailey (2001-04)	23
9	Dicky Maegle (1952-54)	22
	Benji Wood (1996-97)	22
	Darik Dillard (2013-15)	22

SEASON

1	Jarett Dillard (2006)	21
2	Jarett Dillard (2008)	20
3	James Casey (2008)	19
4	Benji Wood (1997)	16
	Charles Ross (2013)	16
6	Trevor Cobb (1992)	15
7	Trevor Cobb (1991)	14
	Jarett Dillard (2007)	14
9	Ed Bailey (2004)	13
	Chase Clement (2008)	13

GAME

1	Griff Vance vs. SMU (N 17, 1916)	6
2	Charles Ross vs. La Tech (N 16, 2013)	5
3	Dicky Maegle vs. Cornell (O 2, 1954)	4
	Butch Blume at Texas Tech (N 4, 1961)	4
	Lester Lehman vs. Baylor (D 2, 1967)	4
	Donald Hollas vs. Texas Tech (O 20, 1990)	4
	Benji Wood at Tulane (S 13, 1997)	4
	Robbie Beck at Fresno State (O 25, 2003)	4
	Ed Bailey, vs. SMU (O 9, 2004)	4
	Jarett Dillard vs. North Texas (S 27, 2008)	4
	Jeremy Eddington vs. ECU (N 20, 2010)	4

KICKING**FIELD GOALS ATTEMPTED****CAREER**

1	Chris Boswell (2010-13)	88
2	Mark Williams (1970-72)	57
3	Clark Fangmeier (2006-09)	48
4	James Hamrick (1983-85)	47
5	Brennan Landry (2002-05)	40
6	Clint Parsons (1987-90)	36
7	Derek Crabtree (1998-2001)	33
8	Alan Pringle (1973-74)	27

SEASON

1	Chris Boswell (2012)	29
2	Mark Williams (1972)	27
3	Mark Williams (1971)	22
	James Hamrick (1985)	22

FIELD GOALS MADE**CAREER**

1	Chris Boswell (2010-13)	65
2	James Hamrick (1983-85)	33
3	Mark Williams (1970-72)	30
4	Clark Fangmeier (2006-09)	28
5	Derek Crabtree (1998-2001)	27
6	Clint Parsons (1987-90)	24
7	Brennan Landry (2002-05)	22

8	Alan Pringle (1973-74)	19
9	Darrell Richardson (1991-92)	14
10	Joel Baxter (1981-82)	13
	Mike Ruff (1994-96)	13

SEASON

1	Chris Boswell (2012)	23
2	James Hamrick (1985)	17
	Chris Boswell (2011)	17
4	Mark Williams (1972)	15
5	Chris Boswell (2013)	14
6	Mark Williams (1971)	13
	Clint Parsons (1990)	13
8	Alan Pringle (1973)	12
	Matt Huelsman (1994)	12
10	James Hamrick (1984)	11
	Chris Boswell (2010)	11

GAME

1	Chris Boswell vs. SMU (N 17, 2012)	5
2	Joel Baxter vs. TCU (O 10, 1981)	4
	Matt Huelsman at TCU (O 29, 1994)	4
	Chris Boswell at North Texas (S 11, 1994)	4
	Chris Boswell at Kansas (S 8, 2012)	4
6	James Hamrick at Texas (O 5, 1985)	3
	James Hamrick at Texas Tech (O 19, 1985)	3
	James Hamrick vs. Arkansas (N 2, 1985)	3
	Clint Parsons at Notre Dame (N 5, 1988)	3

Sammy Hartman vs. TCU (O 14, 1989)	3
Johnny Bagwell vs. Houston (N 26, 1993)	3
Derek Crabtree at Air Force (N 21, 1998)	3
Luke Juist at Tulsa (O 30, 2004)	3

FIELD GOAL PERCENTAGE**CAREER****(Minimum 20 Att.)**

1	Derek Crabtree (1998-2001)	81.8 (27-33)
2	Chris Boswell (2010-)	73.9 (65-88)
3	Alan Pringle (1973-74)	70.4 (19-27)
4	James Hamrick (1983-86)	70.2 (33-47)
5	Clint Parsons (1987-90)	66.7 (24-36)
6	Darrell Richardson (1991-92)	63.6 (14-22)

SEASON**(Minimum 10 Att.)**

1	Derek Crabtree (1999)	88.9 (8-9)
2	Clint Parsons (1990)	86.7 (13-15)
3	Chris Boswell (2011)	81.0 (17-21)
4	Alan Pringle (1973)	80.0 (12-15)
	Alvaro Arenas (1975)	80.0 (8-10)
6	Chris Boswell (2012)	79.3 (23-29)
7	James Hamrick (1985)	77.3 (17-22)
8	Joel Baxter (1981)	75.0 (9-12)
9	Sammy Hartman (1989)	72.7 (8-11)
	Darrell Richardson (1992)	72.7 (8-11)
	Clark Fangmeier (2006)	72.7 (8-11)

LONGEST FIELD GOALS (50 Yards or More)		
1	James Hamrick at Texas Tech (O 19, 1985)	57
	Chris Boswell at La. Tech (S 15, 2012)	57
3	Chris Boswell vs. SMU (N 17, 2012)	56
	Chris Boswell vs. Kansas (S14, 2013)	56
5	James Hamrick at SMU (N 5, 1983)	55
6	James Hamrick at Air Force (S 21, 1985)	54
	Chris Boswell vs. Tulane (N 19, 2011)	54
8	Joel Baxter vs. Baylor (N 13, 1982)	53
	James Hamrick at Texas (O 5, 1985)	53
	Luke Juist vs. Navy (O 22, 2005)	53
	Chris Boswell vs. UCLA (A 30, 2012)	53
	Chris Boswell vs. SMU (N 17, 2012)	53
13	Robert Hubble vs. LSU (S 27, 1980)	52
	Mike Ruff at Texas Tech (O 21, 1995)	52
	Scott Grimes at Houston (S 4, 1999)	52
	Derek Crabtree at SMU (N 24, 2001)	52
17	James Hamrick at Houston (D 1, 1984)	51
	Glen Ray Hines at Indiana (S 12, 1987)	51
	Chris Boswell at Houston (O 27, 2011)	51
	Chris Boswell vs. Tulane (N 19, 2011)	51
	Chris Boswell vs. SMU (N 17, 2012)	51
	Chris Boswell at UTEP (N 24, 2012)	51

23	Max Webb vs. TCU (N 19, 1960)	50
	Chris Boswell at North Texas (S 11, 2010)	50
	Chris Boswell at North Texas (S 11, 2010)	50
	Chris Boswell at NMSU (O 19, 2013)	50

PATS ATTEMPTED		
CAREER		
1	Clark Fangmeier (2006-09)	181
2	Chris Boswell (2010-13)	172
3	Brennan Landry (2002-05)	124
4	Derek Crabtree (1998-2001)	89
5 (*)	Froggy Williams (1946-49)	75
6	Darrell Richardson (1991-92)	65
7	Wes Hansen (1976-79)	62
8	Mike Ruff (1994-96)	55
9	Scott Grimes (1996-99)	53
10	Mark Williams (1970-72)	50

(*) - PAT attempts unavailable.
Only PATs Made included.

SEASON		
1	Clark Fangmeier (2008)	73
2	Chris Boswell (2013)	49
3	Clark Fangmeier (2007)	47
	Chris Boswell (2012)	47
5	Chris Boswell (2010)	44
6	Scott Grimes (1997)	39
7	Mike Ruff (1996)	36
8	Darrell Richardson (1992)	35
	Johnny Bagwell (1993)	35
	Clark Fangmeier (2006)	35

PATS MADE		
CAREER		
1	Clark Fangmeier (2006-09)	179
2	Chris Boswell (2010-13)	164
3	Brennan Landry (2002-05)	118
4	Derek Crabtree (1998-2001)	86
5	Froggy Williams (1946-49)	75
6	Darrell Richardson (1991-92)	62
7	Wes Hansen (1976-79)	58
8	Mike Ruff (1994-96)	55
9	Mark Williams (1970-72)	49
10	Scott Grimes (1996-99)	45

SEASON		
1	Clark Fangmeier (2008)	73
2	Chris Boswell (2013)	47
3	Clark Fangmeier (2007)	46
4	Chris Boswell (2012)	45
5	Chris Boswell (2010)	41
6	Mike Ruff (1996)	36
7	Johnny Bagwell (1993)	35
	Clark Fangmeier (2006)	35
9	Darrell Richardson (1992)	34
10	Brennan Landry (2003)	34

GAME		
1	Clark Fangmeier vs. North Texas (S 27, 2008)	11
2	Derek Crabtree vs. Tulsa (N 10, 2001)	8
	Clark Fangmeier vs. UTEP (N 3, 2007)	8
	Clark Fangmeier vs. SMU (A 29, 2008)	8
	Clark Fangmeier vs. Houston (N 29, 2008)	8
	Chris Boswell vs. ECU (N 20, 2010)	8
7	Johnny Bagwell vs. Iowa State (S 25, 1993)	7
	Derek Crabtree vs. San Jose State (O 16, 1999)	7
	Brennan Landry vs. Nevada (N 1, 2003)	7
	Brennan Landry at LA Tech (N 27, 2003)	7
	Brennan Landry at San Jose State (O 2, 2004)	7
	Clark Fangmeier at UTEP (N 1, 2008)	7
	Chris Boswell vs. LA Tech (N 16, 2013)	7

PUNTING

PUNTS

CAREER

1	Dale Walters (1980-83)	287
2	Huey Keeney (1945-48)	236
3	Kyle Martens (2008-11)	230
4	Travis Hale (1999-2002)	231
5	Mike Landrum (1973-75)	228
6	Tucker Phillips (1992-96)	220
7	Steve Gleaves (1977-79)	217
8	Kosse Johnson (1951-53)	205

SEASON

1	Steve Gleaves (1977)	86
2	Mike Landrum (1973)	84
3	Bucky Allshouse (1969)	83
4	Kosse Johnson (1951)	82
	Kosse Johnson (1952)	82
	Dale Walters (1983)	82

GAME

1	Kosse Johnson at TCU (N 24, 1951)	12
	Kosse Johnson vs. LSU (O 4, 1952)	12
	Bucky Allshouse vs. LSU (S 27, 1969)	12
	Bucky Allshouse at Texas (O 25, 1969)	12
	Bobby Schrader vs. Houston, (D 2, 1989)	12

Yards

CAREER

1	Dale Walters (1980-83)	11,242
2	Kyle Martens (2008-11)	9,890
3	Travis Hale (1999-2002)	9,387
4	Mike Landrum (1973-75)	9,043
5	Tucker Phillips (1992-96)	9,002
6	Huey Keeney (1945-48)	8,949
7	Steve Gleaves (1977-79)	8,506
8	James Farrimond (2012-15)	8,386
9	Jared Scruggs (2003-06)	8,276
10	Kosse Johnson (1951-53)	7,347

SEASON

1	Dale Walters (1983)	3,452
2	Kyle Martens (2011)	3,403
3	Mike Landrum (1973)	3,323
4	Steve Gleaves (1977)	3,296
5	Bucky Allshouse (1969)	3,182

PUNTING AVERAGE

CAREER

1	Kyle Martens (2008-11)	43.0
2	James Farrimond (2012-15)	42.4
3	Jared Scruggs (2003-06)	41.4
4	Tucker Phillips (1992-96)	40.9
5	Travis Hale (1999-2002)	40.6
6	Steve Kidd (1983-86)	40.4
7	Mark Williams (1970-72)	40.0
8	Mike Landrum (1973-75)	39.7
9	Steve Gleaves (1977-79)	39.20
10	Dale Walters (1980-83)	39.17

SEASON

1	Kyle Martens (2010)	45.98
2	Steve Kidd (1985)	45.94
3	Tucker Phillips (1996)	45.91
4	Jared Scruggs (2003)	45.90
5	Mark Bundage (2009)	44.2
6	Tucker Phillips (1995)	43.6
	Kyle Martens (2009)	43.6
	Kyle Martens (2011)	43.6
9	James Farrimond (2015)	43.1
10	Jared Scruggs (2005)	42.8

GAME (Minimum 5 Attempts)

1	Jared Scruggs vs. Tulsa (N 8, 2003)	52.4
2	Tucker Phillips at BYU (N 9, 1996)	51.4
3	James Farrimond at UTEP (N 6, 2015)	51.2
4	Kyle Martens vs. Purdue (S 9, 2011)	50.1
5	Kyle Martens vs. Tulsa (O 3, 2009)	50.0
	Kyle Matrens vs. Northwestern (S 18, 2010)	50.0
7	Steve Kidd at Texas (O 5, 1985)	49.7
	Jared Scruggs vs. UTEP (O 29, 2005)	49.7
9	Travis Hale at Boise State (N 9, 2002)	49.6
10	Huey Keeney vs. Baylor (N 30, 1946)	49.4

LONGEST PUNTS

1	Dale Walters vs. Arkansas (O 31, 1981)	84
2	Tommy Lewis at Texas A&M (O 23, 1976)	80
	Dale Walters at Arkansas (O 30, 1982)	80
	Clint Parsons at TCU (O 13, 1990)	80

RUSHING LEADERS

Year	Player	Att.	Yards	Avg.	TD	LP
1951	Teddy Riggs	114	639	5.6	4	—
1952	Kosse Johnson	108	592	5.5	-	—
1953	Kosse Johnson (*)	187	944	5.1	-	—
1954	Dicky Maegle (*)	144	905	6.3	11	—
1955	Jerry Hall	55	255	4.6	1	—
1956	Raymond Chilton	92	405	4.4	2	—
1957	King Hill	90	446	5.0	5	—
1958	Pat Bailey	63	342	5.4	2	—
1959	Bill Bucek	117	511	4.3	4	—
1960	Robert Wayt	83	392	4.7	2	21
1961	Roland Jackson	88	415	4.4	5	18
1962	Paul Piper	85	387	4.5	3	—
1963	Paul Piper	128	475	3.7	3	—
1964	Gene Fleming	103	395	3.8	1	81
1965	Lester Lehman	101	422	4.2	1	—
1966	Robby Shelton	150	607	4.1	6	51
1967	Terry Shelton	133	651	4.9	5	42
1968	Terry Conley	182	681	3.8	8	20
1969	Mike Spruill	101	440	4.4	8	64
1970	Stahle Vincent	91	453	5.0	1	55
1971	Stahle Vincent	243	945	3.9	3	53
1972	Gary Ferguson	160	639	4.0	1	37
1973	Gary Ferguson	99	385	3.9	1	21
1974	Gary Ferguson	117	417	3.8	1	30
1975	John Coleman	172	782	4.6	3	22
1976	James Sykes	100	435	4.4	5	39

Year	Player	Att.	Yards	Avg.	TD	LP
1978	Earl Cooper	95	350	3.7	3	24
1979	Earl Cooper	146	536	3.7	5	70
1980	Calvin Fance	192	730	3.8	4	35
1981	Tim Sanders	116	408	3.5	0	15
1982	Tim Sanders	111	379	3.4	0	16
1983	Kevin Trigg	198	579	2.9	3	29
1984	Larry Collins	88	358	4.1	1	16
1985	Antonio Brinkley	168	860	5.1	4	73
1986	Marc Scott	94	325	3.5	2	23
1987	Lorenzo Cyphers	170	751	4.4	5	48
1988	Lorenzo Cyphers	163	516	3.2	3	16
1989	Trevor Cobb	169	545	3.2	3	32
1990	Trevor Cobb	283	1325	4.7	10	62
1991	Trevor Cobb (*)	360	1692	4.7	14	79
1992	Trevor Cobb (*)	279	1386	5.0	11	64
1993	Yoncy Edmonds	199	941	4.7	7	50
1994	Spencer George	185	804	4.3	4	54
1995	Yoncy Edmonds	84	490	5.8	2	75
1996	Chad Nelson	128	801	6.3	11	56
1997	Michael Perry (^)	162	1034	6.4	10	66
1998	Chad Richardson	181	746	4.1	6	60
1999	Chad Richardson	203	831	4.1	11	60
2000	Jamie Tyler	95	400	4.2	5	39
2001	Kyle Herm	205	897	4.4	11	42
2002	Robbie Beck	120	601	5.0	8	47
2003	Thomas Lott	98	714	7.3	3	49

Year	Player	Att.	Yards	Avg.	TD	LP
2004	Ed Bailey	208	1021	4.9	12	41
2005	Quinton Smith	140	902	6.4	5	58
2006	Quinton Smith	211	1096	5.2	10	69
2007	Chase Clement	144	535	3.7	8	59
2008	C.J. Ugokwe	167	809	4.8	2	47
2009	Charles Ross	97	491	5.1	11	54
2010	Sam McGuffie	197	883	4.5	6	50
2011	Tyler Smith	155	860	5.5	5	97#
2012	Charles Ross	147	800	5.4	5	64
2013	Charles Ross	211	1280	6.1	15+	48
2014	Jowan Davis	245	956	3.9	6	54
2015	Darik Dillard	135	698	5.2	5	34

(*) Led SWC in rushing

(^) Led WAC in rushing

(#) School and C-USA record

PASSING LEADERS

Year	Player	Comp.-Att.	Pct.	Yds.	TD-Int.	LP
1951	Dan Drake	51-109	48.8	859	11-9	—
1952	Dan Drake	49-129	38.0	630	4-9	—
1953	Leroy Fenstermaker	21-58	36.2	328	0-3	—
1954	Pinky Nisbet	37-62	59.7	419	3-4	—
1955	Pinky Nisbet	25-49	51.0	339	1-4	—
1956	Frank Ryan	60-109	55.0	704	4-7	—
1957	King Hill	44-82	53.7	798	4-5	—
1958	Alvin Hartman	22-51	43.1	429	5-5	—
1959	Bill Bucek	20-55	36.4	259	1-4	—
1960	Billy Cox	45-80	56.3	510	3-7	—
1961	Randall Kerbow	37-79	46.8	505	3-6	—
1962	Randall Kerbow	53-143	37.1	703	7-14	—
1963	Walter McReynolds	53-117	45.3	728	7-7	65
1964	Walter McReynolds	58-111	52.2	675	8-8	34
1965	David Ferguson	44-109	40.4	584	1-7	—
1966	Robert Hailey	72-149	48.3	859	2-12	42
1967	Robert Hailey	111-222	50.0	1437	6-16	—
1968	Robby Shelton	53-109	48.6	594	2-10	—
1969	Stahle Vincent	51-100	51.0	556	3-7	—
1970	Philip Wood	39-112	34.8	489	5-9	—
1971	Bruce Gadd	87-180	48.3	1061	6-18	53
1972	Bruce Gadd (*)	171-323	52.6	2075	11-22	37
1973	Tommy Kramer	58-139	41.7	705	2-7	53
1974	Tommy Kramer	67-170	39.4	857	6-10	55
1975	Tommy Kramer (*)	113-226	50.0	1328	8-16	41
1976	Tommy Kramer (^)	269-501	53.7	3317	21-19	80

Year	Player	Comp.-Att.	Pct.	Yds.	TD-Int.	LP
1977	Randy Hertel	156-356	43.8	1620	9-24	—
1978	Randy Hertel	156-279	55.9	1677	12-11	—
1979	Randy Hertel (*)	147-294	50.0	1652	7-24	68
1980	Randy Hertel	102-192	53.1	1212	10-9	41
1981	Michael Calhoun	98-233	42.1	1480	21-15	45
1982	Doug Johnson	79-162	48.8	936	6-14	45
1983	Philip Money	97-197	49.2	1131	4-11	42
1984	Kerry Overton (*)	117-271	43.2	1593	7-16	75
1985	Mark Comalander	100-182	55.0	1232	7-6	63
1986	Mark Comalander	116-219	53.0	1430	8-15	80
1987	Mark Comalander	102-214	47.7	1191	7-13	53
1988	Quentis Roper	135-271	49.8	1607	7-9	63
1989	Donald Hollas	156-276	56.5	1815	5-9	53
1990	Donald Hollas	151-265	57.0	1808	8-18	62
1991	Greg Willig	75-141	53.2	974	5-5	46
1992	Bert Emanuel	94-180	52.2	1558	11-6	80
1993	Bert Emanuel	118-204	57.8	1521	12-4	69
1994	Josh LaRocca	65-130	50.0	806	9-8	47
1995	Josh LaRocca	59-118	50.0	807	4-5	77
1996	Chad Richardson	9-43	20.9	259	2-1	69
1997	Chad Nelson	20-50	40.0	526	2-3	76
1998	Chad Richardson	34-91	37.4	598	2-3	52
1999	Chad Richardson	36-88	41.9	563	7-5	39
2000	Ben Wulf	30-66	45.5	449	4-3	68
2001	Kyle Herm	72-142	50.7	1121	8-2	64
2002	Kyle Herm	42-86	48.8	685	4-3	69

Year	Player	Comp.-Att.	Pct.	Yds.	TD-Int.	LP
2003	Greg Henderson	37-81	45.7	485	2-7	69
2004	Greg Henderson	33-76	43.4	487	3-8	55
2005	Chase Clement	53-124	42.7	582	5-6	51
2006	Chase Clement	153-265	57.7	1707	21-5	80
2007	Chase Clement	300-508	59.1	3277	29-16	61
2008	Chase Clement	326-490	66.5	4119	44-7	80
2009	Nick Fanuzzi	162-270	60.0	1598	11-8	80
2010	Nick Fanuzzi	151-241	62.7	1681	11-9	59
2011	Nick Fanuzzi	112-193	58.0	1123	7-2	67
2012	Taylor McHargue	194-325	59.7	2209	12-5	50
2013	Taylor McHargue	169-324	52.2	2345	17-8	75
2014	Driphus Jackson	191-331	57.7	2842	24-8	88
2015	Driphus Jackson	185-316	58.5	2348	18-7	60

(*) Led SWC and NCAA in passing

(^) Led SWC in passing

RECEIVING LEADERS

Year	Player	Rec.	Yds.	Avg.	TD	LP
1951	Bill Howton	33	747	22.6	7	—
1952	Jack Day	20	301	15.0	-	—
1953	Dan Hart	15	239	15.9	1	—
1954	Dicky Maegle	18	198	11.0	0	—
1955	Marshall Crawford	11	172	15.6	1	—
1956	Buddy Dial	21	357	17.0	5	—
1957	Buddy Dial (*)	21	508	24.2	4	—
1958	Buddy Dial	19	264	13.9	4	—
1959	Thomas Stellman	7	108	15.4	0	—
	Bill Bucek	7	69	9.9	1	—
1960	Johnny Burrell	20	266	13.3	3	30
1961	Johnny Burrell	7	133	19.0	1	34
1962	Gene Raesz	29	363	12.5	2	—
1963	Jerry Kelley	17	225	13.2	3	—
	John Sylvester	15	251	16.7	2	—
1964	Billy Hale	14	170	12.1	1	—
1965	Tommy Tyner	27	295	10.9	1	20
1966	Glen Hine	29	323	11.1	1	28
1967	Larry Davis	54	708	13.1	-	38
1968	Larry Davis	31	410	13.2	4	39
1969	Bob Brown	35	375	10.7	3	46
1970	Macon Hughes	13	116	8.9	1	—
	Mike Phillips	12	192	16.0	0	—
1971	Gary Butler	27	397	14.7	2	52
1972	Gary Butler (*)	45	708	15.7	1	34
1973	Ed Lofton	39	534	13.7	3	53
1974	Ed Lofton (*)	42	483	11.5	2	56

Year	Player	Rec.	Yds.	Avg.	TD	LP
1975	Ed Lofton	31	261	8.4	0	33
	Kenneth Roy	26	351	13.5	2	41
1976	James Sykes (*)	76	653	8.6	2	80
	David Houser	52	931	17.8	5	52
1977	David Houser	55	795	14.5	5	—
1978	Doug Cunningham	39	430	11.0	1	44
	David Houser	38	481	12.7	7	41
1979	Earl Cooper (*)	47	463	9.9	2	68
1980	Robert Hubble	38	482	12.7	2	24
1981	Hosea Fortune	29	489	16.9	6	39
1982	Melvin Robinson	34	584	17.2	1	54
1983	Ricky Askew	25	337	13.5	0	28
1984	Melvin Robinson	46	593	12.9	3	34
1985	Darrick Wells	36	612	17.0	5	67
1986	Kenny Major	38	409	10.8	3	39
1987	Lorenzo Cyphers	31	187	6.0	1	28
	Mike Boudousquie	30	394	13.1	1	40
1988	Mike Boudousquie	38	657	17.3	4	63
1989	Eric Henley	81	900	11.1	5	53
1990	Eric Henley	48	607	12.7	5	38
1991	Eric Henley	31	410	13.2	4	27
1992	Louis Balady	31	552	17.8	4	80
1993	Jimmy Lee	36	365	10.1	2	25
	Ed Howard	32	431	13.5	3	69
1994	Ed Howard	19	315	16.6	6	47
1995	Jeff Venghaus	22	371	16.9	1	47
1996	Thad Bridges	15	103	6.9	0	11

Year	Player	Rec.	Yds.	Avg.	TD	LP
1997	Jason Blackwell	4	113	28.3	1	69
	Jason Blackwell	14	210	15.0	0	26
1998	Jason Blackwell	22	422	19.2	2	52
1999	Raphael Tillman	14	218	15.6	3	29
2000	Gavin Boothe	18	313	17.4	3	32
2001	Gilbert Okoronkwo	23	439	19.1	2	40
2002	Marcus Battle	26	430	16.5	2	54
2003	Marcus Battle	19	333	17.5	1	69
2004	Marcus Battle	15	213	14.2	0	55
2005	Jarett Dillard	35	524	15.0	5	51
2006	Jarett Dillard	91	1247	13.7	21 (#)	65
2007	Jarett Dillard	79	1058	13.4	14	60
	James Casey (+)	111	1329	12.0	13	47
2008	Jarett Dillard	87	1310	15.1	20	80
	Toren Dixon	60	660	11.0	6	80
2010	Sam McGuffie	39	384	9.8	3	64
2011	Vance McDonald	44	541	12.3	5	49
2012	Jordan Taylor	57	826	14.5	3	46
2013	Jordan Taylor	55	848	15.4	8	75
2014	Jordan Taylor	54	842	15.6	7	88
2015	Zach Wright	39	554	14.2	5	36

(*) Led SWC

(+) Led Conference USA

(#) Led NCAA

SCORING LEADERS

Year	Player	TDs (R-P-RT)	PAT	PAT2	FG	TP
1951	Bill Howton	0-7-0				42
1952	Kosse Johnson	5-0-0				30
1953	Kosse Johnson (*)	10-0-0		2		62
1954	Dicky Maegle (*)	11-0-1				72
1955	Jerry Hall	1-1-1				18
1956	Buddy Dial	0-5-0				30
1957	King Hill (*)	5-0-0	17-22			47
1958	Bill Bucek	1-0-0	12-14		4-7	30
1959	Bill Bucek	4-1-0	2-4		0-3	32
1960	Billy Cox	6-0-0				30
1961	Butch Blume (*)	5-1-0	20-22		6-9	74
1962	Randall Kerbow	2-0-0	15-15		1-2	30
1963	Larry Rice		13-19		4-6	25
1964	Gene Fleming	1-4-0				30
1965	Chuck Latourette	5-0-1				36
1966	Robby Shelton	6-0-0		1		38
1967	Lester Lehman	5-0-0				30
	Terry Shelton	5-0-0				30
1968	Terry Conley	8-0-0				48
1969	Mike Spruill	8-0-0				48
1970	Mark Williams		22-22		2-8	28
1971	Mark Williams		9-10		13-22	48
1972	Mark Williams		18-18		15-27	63
1973	Alan Pringle		14-14		12-15	50
1974	Alan Pringle		8-9		7-12	29
1975	Alvaro Arenas		20-20		8-20	44

Year	Player	TDs (R-P-RT)	PAT	PAT2	FG	TP
1976	Kenneth Roy	0-9-0				54
1977	Earl Cooper	7-1-0		1-1		50
1978	David Houser	0-7-0		1-1		44
1979	Earl Cooper	5-2-0				42
1980	Stanley Sam		20-21		6-12	38
1981	Joel Baxter		16-17		9-12	43
1982	Joel Baxter		14-16		4-7	26
1983	Kevin Trigg	3-0-0		1-1		20
1984	James Hamrick		20-23		11-16	53
1985	James Hamrick		18-20		17-22	69
1986	Darrell Goolsby	0-4-0				24
1987	Glen Ray Hines		19-25		10-17	49
1988	Clint Parsons		14-16		9-17	41
1989	Donald Hollas	7-0-0				42
1990	Donald Hollas	11-0-0				66
1991	Trevor Cobb	14-0-0				84
1992	Trevor Cobb	11-4-0		1-1		92
1993	Johnny Bagwell		35-35		10-16	65
1994	Matt Huelsman		17-18		12-18	53
1995	Mike Ruff		19-19		9-14	46
1996	Chad Nelson	11-0-0				66
1997	Benji Wood (#)	16-0-0				96
1998	Jamie Tyler	8-0-0				48
1999	Chad Richardson	11-0-0		1-2		68
2000	Derek Crabtree		26-28		8-12	50
2001	Kyle Herm	11-0-0				66

Year	Player	TDs (R-P-RT)	PAT	PAT2	FG	TP
2002	Brennan Landry		31-33		8-15	55
2003	Robbie Beck	12-0-0				72
2004	Ed Bailey	12-1-0				78
2005	John Wall	7-0-0				42
2006	Jarett Dillard	0-21-0				126
2007	Jarett Dillard	0-14-0				84
2008	Jarett Dillard	0-20-0				120
2009	Charles Ross	11-0-0				66
2010	Chris Boswell	0-0-0	41-44		11-17	74
2011	Chris Boswell	0-0-0	31-32		17-21	82
2012	Chris Boswell	0-0-0	45-47		23-29	114
2013	Charles Ross	15-1-0+				96
2014	Darik Dillard	11-1-0				72
2015	Hayden Tobola		28-28		8-13	52

(*) Led SWC

(#) Led WAC

(+) Led Conference USA

TOTAL OFFENSE LEADERS

Year	Player	Rush	Pass	Yards	G/Avg.
1951	Dan Drake	-151	859	708	70.8
1952	Kosse Johnson	592	11	603	60.3
1953	Kosse Johnson	944	1	945	94.5
1954	Dicky Maegle	905	0	905	90.5
1955	Pinky Nisbet	83	339	422	42.2
1956	Frank Ryan	101	704	805	80.5
1957	King Hill (*)	446	78	1244	124.4
1958	Alvin Hartman	85	429	514	51.4
1959	Bill Bucek	511	259	770	77.0
1960	Billy Cox	106	510	616	61.6
1961	Randall Kerbow	249	505	754	75.4
1962	Randall Kerbow	27	703	730	73.0
1963	Walter McReynolds	81	728	809	80.9
1964	Walter McReynolds	37	675	712	71.2
1965	David Ferguson	408	584	992	99.2
1966	Robby Shelton	607	328	935	93.5
1967	Robert Hailey	8	1437	1445	144.5
1968	Robby Shelton	479	594	1073	107.3
1969	Stahle Vincent	277	556	833	83.3
1970	Philip Wood	356	489	845	84.5
1971	Stahle Vincent	945	38	983	89.4
1972	Bruce Gadd (*)	-74	2075	2001	181.9
1973	Tommy Kramer	4	705	709	64.5
1974	Tommy Kramer	-37	847	810	73.6
1975	Tommy Kramer (*)	217	1328	1545	140.5
1976	Tommy Kramer (^)	-45	3317	3272	297.5

Year	Player	Rush	Pass	Yards	G/Avg.
1977	Randy Hertel	-159	1620	1461	132.8
1978	Randy Hertel	-58	1677	1619	147.2
1979	Randy Hertel	-195	1652	1457	132.5
1980	Randy Hertel	-8	1212	1204	120.4
1981	Michael Calhoun	338	1480	1818	165.3
1982	Doug Johnson	72	936	1008	168.0
1983	Philip Money	-33	1131	1098	99.8
1984	Kerry Overton	27	1593	1620	147.3
1985	Mark Comalander	-76	1232	1156	192.7
1986	Mark Comalander	-47	1430	1383	125.7
1987	Quentis Roper	306	884	1190	108.2
1988	Quentis Roper	315	1607	1922	174.7
1989	Donald Hollas	431	1815	2246	249.6
1990	Donald Hollas	195	1808	2003	182.1
1991	Trevor Cobb	1692	0	1692	153.8
1992	Bert Emanuel	680	1558	2238	203.5
1993	Bert Emanuel	476	1521	1997	181.6
1994	Josh LaRocca	323	806	1129	112.9
1995	Josh LaRocca	198	807	1005	143.6
1996	Chad Nelson	801	257	1058	96.2
1997	Chad Nelson	953	526	1479	134.5
1998	Chad Richardson	746	598	1344	134.4
1999	Chad Richardson	831	563	1394	126.7
2000	Corey Evans	395	271	666	83.2
2001	Kyle Herm	897	1121	2018	168.2
2002	Kyle Herm	416	685	1101	100.1

Year	Player	Rush	Pass	Yards	G/Avg.
2003	Greg Henderson	615	485	1100	100.0
2004	Greg Henderson	566	487	1053	117.0
2005	Joel Armstrong	555	554	1109	100.8
2006	Chase Clement	481	1707	2188	273.5
2007	Chase Clement	535	3377	3912	326.0
2008	Chase Clement	693	4119	4812	370.2
2009	Nick Fanuzzi	-1	1598	1597	159.7
2010	Nick Fanuzzi	13	1681	1694	169.4
2011	Taylor McHargue	124	1072	1196	132.9
2012	Taylor McHargue	667	2209	2876	239.7
2013	Taylor McHargue	464	2345	2809	200.6
2014	Driphus Jackson	401	2842	3243	249.5
2015	Driphus Jackson	167	2348	2515	209.6

(*) Led NCAA and SWC in total offense

(^) Led SWC in total offense

ALL-PURPOSE LEADERS

Year	Player	Yards	Rush	Rec.	Ret.	Plays
1953	Kosse Johnson	1316	944	129	243	202
1954	Dicky Maegle	1512	905	198	409	183
1955	Jerry Hall	360	255	3	102	67
1956	Raymond Chilton	516	405	63	48	101
1957	King Hill	529	446	0	83	97
1958	Gordon Speer	491	241	91	159	77
1959	Bill Bucek	737	511	69	157	135
1960	Bob Wayt	739	392	132	215	113
1961	Butch Blume	653	308	77	268	82
1962	Ronnie Graham	743	202	66	475	90
1963	Gene Fleming	988	270	85	633	101
1964	Gene Fleming	748	395	87	266	125
1965	Chuck Latourette	1005	408	138	459	130
1966	L.V. Benningfield	831	597	71	163	148
1967	Terry Shelton	820	651	146	23	145
1968	Tony Conley	757	681	76	0	190
1969	Mike Spruill	561	440	44	77	107
1970	Macon Hughes	655	79	116	460	45
1971	Stahle Vincent	1041	945	96	0	260
1972	Gary Ferguson	861	639	191	31	186
1973	James Sykes	819	204	12	603	62
1974	James Sykes	555	246	17	292	79
1975	John Coleman	861	782	79	0	179
1976	James Sykes (*)	1550	435	653	462	194
1977	David Houser	801	0	795	6	56
1978	Earl Cooper	959	350	210	399	140

Year	Player	Yards	Rush	Rec.	Ret.	Plays
1979	Earl Cooper	999	536	463	0	193
1980	Calvin Fance	907	730	177	0	211
1981	Hosea Fortune	489	0	489	0	29
1982	Melvin Robinson	794	11	584	199	53
1983	Kevin Trigg	638	579	39	20	209
1984	Melvin Robinson	706	81	593	32	62
1985	Antonio Brinkley	1299	860	164	275	193
1986	Quentis Roper	1071	230	0	841	115
1987	Lorenzo Cyphers	938	751	187	0	202
1988	Eric Henley	1150	330	283	537	132
1989	Trevor Cobb	1325	545	161	619	226
1990	Trevor Cobb (*)	1674	1325	312	37	321
1991	Trevor Cobb (*)	1844	1692	136	16	375
1992	Trevor Cobb (*)	1669	1386	283	0	301
1993	Yoncy Edmonds	1027	941	86	0	209
1994	Spencer George	936	804	132	0	199
1995	Michael Perry	931	282	53	596	86
1996	Michael Perry	1561	656	9	896	172
1997	Michael Perry (^)	1784	1034	44	706	197
1998	Michael Perry	1306	524	113	669	143
1999	Chad Richardson	831	831	0	0	203
2000	Sean White	577	134	24	396	59
2001	Clint Hatfield	974	361	19	594	94
2002	Robbie Beck	623	601	22	0	121
2003	Thomas Lott	831	714	15	102	109
2004	Ed Bailey	1050	1021	27	2	232

Year	Player	Yards	Rush	Rec.	Ret.	Plays
2005	Quinton Smith	942	902	40	0	147
2006	Quinton Smith	1608	1096	410	102	257
2007	Jarett Dillard	1057	0	1057	0	79
2008	James Casey	1682	241	1329	112	182
2009	Shane Turner	901	24	--4	881	49
2010	Sam McGuffie	1277	883	382	0	236
2011	Tyler Smith	1169	860	309	0	194
2012	Charles Ross	898	800	98	0	157
2013	Charles Ross	1317	1280	37	0	216
2014	Jowan Davis	1064	956	108	0	258
2015	Austin Walter	1097	437	8	652	110

(*) Led SWC

(^) Led WAC in All-Purpose yards

KICKOFF RETURN LEADERS

Year	Player	No.	Yds.	Avg.	LP	TD
1953	Kosse Johnson	8	224	28.0	—	-
1954	Morris Stone	7	145	20.7	—	-
1955	Virgil Mutschink	5	116	23.2	—	-
1956	Bobby Williams	8	155	19.4	—	-
1957	Larry Dueitt	5	180	36.0	—	-
1958	Larry Dueitt	7	146	20.9	—	-
1959	Robert Wayt	8	156	19.5	—	-
1960	Robert Wayt	6	158	26.3	—	-
1961	Robert Wayt	9	205	22.8	—	-
1962	Ronnie Graham (*)	20	418	20.9	—	-
1963	Gene Fleming	13	391	30.3	98	-
1964	Gene Fleming	12	201	16.7	—	0
1965	Chuck Latourette	21	459	21.8	76	-
1966	Chuck Latourette	18	297	16.5	31	-
1967	Macon Hughes	14	325	23.2	—	-
1968	Charles Robinson (*)	21	425	20.2	32	0
1969	Dale Bernauer	19	352	10.5	24	0
1970	Macon Hughes (*)	15	460	30.7	—	-
1971	Carl Swierc	12	279	23.3	—	-
1972	Carl Swierc	11	220	20.0	—	-
1973	James Sykes (*)	21	601	28.6	99	1
1974	James Sykes (*)	11	292	26.6	97	1
1975	Ardie Segars	14	237	16.9	34	0
1976	James Sykes (*)	18	462	25.7	98	1
1977	Charlie Taylor (*)	18	412	22.9	—	0
1978	Earl Cooper	21	399	19.0	—	0

Year	Player	No.	Yds.	Avg.	LP	TD
1979	Frank Wilson	12	188	15.7	—	0
1980	Alvin Runnells	11	221	20.1	—	0
1981	Melvin Robinson	9	160	17.8	—	0
1982	Vince Courville	26	524	20.2	68	0
1983	Marc Scott	11	182	16.5	35	0
1984	Antonio Brinkley	19	383	20.2	90	1
1985	Antonio Brinkley	12	275	22.9	73	0
1986	Quentis Roper (*)	34	795	23.4	45	0
1987	Quentis Roper	19	438	23.1	39	0
1988	Eric Henley	24	410	17.1	32	0
1989	Trevor Cobb	33	598	18.1	30	0
1990	Nathan Bennett	22	471	21.4	55	0
1991	Nathan Bennett	16	331	20.7	38	0
1992	Donald Allen	17	358	21.1	42	0
1993	Jimmy Lee	16	318	19.9	47	0
1994	Kris Armstrong	11	240	21.8	30	0
1995	Michael Perry	23	421	18.3	31	0
1996	Michael Perry	24	596	24.8	41	0
1997	Michael Perry	31	680	21.9	39	0
1998	Michael Perry	31	669	21.6	45	0
1999	Sean White	19	400	21.1	49	0
2000	Sean White	22	359	16.3	27	0
2001	Clint Hatfield	23	551	24.0	78	0
2002	Sean White	18	359	19.9	39	0
2003	Marcus Battle	16	289	18.1	31	0
2004	Andray Downs	18	437	24.3	53	0

Year	Player	No.	Yds.	Avg.	LP	TD
2005	Andray Downs	18	338	18.8	34	0
2006	Mike Falco	21	461	22.0	45	0
2007	Ja'Corey Shepherd	27	473	17.5	39	0
2008	Ja'Corey Shepherd	41	885	21.6	43	0
2009	Shane Turner	37	881	23.8	52	0
2010	Andy Erickson	27	546	20.9	43	0
2011	Jeremy Eddington	21	435	20.7	41	0
2012	Jeremy Eddington	9	306	34.0	97	1
2013	Malcolm Hill	11	237	21.5	33	0
2014	Brandon Hamilton	16	365	22.8	43	0
2015	Austin Walter	30	652	21.7	74	0

(*) Led SWC in kickoff returns

PUNT RETURN LEADERS

Year	Player	No.	Yds.	Avg.	LP	TB
1951	Horton Nesrsta	21	315	15.0	—	-
1952	Horton Nesrsta (#)	44	526	12.2	—	-
1953	Dicky Maegle	17	194	11.4	—	-
1954	Dicky Maegle (#)	15	293	19.5	—	-
1955	Page Rogers	7	55	7.9	—	-
1956	Dan Shuford	2	53	26.5	—	-
1957	Bobby Williams	8	138	17.3	—	1
1958	Gordon Speer	6	49	8.1	—	-
1959	Gordon Speer (*)	13	178	13.7	—	1
1960	Robert Wayt	9	57	6.3	—	-
	Butch Blume	6	86	14.3	—	-
1961	Butch Blume	14	142	10.1	—	-
1962	Ron Hatfield	11	149	13.5	—	-
1963	Gene Fleming	23	242	10.5	44	-
1964	David Ferguson	34	381	11.2	71	1
1965	Ronnie Cervenka	11	72	6.5	14	-
1966	Chuck Latourette	23	297	12.9	60	1
1967	Ronnie Sollock	15	159	10.6	—	-
1968	Dickie Phillips	9	22	2.4	6	0
1969	Gilbert King	7	17	2.7	13	0
	Philip Wood	4	79	19.8	43	0
1970	Chris Hale	17	146	8.6	—	0
1971	Gilbert King	22	222	10.1	—	-
1972	Bruce Henley	21	263	12.5	—	-
1973	Bruce Henley	18	88	4.9	24	0
1974	David Houser (*)	13	153	11.8	61	0

Year	Player	No.	Yds.	Avg.	LP	TD
1975	Gary Cox	8	106	13.3	70	0
1976	David Houser	8	30	3.8	18	0
1977	Cedrick Johnson	12	87	7.3	—	0
1978	David Houser	3	-6	-2.0	—	0
1979	Steve Pasterchick	17	81	4.8	—	0
1980	Mike Firestone	10	35	3.5	—	0
1981	Brian Mica	10	24	2.4	—	0
1982	Melvin Robinson	12	152	12.7	38	0
1983	Melvin Robinson	12	57	4.8	20	0
1984	Todd Jones	15	73	4.9	13	0
1985	Todd Jones	16	84	7.6	12	0
1986	Darrell Goolsby	11	48	4.4	21	0
1987	Darrell Goolsby	11	60	5.5	11	0
1988	Eric Henley	15	127	8.5	24	0
1989	Eric Henley	21	109	5.2	22	0
1990	Eric Henley	21	162	7.7	36	0
1991	Nathan Bennett	16	83	5.2	12	0
1992	Donald Allen	21	252	12.0	40	0
1993	Nathan Bennett	15	83	5.5	46	0
1994	Byron Coston	4	79	19.8	38	0
	Emerson Allen	13	99	7.6	21	0
1995	Michael Perry	19	175	9.2	19	0
1996	Michael Perry	25	300	12.0	67	1
1997	LaD. McCalla	22	194	8.8	84	1
1998	LaD. McCalla	16	178	11.1	52	0
1999	Jason Hebert	16	96	6.0	12	0

Year	Player	No.	Yds.	Avg.	LP	TD
2000	Kyle Herm	9	50	5.6	27	0
2001	Dan Dawson	11	58	5.3	13	0
2002	Kevin Ford	15	100	6.7	18	0
2003	Will Galusha	17	116	6.8	22	0
2004	Lance Byrd	12	98	8.2	24	0
2005	Brandon King	14	80	5.7	37	0
2006	Brandon King	13	115	8.8	19	0
2007	Ja'Corey Shepherd	22	120	5.5	20	0
2008	James Casey	14	112	8.0	32	0
2009	Andrew Sendejo	9	129	14.3	47	0
2010	Andy Erickson	8	58	7.2	14	0
2011	Mario Hull	16	163	10.2	28	0
2012	Dennis Parks	13	42	3.2	18	0
2013	Bryce Callahan	18	114	6.3	23	0
2014	Bryce Callahan	10	77	7.7	25	0
2015	Samuel Stewart	9	67	7.4	26	0

(*) Led SWC

(#) Led NCAA and SWC in punt returns

INT RETURN LEADERS

Year	Player	No.	Yds.	Avg.	Long	TD
1953	Pinky Nisbet	4	94	23.5	—	-
1954	Morris Stone	3	39	13.0	—	-
1955	Jerry Hall	3	28	9.3	—	-
	Pinky Nisbet	2	78	39.0	—	-
1956	Bobby Williams	2	7	3.5	—	-
1957	King Hill	4	49	12.3	—	-
1958	Bill Bucek	5	84	16.8	—	-
1959	Gordon Speer	4	54	13.5	—	-
1960	Butch Blume	2	54	27.0	—	-
1961	Butch Blume (*)	4	94	23.5	—	-
1962	Billy Hale	2	43	21.5	—	-
1963	Gene Fleming	2	45	22.5	—	-
1964	David Ferguson	4	45	11.3	—	-
1965	Ronnie Cervenka	2	10	5.0	—	-
1966	Chuck Latourette	3	68	22.7	—	-
1967	Hugo Hollas	5	62	12.4	—	0
1968	Randy Jinks	3	18	6.0	—	0
1969	David Keys	4	18	4.5	10	0
1970	Chris Hale	5	73	14.6	—	-
1971	Bruce Henley	6	109	18.2	—	-
1972	Bruce Henley (*)	7	88	12.6	—	-
1973	Preston Anderson	4	25	6.3	—	0
1974	Randy Piel	2	15	7.5	15	0
1975	Larry Brune (*)	6	104	17.3	86	1
1976	Ardie Segars	2	26	13.0	26	0
1977	Don Parrish	4	2	0.5	—	0

Year	Player	No.	Yds.	Avg.	Long	TD
1978	Michael Downs	5	76	15.2	—	0
1979	Rickey Thomas	2	6	3.0	—	0
1980	Michael Downs	3	58	19.3	—	0
1981	Brian Patterson	4	77	19.3	—	0
1982	Alvin Rettig	4	43	10.8	—	0
1983	Brian Patterson	4	102	25.5	85	1
1984	Dwayne Holmes	5	69	13.8	43	1
1985	Ed Freeny	2	37	18.5	19	0
1986	William McClay	4	37	9.3	32	0
1987	William McClay	3	13	4.3	13	0
1988	Otha Latin	1	25	25.0	25	0
<i>(Terry Thornton 1/5; Everett Coleman 1/0)</i>						
1989	David Griffin	6	10	1.7	10	0
1990	Robert Summerlin	3	26	8.7	19	0
	Greg King	3	0	0.0	0	0
1991	Tony Barker	5	90	18.0	34	0
1992	Sean Washington	4	153	38.3	60	2
1993	Nathan Bennett (*)	6	123	20.5	39	1
1994	Aaron Stanley	1	23	23.0	23	0
<i>(Joe Davis 1/12; Derrick Williams 1/8; Warrick Franklin & Jeff Sowell 1/0)</i>						
1995	Warrick Franklin	3	25	8.3	22	1
1996	Jason Winship	1	60	60.0	60	1
<i>(LaD. McCalla 1/39; Tony Washington 1/30; Karlon Bedford 1/27; Aaron Stanley 1/17; Warrick Franklin 1/11; Rashad Reynolds 1/0)</i>						
1997	LaD. McCalla	5	81	16.2	37	0
1998	LaD. McCalla	4	44	11.0	27	0

Year	Player	No.	Yds.	Avg.	Long	TD
1999	Jason Hebert	4	103	25.8	46	0
2000	Dan Dawson (#)	7	206	29.4	68	1
2001	Jason Hebert	4	0	0.0	0	0
2002	Antwan Shell	2	2	1.0	5	0
	Corey Evans	2	0	0.0	0	0
2003	Terry Holley	2	55	27.5	33	1
	Adam Herrin	2	35	17.5	35	1
2004	Terry Holley	3	11	3.7	10	0
2005	Ja'Corey Shepherd	2	0	—	0	0
2006	Andray Downs	2	72	36.0	72	1
<i>(Brandon King 2/37; Terrance Garmon 2/20; Ja'Corey Shepherd 2/2)</i>						
2007	Andrew Sendejo	5	92	18.4	30	1
2008	Andrew Sendejo	3	55	18.3	55	1
	Chris Douglas	3	50	16.7	40	1
2009	Jarrett Ben	2	14	7.0	14	0
2010	Travis Bradshaw	2	11	5.5	8	0
2011	Xavier Webb	2	52	26.0	29	0
2012	Paul Porras	2	75	37.5	75	1
<i>(Cameron Nwosu 2/27; Bryce Callahan & Julius White 2/0)</i>						
2013	Phillip Gaines	4	2	0.5	1	0
2014	Ryan Pollard	2	66	33.0	60	1
<i>(Bryce Callahan 2/43)</i>						
2015	Zach Espinosa	2	37	18.5	37	0

(*) Led SWC

(#) Led WAC in interceptions

PUNTING LEADERS

Year	Player	No.	Yds.	Avg.	LP	Blk
1951	Kosse Johnson	82	3056	37.3	—	-
1952	Kosse Johnson	82	2886	35.2	—	3
1953	Kosse Johnson	41	1405	34.3	—	-
1954	Pinky Nisbet	30	1135	37.8	—	-
1955	King Hill (*)	28	1108	39.6	—	-
1956	King Hill	28	972	34.7	—	-
1957	King Hill	29	1042	35.9	—	-
1958	Pat Bailey	31	1192	38.5	—	-
1959	Gordon Speer	32	1199	37.4	—	-
1960	Roland Jackson	22	839	37.6	—	-
1961	Robert Wayt	40	1541	38.5	—	-
1962	Gene Fleming	60	2040	34.0	—	-
1963	Gene Fleming	45	1663	36.9	65	-
1964	Chuck Latourette	71	2682	37.7	—	-
1965	Chuck Latourette	57	2134	37.4	58	-
1966	Chuck Latourette	60	2251	37.5	78	-
1967	Dan Van Winkle	30	1130	37.3	—	-
1968	Dan Van Winkle	25	935	37.4	54	-
1969	Bucky Allshouse	83	3182	38.3	62	-
1970	Bucky Allshouse	57	2090	36.7	—	-
1971	Mark Williams (*)	63	2602	41.3	53	0
1972	Mark Williams (*)	58	2254	38.8	59	-
1973	Mike Landrum	84	3323	39.6	79	0
1974	Mike Landrum	77	2976	38.7	70	1
1975	Mike Landrum	67	2744	41.0	64	0
1976	Tommy Lewis	68	2435	35.8	80	3

Year	Player	No.	Yds.	Avg.	LP	Blk
1977	Steve Gleaves	86	3296	38.3	—	1
1978	Steve Gleaves	60	2339	39.0	73	0
1979	Steve Gleaves	71	2871	40.4	61	0
1980	Dale Walters	64	2274	35.5	71	1
1981	Dale Walters	78	3045	39.4	84	2
1982	Dale Walters	63	2471	39.2	80	2
1983	Dale Walters	82	3452	42.1	67	1
1984	DeWayne Burnett	47	1845	39.3	59	0
1985	Steve Kidd (*)	55	2527	46.0	67	0
1986	Steve Kidd	56	2072	37.0	63	0
1987	Glen Ray Hines	52	1852	35.6	56	3
1988	Clint Parsons	51	1965	38.5	61	1
1989	Bobby Schrader	63	2366	37.6	55	1
1990	Clint Parsons	52	2148	41.3	80	2
1991	Darrell Richardson	58	2280	39.3	66	0
1992	Darrell Richardson	60	2257	37.6	52	0
1993	Tucker Phillips	57	2050	36.0	55	1
1994	Tucker Phillips	48	1855	38.7	64	0
1995	Tucker Phillips (*)	57	2487	43.6	70	0
1996	Tucker Phillips	53	2433	45.9	62	1
1997	Scott Grimes	45	1796	39.9	63	0
1998	Victor Young	25	962	38.5	65	1
1999	Travis Hale	53	2198	41.5	64	2
2000	Travis Hale (^)	54	2256	41.8	55	0
2001	Travis Hale	66	2581	39.1	77	0
2002	Travis Hale	58	2052	40.6	57	2

Year	Player	No.	Yds.	Avg.	LP	Blk
2003	Jared Scruggs (^)	51	2341	45.9	73	0
2004	Jared Scruggs	38	1433	37.7	55	1
2005	Jared Scruggs	48	2056	42.8	57	1
2006	Jared Scruggs	63	2444	38.8	61	1
2007	Luke Juist	67	2618	39.1	74	1
2008	Kyle Martens	51	1953	38.3	57	0
2009	Mark Brundage	26	1149	44.2	63	0
	Kyle Martens	48	2094	43.6	63	0
2010	Kyle Martens	52	2391	46.0	71	0
2011	Kyle Martens	78	3403	43.0	65	0
2012	Taylor Cook	39	1419	36.4	65	0
2013	James Farrimond	71	2989	42.1	66	0
2014	James Farrimond	68	2853	42.2	67	0
2015	James Farrimond	59	2544	43.1	69	0

(*) Led SWC

(^) Led WAC in punting

TACKLING LEADERS

Year	Player	Primary	Assist	Total
1974	Randy Piel	83	48	131
1975	Larry Brune	64	44	108
1976	NA			
1977	NA			
1978	NA			
1979	Lamont Jefferson	51	55	106
1980	Robert Williamson	131	65	196
1981	Dan Foster	68	42	110
	Richard Gray	67	43	110
1982	Wayne Harpold	88	48	136
1983	Joel Rios	47	35	82
1984	Danny Burgess	51	38	89
1985	Danny Burgess	52	43	95
1986	Danny Burgess	73	36	109
1987	Kyle Falk	64	19	83
1988	O.J. Brigance	90	38	128
1989	O.J. Brigance	58	46	104
1990	O.J. Brigance	49	60	109
1991	Tony Barker	78	49	127
1992	Emmett Waldron	38	64	102
1993	Emmett Waldron	67	36	103
1994	Joe Davis	79	34	113
1995	Larry Izzo	80	41	121
1996	Thomas Benford	59	20	79
1997	Rashad Reynolds	60	23	83
1998	Dan Dawson	52	29	81

Year	Player	Primary	Assist	Total
1999	Jason Hebert	53	30	83
2000	Dan Dawson	33	55	88
	Rashard Pittman	25	63	88
2001	Jason Hebert	68	35	103
2002	Jeff Vanover	59	33	92
2003	Terry Holley	68	24	92
2004	Adam Herrin	51	23	74
2005	John Syptak	42	30	72
2006	Brian Raines	85	33	118
2007	Andrew Sendejo	73	34	107
2008	Andrew Sendejo	61	33	94
2009	Travis Bradshaw	90	31	121
2010	Corey Frazier	61	22	83
2011	Cameron Nwosu	58	50	108
2012	Paul Porras	64	29	93
2013	Michael Kutzler	52	44	96
2014	Alex Lyons	44	27	71
2015	Alex Lyons	39	38	77

DOAK WALKER AWARD

1991 Trevor Cobb (RB)

ALL-AMERICA

1934 Bill Wallace (B)

1944 H.J. Nichols (G)

1946 Weldon Humble (G)

1949 Froggy Williams (E)

1949 Joe Watson (C)

1951 Bill Howton (E)

1953 John Hudson (T)

1953 Kosse Johnson (B)

1954 Dicky Maegle (HB)

1957 King Hill (QB)

1958 Buddy Dial (E)

1964 Malcolm Walker (C)

1976 Tommy Kramer (QB)

1985 Steve Kidd (P)

1991 Trevor Cobb (RB)

1992 Trevor Cobb (RB)

1997 Charles Torello (OG)

2006 Jarett Dillard (WR)

2008 Jarett Dillard (WR)

2010 Kyle Martens (P)

FRESHMAN ALL-AMERICA

1996 Rod Beavan (OL)

2007 James Casey (WR)

2008 Travis Bradshaw (DB)

2011 Bryce Callahan (CB)

Mario Hull (KR)

CFA SCHOLAR-ATHLETE TEAM

1991 Trey Teichelman (OG)

1992 Joey Wheeler (LB)

1995 Jay Lamy (DB)

COSIDA ACADEMIC ALL-AMERICA

1952 Richard Chapman (DG)

1953 Richard Chapman (DG)

1954 Dicky Maegle (B)

1960 Boyd King (G)

1969 Steve Bradshaw (DG)

1979 LaMont Jefferson (LB)

1983 Brian Patterson (DB)

1988 Mike Boudousquie (WR)

1992 Joey Wheeler (LB)

1995 Jay Lamy (DB)

1996 Jason Winship (DT)

1997 Benji Wood (RB)

2000 Travis Ortega (DB)

2008 James Casey (TE)

2010 Travis Bradshaw (DB)

2014 Brian Nordstrom (DL)

FORT WORTH KIWANIS SPORTSMANSHIP AWARD

1958 Buddy Dial (E)

1976 Tommy Kramer (QB)

1980 Randy Hertel (QB)

1990 Donald Hollas (QB)

AMERICAN SPIRIT AWARD

1987 Danny Burgess (LB)

1988 Courtney Hall (C)

1991 Trey Teichelman (OG)

1992 Trevor Cobb (RB)

SWC ACADEMIC HONOR TEAM

1987 Mike Boudousquie, Jeff Hood,
Brent Knaption

1988 Donald Hollas, Jeff Hood,
John Isaac

1989 Paul Brotze, Donald Hollas,
Allen Koch

1990 Donald Hollas, Bill Stone,
Trey Teichelman

1991 Joel Dawson, Trey Teichelman,
Joey Wheeler

1992 Joey Wheeler,
Tom Hetherington,
Charles Gulbranson

1993 Tom Hetherington,
Jeff Mercer, Jeffrey Sowell

1994 Bobby Dixon, Brynton Goynes,
Josh LaRocca

1995 Bobby Dixon, Josh LaRocca,
Jeremy Thigpen

WAC ACADEMIC ALL-CONFERENCE

1996 David Grenardo, Mike Ruff
Larry Thompson,
Jason Winship, Benji Wood

1997 Matt Baldwin, Jeremy Bates,
Blair Brown, David Grenardo,
Travis Ortega, Judd Smith,
Paul Thomas, Benji Wood,
Victor Young

1998 Matt Baldwin, Mike Gingrich,
Billy Harvin, Andrew Hughes,
Jake Jackson, Travis Ortega,
Judd Smith, Adam Williams,
Joe Bob Thompson,
Victor Young

1999 Matt Baldwin, Mike Gingrich,
Billy Harvin, Jake Jackson,
Travis Ortega, Judd Smith,
Matt Webber, Adam Williams,
Joe Bob Thompson,
Victor Young

2000 Billy Harvin, Evan Meeks,
Jake Jackson, Travis Ortega,
Joe Bob Thompson,
Matt Webber

2001 Rene Aninao, Jonathan Chism,
Dan Dawson, Billy Harvin,
Evans Meeks, Joe Bob
Thompson, Matt Webber

2002 Jonathan Chism, Rob Daniel,
Chris DeMunbrun,
Vincent Hawkins, Ross Huebel,
Michael Merrick, Brandon
Skeen, Edgar Vega,
Ben Wiggins

2003	John Brock, David Carter, Andrew Cates, Jonathan Chrism Rob Daniel, Chris DeMunbrun, Matt Ginn, Ross Huebel, Michael Merrick, Brandon Skeen, John Syptak, Edgar Vega, Ben Wiggins
2004	Joel Armstrong, Raymorris Barnes, Bio Bilaye-Benibo, David Carter, Jonathan Cary, Buck Casson, Rob Daniel, Matt Ginn, Andy Hall, Robby Heos, Ross Huebel, John Syptak, Edgar Vega, Joe Don Wood

ALL-CONFERENCE USA ACADEMIC TEAM

2007	Robbie Heos, Andrew Sendejo
2008	James Casey, Andrew Sendejo
2009	Travis Bradshaw, Clark Fangmeier, Andrew Sendejo
2010	Travis Bradshaw, Brandon Long, Cheta Ozougwu
2011	Scott Solomon, Matt Nordstrom

2012	Tanner Leland
2013	Tanner Leland, Paul Porras
2014	James Farrimond, James Hairston, Brian Nordstrom
2015	Darik Dillard

ALL-SOUTHWEST CONFERENCE

1919	Shirley Brick (E)
1920	John Underwood (G) Eddie Dyer (B)
1921	John Underwood (G)
1925	Wash Underwood (G)
1926	Wash Underwood (G)
1930	Bill Morgan (G)
1931	Lou Hassell (T)
1933	Fred Lauterbach (T)
1934	John McCauley (B) Ralph Miller (T) Leche Sylvester (E) Bill Wallace (B)
1935	John McCauley (B) Leche Sylvester (E) Bill Wallace (B)
1939	Olie Cordill (B)
1940	Moose Hartman (T) Ken Whitlow (C)

1941	Art Goforth (G)
1942	Dick Dwelle (B) Weldon Humble (G) Carl Russ (B)
1943	Charles Malmberg (T)
1944	H.J. Nichols (G) George Walmsley (B)
1945	Bob Nemir (B)
1946	Weldon Humble (G) Huey Keeney (B) Carl Russ (B)
1947	J.W. Magee (G) Joe Watson (C)
1948	Joe Watson (C) Froggy Williams (E)
1949	Ralph Murphy (T) Joe Watson (C) Froggy Williams (E) Gerald Weatherly (LB)
1950	Paul Gioski (T)
1951	Bill Burkhalter (DB) Bill Howton (E)
1952	Bill Crockett (OT) Richard Chapman (DG) Don Rhoden (LB)

1953	Richard Chapman (T) Kosse Johnson (B) Kenny Paul (G) Leo Rucka (C)
1954	Dicky Maegle (B) Kenny Paul (G) Eddie Rayburn (T)
1957	Buddy Dial (E) Matt Gorges (G) King Hill (QB) Larry Whitmire (T)
1958	Buddy Dial (E) J.D. Smith (T)
1959	Rufus King (G)
1960	Johnny Burrell (E) Rufus King (G)
1961	Johnny Burrell (E) Roland Jackson (B) Robert Johnston (T)
1962	Gene Raesz (E)
1963	Johnny Nichols (G) Malcolm Walker (C)
1964	Dale Calihan (DE) Malcolm Walker (C)
1965	Jim Vining (OT)
1966	Chuck Latourette (DB)

1967	Jay Collins (DE) Hugo Hollas (LB) Leland Winston (OT)
1969	Roger Roitsch (DT)
1970	Bucky Allshouse (DB) Roger Roitsch (DT)
1971	Rodrigo Barnes (LB) Stahle Vincent (RB)
1972	Rodrigo Barnes (LB) Gary Butler (TE) Bruce Henley (DB) Ron Waedemon (OT) Mark Williams (PK)
1973	Bruce Henley (DB) Cornelius Walker (NG)
1976	Tommy Kramer (QB) Kenneth Roy (TE)
1980	Robert Hubble (TE) Robert Williamson (LB)
1982	Deron Miller (TE)
1985	Antonio Brinkley (RB) Steve Kidd (P) Darrick Wells (WR)
1986	Quentis Roper (KR) Dwain Turner (DT)
1987	Courtney Hall (C) Donald Hollas (DB)

1988	Courtney Hall (C) Donald Hollas (DB)
1989	O.J. Brigance (LB) David Griffin (DB) Eric Henley (WR)
1990	O.J. Brigance (LB) Trevor Cobb (RB) Clint Parsons (PK) Richard Segina (C) Trey Teichelman (OG)
1991	Trevor Cobb (RB) Trey Teichelman (OG) Eric Henley (WR) Matt Sign (NG) Tony Barker (LB) Alonzo Williams (LB)
1992	Donald Allen (PR) Mike Appelbaum (OG) Billy Baldwin (OT) Trevor Cobb (RB) Chris Cooley (OG) Bert Emanuel (QB) Tom Hetherington (C) Jimmy Lee (WR) Matt Sign (NG) Emmett Waldron (LB) Sean Washington (DB)

1993	Nathan Bennett (DB) Chris Cooley (OT) Bobby Dixon (DB) Mike Ecklund (OG) Yoncy Edmonds (RB) Bert Emanuel (QB) Jimmy Golden (OT) Tom Hetherington (C) Jimmy Lee (WR) Corey Seymour (DT) Emmett Waldron (LB) Sean Washington (DB)
1994	Chris Cooley (OG) Bobby Dixon (DB) Spencer George (RB) Brynton Goynes (DT) Ed Howard (WR) Larry Izzo (LB) Ndukwe Kalu (DE) Jeff Sowell (DB)
1995	Warrick Franklin (DB) Brynton Goynes (DT) Larry Izzo (LB) Tucker Phillips (P) Jeremy Thigpen (C)

HOUSTON POST SWC MVP

1940	Bob Brumley (B) Kenneth Whitlow (C)
1946	Carl Russ (B) Weldon Humble (G)
1949	Joe Watson (C)
1951	Bill Howton (E)
1953	Kosse Johnson (B)
1954	Dicky Maegle (B)
1957	King Hill (QB)
1958	Buddy Dial (E)
1961	Robert Johnston (G)
1976	Tommy Kramer (QB)
1992	Trevor Cobb (RB)

ALL-WAC

1996	Warrick Franklin (DB) Spencer George (RB) Ndukwe Kalu (DE) Michael Perry (KR) Tucker Phillips (P) Jeremy Thigpen (C) Charles Torello (OG)
1997	Andy Clifton (DE) Chad Nelson (QB) Michael Perry (RB) Charles Torello (OG) LaDoughyous McCalla (DB)

1998	Terrence Melton (DE) Charles Torello (OG) Rashad Reynolds (LB) LaDoughyous McCalla (DB)
1999	Derek Crabtree (PK) Dan Dawson (LB) Neal Gray (OG) Jason Hebert (DB) Judd Smith (DT)
2000	Rod Beavan (OT) Dan Dawson (LB) Travis Hale (P) Jason Hebert (DB) Travis Ortega (DB)
2001	Dan Dawson (LB) Heath Fowler (OT) Brandon Green (DE) Billy Harvin (OT) Jason Hebert (DB) Joe Bob Thompson (LB)
2002	Greg Gatlin (DB) Brandon Green (DE) Keith Meyer (OL)
2003	Chris DeMunbrun (OL) Jared Scruggs (P) Ben Stephens (OL)

2004	Terry Holley (DB) Scott Mayhew (OL) John Syptak (DL)
------	--

ALL-CONFERENCE USA

2005	John Syptak (DL) Quinton Smith (RB)
2006	Jarett Dillard (WR) Brian Raines (LB) Robby Heos (OG) Courtney Gordon (DE) Andray Downs (DB) Quinton Smith (RB)
2007	Chase Clement (QB) Jarett Dillard (WR) Robbie Heos (OG) Brian Raines (LB)
2008	Chase Clement (QB) <i>C-USA Most Valuable Player</i>
2008	David Bailiff <i>C-USA Coach of the Year</i>
2008	David Berken (OL) James Casey (WR) Chase Clement (QB) Jarett Dillard (WR) Brian Raines (LB)

2009	Scott Mitchell (OT) Scott Solomon (DT)
2010	Travis Bradshaw (SAF) Brandon Long (DS) Kyle Martens (P) Cheta Ozougwu (DE)
2011	Kyle Martens (P) Scott Solomon (DE)
2012	Vance McDonald (TE) Phillip Gaines (DB) Chris Boswell (K)
2013	Christian Covington (DL) Phillip Gaines (DB) Trevor Gillette (DS) Nate Richards (OL) Charles Ross (RB) Chris Boswell (K) Bryce Callahan (DB) Michael Kutzler (LB) Turner Petersen (TE) Jordan Taylor (WR)
2014	Brian Nordstrom (DL) Bryce Callahan (DB) Nico Carlson (OL) Jordan Taylor (WR)
2015	Andrew Reue (OL)

EAST-WEST SHRINE GAME

Year	Player (Position)
1936	Bill Wallace (B) Leche Sylvester (E)
1940	Olie Cordill (B)
1941	Moose Hartman (T)
1942	Bob Brumley (B)
1948	Virgil Eikenberg (QB)
1949	Jake McBride (E)
1950	Lee Stonestreet (C)
1951	Sonny McCurry (E) Bill Howton (E)
1952	Don Rhoden (LB)
1955	Dicky Maegle (RB)
1958	Buddy Dial (E)
1960	Bill Bucek (QB)
1962	Gene Raesz (E)
1965	Malcolm Walker (C)
1966	Chuck Latourette (DB)
1979	Doug Cunningham (E)
1980	Earl Cooper (RB)
1993	Trevor Cobb (RB)
1994	Nathan Bennett (DB)
1999	LaDoughyous McCalla (DB)

AFCA HULA BOWL

Year	Player (Position)
1954	Dicky Maegle (RB)
1957	King Hill (QB)
1960	Bill Bucek (QB)
1961	Rufus King (G)
1962	Johnny Burrell (E)
1963	Johnny Nichols (G)
1973	Bruce Henley (DB)
1982	Robert Hubble (TE)
1986	James Hamrick (PK)
1987	Steve Kidd (DB-P) Benji Wood (RB)
1998	Andy Clifton (DE)
1999	LaDoughyous McCalla (DB)
2000	Chad Richardson (RB)
2003	Brandon Green (DE)

ALL-STAR PARTICIPANTS

2005	Jeremy Calahan (DL) Greg Wilson (OL)
2006	John Syptak (LB)
2007	Jared Scruggs (P)

SENIOR BOWL

Year	Player (Position)
1962	Roland Jackson (RB)
1964	Malcolm Walker (C) Russell Wayt (DB)
1972	Gary Butler (TE)
1976	Tommy Kramer (QB-MVP) Kenneth Roy (TE)
1980	Earl Cooper (RB)
1982	Robert Hubble (TE)
1986	James Hamrick (PK-DNP)
1989	Courtney Hall (C)
1991	Donald Hollas (QB)
1992	Eric Henley (WR)
1993	Trevor Cobb (RB)
1994	Bert Emanuel (QB-WR)
1996	Ndukwe Kalu (DE-South Defensive MVP)
2013	Vance McDonald (TE)
2014	Chris Boswell (K)

BLUE-GRAY GAME

Year	Player (Position)
1940	Ken Whitlow (C)
1944	H.J. Nichols (G)
1947	Jim Spruill (T) J.W. Magee (G) Harold Stockbridge (B)
1948	Nick Lanza (E) Huey Keeney (B)
1952	Bill Crockett (OT)
1955	Eddie Rayburn (T)
1958	Gene Jones (E) J.D. Smith (T)
1959	Gordon Speer (B)
1961	Butch Blume (B) Larry Anthony (B) Tommy Minter (LB)
1964	Gene Fleming (B)
1965	Jim Vining (T)
1970	Bucky Allshouse (DB)
1971	Stahle Vincent (RB) Bob Brown (E)
1972	Mark Williams (PK) Ron Waedemon (OT) Rodrigo Barnes (LB)

ALL-STAR PARTICIPANTS

1973	Preston Anderson (DB)
1975	Alan Pringle (PK) Jody Medford (DT)
1976	Tommy Kramer (QB) Danny Johnson (OT) Kenneth Roy (TE)
1979	Earl Cooper (RB)
1981	Robert Hubble (TE)
1985	James Hamrick (PK)
1990	Donald Hollas (QB-DNP) Richard Segina (C)
2000	Travis Ortega (LB) Adrian Sadler (DB)
2001	Dan Dawson (DB)

AFCA ALL-AMERICA BOWL

Year	Player (Position)
1960	Gordon Speer (HB)
1961	Rufus King (G)
1962	Roland Jackson (RB)
1963	Gene Raesz (E)
1964	John Mims (T)
1971	Stahle Vincent (RB)
1973	Sammy Johnson (OT)
1976	Larry Brune (DB)

NORTH-SOUTH SHRINE GAME

Year	Player (Position)
1959	Gordon Speer (HB)
1960	Johnny Burrell (E)
1961	George Karam (T)
1962	Randy Kerbow (QB) Roland Jackson (RB) Johnny Cole (C) Gene Raesz (E)
1963	Johnny Nichols (G)
1964	John Mims (T) Dale Calihan (E)
1965	Ronnie Cervenka (DB)
1970	Roger Roitsch (DT) Brownie Wheless (OT)
1972	Gary Butler (TE) Bart Goforth (OG)
1973	Preston Anderson (DB)
1975	Alan Pringle (PK)
1976	Rodney Norton (LB)

CHICAGO COLLEGE ALL-STAR GAME

Year	Player (Position)
1946	Bill Blackburn (C)
1950	Joe Watson (C) Tobin Rote (QB-DNP) Froggy Williams (E-DNP)
1951	Bill Howton (E)
1953	Ron Rhoden (T)
1954	Richard Chapman (T-DNP)
1955	Dicky Maegle (B)
1958	King Hill (QB)
1959	Buddy Dial (E)
1965	Malcolm Walker (C) Russell Wayt (DB)

JAPAN BOWL

Year	Player (Position)
1982	Joel Baxter (PK) Michael Calhoun (QB)

CANADIAN-AMERICAN BOWL

Year	Player (Position)
1979	Jim Frith (DE)

INTAJUICE NORTH-SOUTH CLASSIC

Year	Player (Position)
2006	Quinton Smith (RB) Marcus Rucker (LB)

VILLAGES GRIDIRON CLASSIC

Year	Player (Position)
2005	Terry Holley (DB)

TEXAS VS. THE NATION ALL-STAR GAME

Year	Player (Position)
2007	Quinton Smith (RB)
2008	George Chukwu (DT)

EASTHAM ENERGY COLLEGE ALL-STAR GAME

Year	Player (Position)
2010	Brandon Long (DS)

CASINO DEL SOL ALL STAR GAME

Year	Player (Position)
2011	Tyler Smith (RB) Chris Jammer (CB)

NFLPA COLLEGIATE BOWL

Year	Player (Position)
2013	Sam McGuffie (WR) Luke Willson (TE)

MEDAL OF HONOR BOWL

Year	Player (Position)
2014	Cody Bauer (DE)

TEAM AWARDS

GEORGE MARTIN AWARD

The George Martin Award, recognizing a long-time Houston restaurateur, began honoring Rice's most valuable player in 1925. He directed the annual selection until his death in 1962. The recipient is now chosen by team members via secret ballot.

Year	Player (Position)
1925	Wash Underwood (C)
1926	Wash Underwood (C)
1927	Merle Comstock (B)
1928	Danny Allnoch (B)
1929	Bush Jones (G)
1930	Bill Morgan (G)
1931	Lou Hassell (T)
1932	Joe Lagow (G)
1933	Harry Witt (B)
1934	John McCauley (B)
1935	Bill Wallace (B)
1936	Buck Friedman (B)
1937	Ernie Lain (B)
1938	Walter Williams (E)

1939	Olie Cordill (B)
1940	Ken Whitlow (C)
1941	Art Goforth (G)
1942	Weldon Humble (G)
1943	Charles Malmberg (T)
1944	George Walmsley (B)
1945	Bob Nemir (B)
1946	Weldon Humble (G)
1947	J.W. Magee (G)
1948	Gerald Weatherly (C)
1949	Joe Watson (C)
1950	Bill Howton (E)
1951	Bill Howton (E)
1952	Don Rhoden (C)
1953	Kosse Johnson (B)
1954	Kenny Paul (G)
1955	Lew Harpold (G)
1956	Jerry Harris (C)
1957	King Hill (QB)
1958	Gene Jones (E)
1959	Bill Bucek (QB)
1960	Jim Stroud (C)
1961	Butch Blume (HB)
1962	Gene Raez (E)
1963	Johnny Nichols (G)

1964	Malcolm Walker (C)
1965	Jim Vining (T)
	David Ferguson (HB)
1966	Chuck Latourette (DB)
1967	Hugo Hollas (DB)
1968	Leland Winston (OT)
1969	Steve Bradshaw (DG)
1970	Bucky Allshouse (DB)
1971	Stahle Vincent (RB)
1972	Gary Butler (TE)
1973	Carl Swierc (WR)
1974	Jody Medford (DT)
1975	John Coleman (RB)
1976	Tommy Kramer (QB)
1977	David Houser (WR)
1978	David Houser (WR)
1979	Earl Cooper (RB)
1980	Robert Williamson (LB)
1981	Michael Calhoun (QB)
1982	Melvin Robinson (WR)
1983	Phillip Money (QB)
1984	Melvin Robinson (WR)
1985	Antonio Brinkley (RB)
1986	Quentis Roper (QB-KOR)
1987	Courtney Hall (C)

1988	Courtney Hall (C)
1989	Donald Hollas (QB)
1990	Trevor Cobb (RB)
1991	Trevor Cobb (RB)
1992	Trevor Cobb (RB)
1993	Bert Emanuel (QB)
1994	Byron Coston (RB)
1995	Larry Izzo (LB)
1996	Chad Nelson (QB)
1997	Chad Nelson (QB)
1998	LaDoughyous McCalla (DB)
1999	Chad Richardson (QB)
2000	Dan Dawson (LB)
2001	Kyle Herm (QB)
2002	Brandon Green (DE)
2003	Kyle Herm (QB)
2004	Ed Bailey (RB)
2005	Quinton Smith (RB)
2006	Jarett Dillard (WR)
2007	Chase Clement (QB)
2008	Chase Clement (QB)
2009	Andrew Sendejo (DB)
2010	Travis Bradshaw (SAF)
	Cheta Ozougwu (DE)
2011	Tyler Smith (RB)

2012	Philip Gaines (CB)
2013	Charles Ross (RB)
2014	Jordan Taylor (WR)
2015	Luke Turner (RB)

JOE F. LIPSCOMB AWARD

Awarded annually to the team's most outstanding freshman, the Joe F. Lipscomb Award is decided by a squad vote.

Year	Player (Position)
1971	Jake Smitherman (LB)
1972	Ken Doucette (LB)
1973	Mark Roquemore (LB)
1974	David Houser (WR)
1975	Tony Hackebeil (RB)
1976	Robert Williamson (LB)
1977	Michael Downs (DB)
1977	Randy Hertel (QB)
1978	Weldon Meeks (RB)
1979	Tim Sanders (RB)
1980	Doug Johnson (QB)
1981	Kevin Trigg (RB)
1982	Alvin Rettig (DB)

1983	Dwain Turner (DT)
1984	Mark Comalander (QB)
1985	Quentis Roper (QB)
1986	Everett Coleman (DB)
1987	Nigel Codrington (DB)
1988	Terry Thornton (DB)
1989	Trevor Cobb (RB)
	Matt Sign (NG)
1990	Nathan Bennett (RB)
	Kolis Crier (TE)
1991	Josh LaRocca (QB)
1992	Larry Izzo (LB)
	Emerson Allen (WR)
1993	Ndukwe Kalu (DE)
1994	Chad Nelson (QB-PK)
1995	Michael Perry (RB)
1996	Judd Smith (NG)
1997	Jake Jackson (NG)
1998	B.J. Forgunson (DT)
1999	Brandon Green (DE)
2000	Robbie Beck (RB)
2001	Clint Hatfield (RB)
2002	Marcus Battle (WR)
2003	Chad Price (DB)
2004	Joel Armstrong (QB)

2005	Jarett Dillard (WR)
2006	Andrew Sendejo (DB)
2007	James Casey (WR)
2008	Chris Jammer (DB)
2009	Charles Ross (DB)
2010	Jeremy Eddington (RB)
2011	Bryce Callahan (CB)
2012	Christian Covington (DT)
2013	Jowan Davis (RB)
2014	James Mayden (WR)
2015	Justin Bickham (CB)

GEORGE R. BROWN OFFENSE AWARDS

Originated in 1971, the George R. Brown Offense Awards are given annually to the outstanding lineman, back and receiver. The receiver was not added to the award until 1976. Brown, chairman of Brown & Root Contractors, was a Rice graduate and former chairman of the university's Board of Trustees. He was one of the most active supporters of the university until his death in 1983.

Year Player (Position)

1971 Ron Waedemon (L)

	Stahle Vincent (B)
1972	Bart Goforth (L) Bruce Gadd (B)
1973	David Vandiver (L) Gary Ferguson (B)
1974	Randy Eggemeyer (L) Gary Ferguson (B)
1975	James Liska (L) Ed Lofton (B)
1976	Danny Johnson (L) James Sykes (B) Doug Cunningham (R)
1977	John Joyce (L) Earl Cooper (B) David Houser (R)
1978	Dwayne Moyer (L) Earl Cooper (B) Doug Cunningham (R)
1979	Keith Kveton (L) Earl Cooper (B) Robert Hubble (R)
1980	Darryl Grant (L) Calvin Fance (B) Hosea Fortune (R)
1981	Donny Martin (L)

	Michael Calhoun (B) Hosea Fortune (R)
1982	Donny Martin (L) Tim Sanders (B) Melvin Robinson (R)
1983	Scott McLaughlin (L) Kevin Trigg (B) Ricky Askew (R)
1984	Scott McLaughlin (L) Marc Scott (B) Melvin Robinson (R)
1985	Bobby Nunez (L) Antonio Brinkley (B) Darrick Wells (R)
1986	Russell Moses (L) Quentis Roper (B) Kenny Major (R)
1987	Courtney Hall (L) Lorenzo Cyphers (B) Todd Jones (B) Darrell Goolsby (R)
1988	Courtney Hall (L) Quentis Roper (B) Mike Boudousquie (R)
1989	Allen Koch (L) Richard Williams (B) Eric Henley (R)

1990	Richard Segina (L) Trevor Cobb (B) Courtney Cravin (R) Eric Henley (R)
1991	Trey Teichelman (L) Trevor Cobb (B) Eric Henley (R)
1992	Chris Cooley (L) Trevor Cobb (B) Jimmy Lee (R)
1993	Chris Cooley (L) Yoncy Edmonds (B) Byron Coston (B) Jimmy Lee (R)
1994	Chris Cooley (L) Jimmy Lee (B) Ed Howard (R)
1995	Jeremy Thigpen (L) Yoncy Edmonds (B) Jeff Venghaus (R)
1996	Jeremy Thigpen (L) Spencer George (B) Jason Blackwell (R)
1997	Charles Torello (L) Michael Perry (B) Jason Blackwell (R)

1998	Charles Torello (L) Michael Perry (B) Jason Blackwell (R)
1999	Neal Gray (L) Chad Richardson (B) Raphael Tillman (R)
2000	Rod Beavan (L) Jamie Tyler (B) Gavin Boothe (R)
2001	Billy Harvin (L) Kyle Herm (B) Gilbert Okoronkwo (R)
2002	Keith Meyer (L) Vincent Hawkins (B) Marcus Battle (R)
2003	Chris DeMunbrun (L) Robbie Beck (B) Thomas Lott (B) Marcus Battle (R)
2004	Greg Wilson (L) Ed Bailey (B) Ryan Simonak (R)
2005	Cory Laxen (L) Quinton Smith (B) Jarett Dillard (R)
2006	Robbie Heos (L) Quinton Smith (B)

	Jarett Dillard (R)	Zach Wright (R)							
2007	Robbie Heos (L) Chase Clement (B) Jarett Dillard (R)	JESS NEELY DEFENSE AWARDS The Jess Neely Defense Awards were started in 1966 in honor of the retired Rice head coach and athletic director. Ben Woodson, a long-time Rice booster and former chairman of the American General Companies, arranged for the presentation of two awards in Neely's name every year to the top Owl lineman and back. An award for the top linebacker was added in 1971. Neely passed away in 1983.	1972	Larry Walling (L) LaRay Brashers (LB) Bruce Henley (B)	1981	Clenzie Pierson (L) Don Foster (LB) Richard Crayton (B)	1990	Tim Fitzpatrick (L) O.J. Brigance (LB) Greg King (B)	
2008	David Berken (L) CJ Ugokwe (B) Jarett Dillard (R)		1973	Cornelius Walker (L) Richard Hollas (LB) Preston Anderson (B)	1982	Clenzie Pierson (L) Richard Gray (LB) Brian Mica (B)	1991	Shawn Alberding (L) Tony Barker (LB) Nathan Bennett (B)	
2009	Scott Mitchell (L) Tyler Smith (B) Toren Dixon (R)		1974	Cornelius Walker (L) Rodney Norton (LB) Larry Brune (B)	1983	Joel Rios (L) Doug Johnson (LB) Richard Crayton (B)	1992	Shawn Alberding (L) Corey Seymour (L) Emmett Waldron (LB) Sean Washington (B)	
2010	Jake Hicks (L) Sam McGuffie (B) Vance McDonald (R)		1975	Brent Barnes (L) Rodney Norton (LB) Larry Brune (B)	1984	Dwain Turner (L) Danny Burgess (LB) Dwayne Holmes (B)	1993	Corey Seymour (L) Emmett Waldron (LB) Nathan Bennett (B)	
2011	Jake Hicks (L) Tyler Smith (B) Vance McDonald (R)		1976	Jeff Rose (L) Mark Bockeloh (LB) Don Parrish (B)	1985	Dwain Turner (L) Danny Burgess (LB) Steve Kidd (B)	1994	Ndukwe Kalu (L) Joe Davis (LB) Bobby Dixon (B)	
2012	Nate Richards (L) Charles Ross (B) Jordan Taylor (R)	Year Player (Position) 1966 Harlon Dearing (L) Chuck Latourette (B) 1967 Hugo Hollas (L) Jay Collins (B) 1968 Gene Auldrige (L) Pascual Piedfort (B) 1969 Steve Bradshaw (L) Bucky Allshouse (B) 1970 Roger Roitsch (L) Chris Hale (B) 1971 Larry Walling (L) Rodrigo Barnes (LB) Bruce Henley (B)	1977	Joey Bevill (L) Robert Williamson (LB) Don Parrish (B)	1986	Dwain Turner (L) Danny Burgess (LB) Steve Kidd (B)	1995	Ndukwe Kalu (L) Larry Izzo (LB) Warrick Franklin (B)	
2013	Nate Richards (L) Charles Ross (B) Jordan Taylor (R)		1978	Dwight Moyer (L) Lamont Jefferson (LB) Don Parrish (B)	1987	Jeff Thomas (L) Kyle Falk (LB) Donald Hollas (B)	1996	Ndukwe Kalu (L) Rashad Reynolds (LB) Warrick Franklin (B)	
2014	Matt Simonette (L) Jowan Davis (B) Jordan Taylor (R)		1979	Tom Adams (L) Robert Williamson (LB) Michael Downs (B)	1988	Ted Humphreys (L) O.J. Brigance (LB) William McClay (B)	1997	Andy Clifton (L) Rashad Reynolds (LB) LaDoughyous McCalla (B)	
2015	Trey Martin (L) Darik Dillard (B)		1980	Tom Adams (L) Robert Williamson (LB) Michael Downs (B)	1989	Tim Fitzpatrick (L) O.J. Brigance (LB) David Griffin (B)	1998	Terrence Melton (L) Rashad Reynolds (LB)	

	LaDouphyou McCalla (B)
1999	Judd Smith (L) Wesley Kubesch (LB) Dan Dawson (LB) Jason Hebert (B)
2000	Jake Jackson (L) Rashard Pittman (LB) Travis Ortega (B) Dan Dawson (B)
2001	Brandon Green (L) Dan Dawson (LB) Joe Bob Thompson (LB) Jason Hebert (B)
2002	Brandon Green (L) Jeff Vanover (LB) Greg Gatlin (B)
2003	John Syptak (L) Jeff Vanover (LB) Terry Holley (B)
2004	Jeremy Calahan (L) John Syptak (L) Adam Herrin (LB) Terry Holley (B)
2005	John Syptak (L) Adam Herrin (LB) Chad Price (B)
2006	Courtney Gordon (L)

	Brian Raines (LB) Andray Downs (B)
2007	George Chukwu (L) Brian Raines (LB) Andrew Sendejo (B)
2008	Scott Solomon (L) Brian Raines (LB) Andrew Sendejo (B)
2009	Scott Solomon (L) Terrance Garmon (LB) Travis Bradshaw (B)
2010	Cheta Ozougwu (L) Justin Hill (LB) Travis Bradshaw (B)
2011	Scott Solomon (L) Justin Allen (LB) Bryce Callahan (B)
2012	Christian Covington (L) Cameron Nwosu (LB) James Radcliffe (LB) Phillip Gaines (B)
2013	Christian Covington (L) Michael Kutzler (LB) Phillip Gaines (B)
2014	Brian Nordstrom (L) James Radcliffe (LB)

	Bryce Callahan (B)
2015	Derek Brown (L) Alex Lyons (LB) J.T. Blasingame (B)

JAMES W. GLANVILLE AWARD

Named after the former Rice treasurer and member of the board of governors, the Glanville Award goes to the player who has achieved excellence in athletics, academics and integrity.

Year Player (Position)

1992	Trevor Cobb (RB)
1993	Josh LaRocca (QB)
1994	Josh LaRocca (QB)
1995	Chris Cooley (OG)
1996	Jason Winship (DT)
1997	Andy Clifton (DE)
1998	Judd Smith (DT)
1999	Mike Gingrich (RB)
2000	Travis Ortega (DB)
2001	Joe Bob Thompson (LB)
2002	Brandon Green (DE)
2003	Chris DeMunbrun (OL)
2004	Raymorris Barnes (DB)
2005	John Syptak (DL)

2006	Andray Downs (DB)
2007	Bio Bilayae Benibo (RB)
2008	James Casey (WR)
2009	Travis Bradshaw (DB)
2010	Travis Bradshaw (DB)
2011	Travis Bradshaw (DB)
2012	Michael Kutzler (LB)
2013	Michael Kutzler (LB)
2014	Brian Nordstrom (DL)
2015	Darik Dillard (RB)

BILLY ED DANIELS AWARD

The Daniels Award is given to the player who exhibits the qualities most desired in a teammate: hustle, devotion and attitude. The award is selected by a vote of the coaching staff and is named after the longtime supporter of the university and former letterman (1950-52) who passed away in 1990.

Year Player (Position)

1990	Shane Hollas (TE)
1991	Pio Hocate (DB)
1992	Greg Willig (QB)
1993	Randy Garcia (DE)
1994	Jeff Epp (RB)

1995	Jeff Sowell (DB)
1996	Kevin Masek (LB)
1997	Mark Spinner (OT)
1998	Keilone Gordon (RB)
1999	Judd Smith (DT)
2000	Ben Wulf (QB-RB)
2001	Dan Dawson (LB) Jason Hebert (DB)
2002	Vincent Hawkins (RB)
2003	Chris DeMunbrun (OL)
2004	Scott Mayhew (OL)
2005	Adam Herrin (LB)
2006	Dietrich Davis (LB)
2007	Marcus Knox (RB)
2008	Andrew Sendejo (DB)
2009	Marcux Knox (RB)
2010	Kevin Pool (RB)
2011	Turner Petersen (RB)
2012	Luke Willson (TE)
2013	Turner Petersen (RB)
2014	Matt Simonette (OL)
2015	Caleb Williams (OL)

"BLOODY JOE" DAVIS AWARD

The "Bloody Joe" Davis Award goes to the player or players who most display the competitive spirit of the legendary Rice

assistant coach, rising above pain and injury to be the best player possible.

Year	Player (Position)
1991	Matt Sign (NG) Charles Gulbranson (DT)
1992	Joey Wheeler (LB)
1993	Jimmy Lee (WR)
1994	Jimmy Lee (RB)
1995	Joe Davis (LB) Jay Lamy (DB)
1996	Chad Nelson (QB)
1997	Benji Wood (RB)
1998	Judd Smith (DT)
1999	Clint Leschber (RB)
2000	Larry Brown (DT) Jason Hebert (DB)
2001	Dan Dawson (LB)
2002	B.J. Ferguson (DL)
2003	Kyle Herm (QB) Jeff Vanover (LB)
2004	Jeremy Calahan (DL) Cotey-Joe Cswaykus (DL)
2005	Cory Laxen (OL)
2006	Andray Downs (DB)
2007	Andrew Sendejo (DB)
2008	Brian Raines (LB)

2009	Terrance Garmon (LB)
2010	Eric Ball (OG)
2011	Scott Solomon (DE)
2012	Julius White (DB)
2013	Cody Bauer (DE)
2014	Matt Simonette (OL)
2015	Stuart Mouchantaf (DT)

BILL WHITMORE AWARD

Selected by the coaching staff, the Bill Whitmore Award goes to the most improved offensive player during spring drills. The award is named after the university's first full-time sports information director (1950-84) who passed away in August, 2002.

Year	Player (Position)
1987	Lorenzo Cyphers (RB)
1988	Mike Boudousquie (WR)
1989	Scott Reeves (OL)
1990	Mike Appelbaum (OL)
1991	Herschel Crowe (WR)
1992	Jimmy Lee (WR)
1993	Clemente Torres (TE)
1994	Pat Callahan (RB)
1995	Yoncy Edmonds (RB)
1996	Mike Jones (TE)

1997	Tony Washington (WR)
1998	Anthony Griffin (RB)
1999	Evans Meeks (WR)
2000	Jeremy Hurd (QB)
2001	Gilbert Okoronkwo (WR)
2002	Ed Bailey (RB)
2003	Ed Bailey (RB) Ryan Simonak (WR)
2004	Joe Moore (RB)
2005	Joe Don Wood (RB)
2006	Trey Hopson (RB)
2007	Chase Clement (QB)
2008	John Thomas Shepherd (QB)
2009	Keshawn Carrington (C)
2010	Pierre Beasley (WR)
2011	Andre Gautreaux (WR)
2012	Taylor McHargue (QB)
2013	Luke Turner (RB)
2014	Ian Gray (OL)
2015	Trey Martin (OL)

JOE DAVIS AWARD

Also selected by the coaching staff, the Davis Award winner is the most improved defensive player in the spring. Joe Davis was the legendary Rice assistant football (1940-70) and head basketball (1943-49)

coach. He passed away in January, 1990.

Year	Player (Position)
1987	Stephen Holmes (DB)
1988	David Alston (DT)
1989	Bill Stone (LB)
1990	Brian Symonette (LB)
1991	Nathan Bennett (DB)
1992	Emmett Waldron (LB)
1993	Deric Rutherford (DE)
1994	Derrick Williams (LB)
1995	Jay Lamy (DB)
1996	Rashad Reynolds (LB)
1997	Terrence Melton (DE)
1998	David Grenardo (DB)
1999	Wes Kubesch (LB)
2000	Justin Engler (LB)
2001	Ross Lassley (DE)
2002	Corey Evans (DB)
2003	Adam Herrin (LB) William Wood (DL)
2004	Omeke Alikor (LB)
2005	Vernon James (LB)
2006	Victor Brooks (DL) Marcus Rucker (LB)
2007	Courtney Gordon (DE)
2008	Willie Garley (LB)

2009	Cheta Ozougwu (DE)
2010	Justin Hill (LB)
2011	Bryce Callahan (CB)
2012	Christian Covington (DL)
2013	Stuart Mouchantaf (DL)
2014	Brian Nordstrom (DL)
2015	D.J. Green (LB)

NATIONAL FOOTBALL FOUNDATION HALL OF FAME

Year	Player
1961	Weldon Humble
1965	James "Froggy" Williams
1978	Bill Wallace
1979	Dicky Maegle
1993	Buddy Dial
2012	Tommy Kramer

Year	Coach
1954	John W. Heisman
1971	Jess Neely

BOB QUIN AWARD

One of Rice's highest honors, the Bob Quin Award is given to the University's most outstanding all-around senior male student-athlete. It is given in memory of Bob Quin, a well-respected Rice student-athlete who passed away during a trip across the Atlantic Ocean in 1930. A group of Quin's friends felt that there would be no more suitable memorial to him than to establish an award at Rice to be given each year to the male student-athlete who exemplifies distinction in athletics, academics and leadership.

Year	Player	Sport
1931	E.J. (Dick) Jamerson	Football
1932	Reuben Albaugh	Golf
1933	Gordon Nicholson	Football
1934	Fred Alter	Tennis
1935	Harry Fouke	Football
1936	Harry Witt	Football, Basketball
1937	Howard Nicholls	Football
1938	James Nance	Football
1939	Douglas Sullivan	Football
1940	Frank Guernsey	Tennis
1941	Dick Morris	Tennis
1942	Chester Palmer	Basketball

1943	Bob Tresch	Football
1944	Clarence R.Darling,Jr.	Basketball
1945	William "Bill" Henry	Basketball
1946	John R.Donaldson	Track & Field
1947	Vince Buckley	Football
1948	Don Anderson	Football
1949	Augie Erfruth	Track & Field
1950	J.A. (Froggie) Williams	Football
1951	Charles L.Tighe	Football
1952	Billy Burkhalter	Football
1953	Dickie Bob Haddox	Football
1954	Dick Chapman	Football
1955	Kenny A.Paul	Football
1956	John A. Zimmerman	Tennis
1957	Clayton D. Williams	Tennis
1958	Matt D.Georges	Football
1959	Raymond Chilton	Football
1960	Charles O.Pollard,Jr.	Football
1961	Boyd King	Football
1962	Bob Johnson	Football
1963	Fred Hansen	Track & Field
1964	John Sylvester	Football
1965	Walter McReynolds	Football
1966	George Stroup	Track & Field
1967	Chuck Latourette	Football
1968	Jay Collins	Football
1969	Leland Winston	Football & Track

1970	Dick Fuqua	Baseball
1971	Burke Grandjean	Track & Field
1972	Stahle Vincent	Football
1973	John Allen	Swimming
1974	Ken Stadel	Track & Field
1975	Danny Carroll	Basketball
1976	Jeff Wells	Track & Field
1977	Mark Bockeloh	Football
1978	Chris Mullen	Tennis
1979	Elbert Darden	Basketball
1980	Mike Novelli	Track & Field
1981	Lamont Jefferson	Football
1982	Bobby Tudor	Basketball
1983	David Edwards	Baseball
1984	Danny Blonien	Golf
1985	William Moore	Track & Field
1986	Michael Lee	Football
1987	Danny Burgess	Football
1988	Jon Christian	Golf
1989	John Graf	Swimming
1990	Raoul Karp	Track & Field
1991	John "Jay" Thompson	Track & Field
1992	George Alexander	Track & Field
1993	Shuta Ishibe	Track & Field
1994	Todd Schoettelkotte	Basketball
1995	Adam Peakes	Basketball
1996	Jay Lamy	Football

1997	Larry Thompson	Football
1998	Adam Reiser	Track & Field
1999	Thomas N. Benford	Football
2000	Juddson "Judd" Smith	Football
2001	Mike Wilks	Basketball
2002	Tom Ring	Track & Field
2003	Brandon Green	Football
2003	Omar-Seli Mance	Basketball
2004	Richard & William Barker	Tennis
2005	Raymorris Barnes	Football
2006	John Syptak	Football
2007	Luke Stadel	Track & Field
2008	Cole St. Clair	Baseball
2009	David Berken	Football
2010	Jason Colwick	Track & Field
2011	Philip Adam	Track & Field
2012	Travis Bradshaw	Football
2013	Gabe Cuadra	Track & Field
2014	Andrew Murphy	Baseball
2015	Gabe Baker	Football
2016	Evan Karakolis	Track & Field

TEXAS SPORTS HALL OF FAME

Year	Player	Sport
1956	Jimmy Kitts	Football
1958	Fred Wolcott	Track
1961	Pete Cawthon	Football
1962	Cecil Grigg	Football
1966	Eddie Dyer	Baseball
1967	Fred Hansen	Track
1969	Weldon Humble	Football
1970	Buster Brannon	Basketball
1970	Jess Neely	Football
1978	Bill Wallace	Football
1980	Dicky Maegle	Football
1980	Jack Patterson	Track
1984	Bob Kinney	Basketball
1984	Emmett Brunson	Track
1985	James "Froggy" Williams	Football
2004	Wayne Graham	Baseball
2009	Lance Berkman	Baseball
	Tommy Kramer	Football
2011	Tobin Rote	Football

RICE LETTERMAN LIST

•AAA•

Rayford Abraham	1983-84-85-86	Marvin Allensworth	1983	Ricky Askew	1981-82-83	Raymorris Barnes	2001-02-03-04	Thomas Benford	1995-96-97-98	Mark Bockeloh	1973-74-75-76
Justin Abt	2004-05-06-07	Isaac Allison	2000-01	Jesse Atkins	1933-34-35	Rodrigo Barnes	1969, 1971-72	Jason Benjamin	2002	Wade Bode	1971-72-73
Bert Adams	1985-86	J.D. Allnoch	1927-28	Gene Auldridge	1966-67-68	Jean Barras	1955	Nathan Bennett	1990-91-92-93	Larry Boehnemann	1975-76
Carroll Adams	1931-32	Jack (Bucky) Allshouse	1968-69-70	Scott Austin	2005-06-07	C.A. Barrett	1921	L.V. Benningfield	1965-66-67	F.C. Boettcher	1918, 1920-21-22
Doug Adams	1984-85	G.F. Alsbrook	1956	Charles Avants	1973-74	Kensley Barrett	1999	Bubba Berg	1971-72	Milton Bohannon	1930-31
Tom Adams	1977, 1979-80	David Alston	1985-86-87-88	Howard Ayers	1963-64	Bert Barron	1963-64-65	Aaron Berger	1926-27	Matt Bolding	2003-04-05
Joseph Agnew	2006	Kevin Ancell	1985	Max Anyiam	2007-08-09-10	Joe Barron	1968-69	David Berken	2005-06-07-08	Henry Bollman	1934-35
Tolu Akinwumi	2011	Don Anderson	1945-46-47	•BBB•		Dennis Barry	1977-78-79-80	Dale Bernauer	1969	James Bommarito	1987
Temi Alaka	2014	Gary Anderson	2005-06-07			Aaron Bassett	1998	Don Bernshausen	1971-72-73	Guy Booker	1975-76-77-78
Ray Alborn	1959-60-61	John Anderson	1948-49	Johnny Bagwell	1993, 1995	Livy Bassett	1939-40	Wayne Bertsch	1962-63-64	Gavin Boothe	2000-01
Shawn Alberding	1989-90-91-92	Preston Anderson	1971-72-73	William Bagwell	1941	Bill Batchelor	1968-69-70	Joey Bevell	1974-75-76-77	Mike Boudousquie	1985-86-87-88
Dennis Alexander	1968	Rene Aninao	2001	Ed Bailey	2001-02-03-04	Jeremy Bates	1997, 1999	R.S. Bickford	1920-21-22	Greg Boston	1975-77
George Alexander	1965-66-67	Gene Antil	1957 (Manager)	Pat Bailey	1957-58	Marcus Battle	2002-03-04	Bob Biering	1934-35	Chris Boswell	2010-11-12-13
M.H. Alexander	1918-19, 1921	Larry Anthony	1960-61	Gabe Baker	2010-12-13-14	Voddie Baucham	1989	Brad Bierstedt	1979-80-81-82	Al Boughton	1951
Tommy Alexander	1968-69-70	Mike Appelbaum	1989-90-91-92	Louis Balady	1989-90-91-92	Cody Bauer	2009-10-12-13	John Biggs	1994	Richard Bowe	1962-63-64
Randy Alford	1970-71-72	Antoine Arbuckle	1981-82	Billy Baldwin	1989-90-91-92	Larry Baugh	1971-72	Bio Bilaye-Benibo	2005-06-07	Charles Bowen	1960-61
Omeke Alikor	2003-04-05-06	Ron Arceneaux	1971-72	Matt Baldwin	1996-97-98-99	Joel Baxter	1981-82	Guy Billups	2012-13-14	Lindsay Bowen	1941-42
Davon Allen	2008-09-10-11	William Ard	1934-35-36	A.M. (Red) Bale	1934-35	J.E. Beall	1915	Brent Bishop	1997	Donald Bowers	1987-88-89-90
Donald Allen	1988, 1992	Alvaro Arenas	1975	Eric Ball	2009-10-11	Andy Beard	1995-96-97-98	Charles Blackburn	1970	Bobby Bowman	1949
Chase Allen	1995-96-97	George Armstrong	1942	Larry Ball	1977-78	Pierre Beasley	2008-09-10	William Blackburn	1941-42	Roland Boyce	1972-73, 1975
Emerson Allen	1992-93-94-95	Henry Armstrong	1942, 1946-47	Joe Ballard	2014	Rod Beavan	1996-98-99-2000	F.B. Blackstone	1926-27-28	Brandon Boyd	2000-01-02-03
Frank Allen	1949-50	Joel Armstrong	2004-05-06-07	Van Ballard	1949	Robbie Beck	2000-01-02-03	Jason Blackwell	1995-96-97-98	Kevin Brabham	1994-95-96-97
Justin Allen	2010-11	Kris Armstrong	1993-94	VJ Banks	2014	Nathan Beck	1980, 1982	Calvin Blair	1981	Andre Brackens	2010-11
J.J. Allen	1928	G.L. Arnold	1945	Lute Barber	2005-06-07	Karlton Bedford	1996-97-98-99	Dennis Blair	1975-76-77-78	B.H. Bradbaer	1943-44-45
Robert Allen	1950	Harry Arthur	1936-37-38	Tony Barker	1990-91	H.L. Bell	1916-17-18	Bernie Blaschke	1979-80-81	F.S. Braden	1927-28
Travis Allen	1930	Percy Arthur	1933-34	Eric Barkett	1983	H.W. Bell	1945	J.T. Blasingame	2012, 14	Emmanuel Braden	1948-49-50
		Twyman Ash	1956	Brent Barnes	1973-74-75	John Belton	1936	Butch Blume	1960-61	Leroy Bradley	1998-99-2000-01
		Adrayll Askew	1992-93-94-95	Melvin Barnes	1933-34	Jarrett Ben	2008-09	Charles Boatman	1960	Steve Bradshaw	1967-68-69

Travis Bradshaw	2008-09-10-11	Spencer Brown	1960-61	Ted Cain	1942	Jayson Carter	2014	Billy Cline	1938	DeJaun Cooper	2003-04-05-06
Carmen Brandon	1933-34-35	Bob Brown	1969-70-71	Jeremy Calahan	2001-02-03-04	Jonathan Cary	2005-06-07	Henry Clore	1932-33	Earl Cooper	1976-77-78-79
Robert Brandon	1937-38-39	W.E. Brown	1913-14-15-16	Larry Caldwell	1969-70-71	James Casey	2007-08	W.P. Clyce	1914-15	Vaquero Cooper	1972
William Brandon	1936-37	Bob Brumley	1939-40-41	Jonathan Calhoun	2006	Buck Casson	2004-05	Coan	1914-15	Paxton Corder	2000
Dick Brannon	1938-39	Mark Brundage	2008-09	Michael Calhoun	1981-82	Alex Castano	1992	Trevor Cobb	1989-90-91-92	Olie Cordill	1937-38-39
Ted Brannon	1941-42	Larry Brune	1973-74-75	Robert Calhoun	2006-07-08-09	Andrew Cates	2003-04-05	James Cochran	1963	John Cornett	1960-61
Neal Branscum	1964-65	Billy Bucek	1957-58-59	Dale Calihan	1963-64	Troy Cates	1980-81-82-83	Nigel Codrington	1987-88-89-90	Don Costa	1954
Daniel Brast	1960	Joe Buck	1970-71-72	Bryce Callahan	2011-12-13-14	James Cauley	1957	Dan Coffee	1936-37-38	Byron Coston	1991-92-93-94
Jeff Brast	1977-78	Donald Bulanek	1973-74	Pat Callahan	1992-93-94-95	Connor Cella	2013-14	John Coffee	1930-31	Kayne Coulter	1986-87-88-89
LaRay Brashers	1970-71-72	Stanley Burge	1976	Aubrey Calvin	1929	Ronnie Cervenka	1963-64-65	Frank Cogdell	1935	Pat Courtney	1989
C.A. Brett	1920	Danny Burgess	1983-84-85-86	Dean Calvin	1922	Danny Cestero	2001	Johnny Cole	1961-62	Vince Courville	1981-82
Ray Brewster	1986-87	Eddie Burgoyne	1983, 1985-86	Charles Campbell	1984-85-86	R.E. (Roy) Chambers	1921-22-23	Everett Coleman	1986-87-88-90	Christian Covington	2012-13-14
Shirley Brick	1915-16-17, 1919	Sammie Burk	1950, 1953	Donald Campbell	1950	Richard Chapman	1951-52-53	John Coleman	1972-73-74-75	Billy Cox	1960-61-62
Blois Bridges	1952-53	Percy Burke	1930-31-32	J.I. Campbell	1921-22-23	David Cherry	1974-75-76	Trey Coleman	2003	Gary Cox	1973-74-75
Thad Bridges	1995-96	Bill Burkhalter	1949-50-51	Jerry Candler	1960-61-62	Bill Chilivets	1971-72	Mike Collier	1975-76-77-78	John L. Cox	1943-44
O.J. Brigance	1987-88-89-90	DeWayne Burnett	1982-83-84-85	Anthony Canady	2013	Raymond Chilton	1956-57-58	Eddy Collins	1973-74-75-76	LaVon Cox	1953-54
James Briggs	1955-56	Max Burnett	1960	Greg Cannady	1976	Jonathan Chism	2000-01-02-03	Edwin Collins	1971-72-73	Clif Crabtree	1969, 1971-72
Trey Briggs	2009-10-12	Tony Burnett	1983-84	Douglas Canter	1977	T.F. Chmelik	1945	Jay Collins	1965-66-67	Derek Crabtree	1998-99-2000-01
Antonio Brinkley	1981, 1983-84-85	Johnny Burrell	1959-60-61	John Cardwell	1970	Rick Christon	1983	Larry Collins	1981-82-83-84	Ryan Craig	2006-07-08
John Brock	2003	Michael Burt	1981-82-83-84	Gary Carley	1969-70	Craig Christopher	1963-64-65	Mike Collins	1978, 1980-81	W.O. Crain	1926
Rondel Brock	1973-74-75	Gary B. Butler	1970-71-72	Nico Carlson	2011-12-13-14	George Chukwu	2004-05-06-07	Roger Collins	1968-69-70	Courtney Cravin	1987-88-89-90
Bo Broeren	1977-78-79	Gary O. Butler	1981-82-83-84	Dan Carlton	1970-71	Tommy Clanton	1970-71-72	Mark Comalander	1984-85-86-87	J. F. Crawford	1937
Victor Brooks	2006-07-08	Everett Burton	1993-94-95	Eddy Carnes	1970	Drew Clardy	2003-04-05-06	Merle Comstock	1926-27	Marshall Crawford	1953-54-55
Ward Broom	1983-84	Charles Buxton	1966	Keshawn Carrington	2008-09-10-11	Derek Clark	2010	Herman Conklin	1930-31-32	Richard Crayton	1981, 1983
Paul Brotze	1988-89-90	Judson Byars	1966	Drew Carroll	2011-12-13	Jeff Clark	1914-15	Tony Conley	1968-69	Cleo Creamer	1937
Blair Brown	1996-97	James Byrd	1933	F.R. Carroll	1916	Rand Clark	1974	Quin Connelley	1933	Kolis Crier	1990-91-92
Derek Brown	2012-13	Lance Byrd	2003-04-05-06	Edward Carson	1974	Chase Clement	2005-06-07-08	Kevin Conrad	1995	Clint Crisp	2001-02
E.V. Brown	1918-19-20	• [CCC] •		Carson	1920	Scott Clements	1981-82	Taylor Cook	2010-11-12	Bill Crockett	1950-51-52
Jeff Brown	1940-41			Harmon Carswell	1950	Steve Clements	1989-90	Chris Cooley	1992-93-94-95	Ernest Crockett	1977-78-79
Larry Brown	1998-99-2000-01	Leon Caddell	1959-60-61	David Carter	2003-04	Andy Clifton	1994-95-96-97	Don Coontz	1981	Herschel Crowe	1990-91-92-93

L.C. Crutchfield	1943	Brandon Dawkins	2013-14	Dan Drake	1951-52	Ron Ellis	1990, 1991-93	Steve Farabee	1977	Lawrence Fortuné	1995
Cotey-Joe Cswaykus	2002-04	Dan Dawson	1998-99-2000-01	Ronald Dreyer	1962	Donald Elsik	1963-64	Tanyan Farley	2012-13-14	Dan Foster	1980-81
Cullie Culpepper	1972-73-74	Joel Dawson	1988-89-90-91	Thomas Driscoll	1930-31-32	Bert Emanuel	1992-93	James Farrimond	2013-14	Harry Fouke	1933-34
R.E. Cummings	1913-14	Jack Day	1950-51-52	Victor Driscoll	1930-31-32	Kody Emmert	2008-09-10	Jack Faubion	1968-69-70	Heath Fowler	1998-99-2000-01
Doug Cunningham	1975-76-77-78	Harlon Dearing	1963, 1964-66	Drummond	1919	David England	1979-80	F.T. Fendley	1913-14-15	J.J. Fox	1945
W.B. Cunningham	1920	Cameron Decell	2014	Larry Dueitt	1957-58	Justin Engler	2000-01-02	Leroy Fenstemaker	1952-53	Alex Francis	2011-12-13
Lorenzo Cyphers	1985-86-87-88	Ricardo Deckard	1990-91	Darryl Duffie	1983	Terry English	1970	David Ferguson	1963-64-65	Johnnie Frankie	1934-35-36
•DDD•		Chris DeMunbrun	2001-02-03	E.R. Duggan	1918-19-20-21	Andy Erickson	2010	Gary Ferguson	1972-73-74	Warrick Franklin	1993-94-95-96
J.W. Dain	1916, 1919-20	Patrick Dendy	2000-01-02-03	Richard Duggan	1988-89-90-91	Eddie Enriquez	1988-89-90	Hap Feuerbacher	1971-72	Bill Frazier	1951-52
David Damer	1981-82	E.W. DePrato	1918-19-20-21	Julian Duncan	1995-96-97-98	Jeff Epp	1994	Kenny Fields	1987	Corey Frazier	2009-10-11-13
Rob Daniel	2002-03-04-05	Craig Desmond	1989	Frank Dunnigan	1948-49 (Manager)	Augie Erfurth	1945	Paul Fields	1966-67	Ed Freeny	1985
Billy Ed Daniels	1950-51-52	Marvin DeWoody	1939-40	Taylor Dupree	2007-08-09-10	David Erwin	1981	Lanny Fife	1955	Joseph Friedman	1934-35-36
Larry Darling	1965-66-67	Carlton Derrett	1976-77-78	J.R. Dutton	1921	Ed Erwin	1969-70	Jaylon Finner	2011-12-13-14	Pat Friend	1972
David Darr	1977-78-79-80	Buddy Dial	1956-57-58	Dick Dwelle	1940-41-42	Jarrett Erwin	1997-98-99-2000	Mike Firestone	1979-80	Jim Frith	1975-76
Eldon Daunoy	1934	Albert Dickey	1930-31-32	E.H. (Eddie) Dyer	1918-19-20-21	John Eskridge	1962	Chris Fisher	1973-74-75	Michael Fritsch	1961
F.M. Daugherty, Jr.	1935	J.E. Dickson	1941-42	Raymon Dyer	1960-61 (Manager)	Zach Espinosa	2012-13-14	Billy Fisk	1951-52	Jack Frye	1931
Bryan Davenport	1971-72-73	Darik Dillard	2013-14	•EEE•		Braxton Evans	2005	Brendon Fitzgerald	1991-92-93	Garrett Fuhrman	2012-13-14
Angus Davis	1985-86	Jarett Dillard	2005-06-07-08	Jim Earthman	1977-78-79	Corey Evans	1998, 2000-02	Tim Fitzpatrick	1988-89-90	Howard Fulwiler	1913-14-15
Dietrich Davis	2005-06	Joey DiQuinzo	1977-78	Mike Ecklund	1991-92-93	Ernest Evans	1984-85	Gene Fleming	1962-63-64	•GGG•	
George Davis	1965-66-67	Bobby Dixon	1992-93-94-95	Jeremy Eddington	2010-11-12-13	Rishone Evans	2002	Christian Fletcher	2011-12-13	Bruce Gadd	1970-71-72
J.B. Davis	1943	Toren Dixon	2006-07-08-09	Dan Edling	1981-82	Jack Everett	1939-40	Larry Flournoy	1967 (Manager)	Kevin Gaddis	2009-10
Joe L. Davis	1997, 1999-2000	William Doak	1978	Yoncy Edmonds	1992-93-94-95	Ricky Evrard	1977	Sam Flowers	1937	Phillip Gaines	2009-10-12-13
Joe W. Davis	1992-93-94-95	Larry Doolen	1966	Larry Edwards	1974-75-76	•FFF•		Harris Forbes	1971-72 (Manager)	Will Galusha	2003
John Davis	1984-85-86-87	J.R. Dormant	1916-17	Randy Eggemeyer	1973-74-75	Mike Falco	2003-04-05-06	John Forbes	1934-35-36	Robert Garbrecht	1952-53
John W. Davis	1992	Garrett Dornon	2004	Virgil Eikenberg	1942, 1946-47	David Falgout	2008-09	Kevin Ford	2002	Paul Garcia	1978-79
Jowan Davis	2013-14	Christopher Douglas	2006-07-08	Nick Elder	2012-13-14	Kyle Falk	1984-85-86-87	Shelburne Ford	1958-59	Randy Garcia	1991-92-93
Larry Davis	1967-68-69	Truman Douty	1931-32	Emanuel Ellerbee	2014	Calvin Fance	1977-78-79-80	Walter Ford	1977-78-79	Max Gardner	1970 (Manager)
Tim Davis	1969	Andray Downs	2003-04-05-06	Alfred Ellis	1979	Clark Fangmeier	2006-07-08-09	B.J. Forguson	1998-99-2000-02	E.L. Garlach	1919
W.R. Davis	1927	Michael Downs	1977-78-79-80	Baron Ellis	1940-41	Nick Fanuzzi	2009-10-11	Robert Forrester	1998	Doug Garland	1977
		James Doyle	1964-65-66					Hosea Fortune	1979-80-81		

Willie Garley	2007-08-09-10	Tommy Godard	1971-72-73	Buddy Gregory	1984-85-86	Andy Hall	2003-04-05	Billy Harvin	1998-99-2000-01	Robby Heos	2004-05-06-07
Terrance Garmon	2006-07-08-09	Peter Godber	2014	David Grenardo	1995-96-97-98	Chris Hall	1993	Lou Hassell	1930-31	Kyle Herm	2000-01-02-03
James Garner	1968, 1970	Byron Godfrey	1994-95-96-97	David Grice	1988-89	Courtney Hall	1985-86-87-88	Mark Hatch	1981, 1983	Adam Herrin	2002-03-04-05
D.R. Garnett	1913-14	Art Goforth	1939-40-41	Anthony Griffin	1997-98-99-2000	Jerry Hall	1954-55	Clint Hatfield	2001-02-03-04	John Paul Hershey	1970-71-72
Skip Garrett	1977-78-80	Bart Goforth	1970-71-72	David Griffin	1988-89-90-91	Lee Haltom	1915	Ron Hatfield	1962	Randy Hertel	1977-78-79-80
Julius Garrett	1933	Bill Goins	1991-92-93	Louis Griffin	1975-76	Halworthy	1919	Vincent Hawkins	1999-2000-01-02	E.W. Herting, Jr.	1925-26, 1928
Derek Gary	1999-2001	Jimmy Golden	1992-93	Scott Grimes	1996-97-98-99	Brandon Hamilton	2012, 14	Dustin Haynes	2002-03, 2005	Charles Hester	1981-82-83-84
Arnaud Gascon-Nadon	2008	Layton Goleman	1952-53-54	G.E. Grininger	1943-44	Robbie Hamilton	2005-06	Tobin Haynes	1970-71-72	David Hester	1966-67
Greg Gatlin	1999-2000-01-02	Mike Gonzales	1987-88	L.H. Gripon	1915-16	James Hamrick	1983-84-85	Donald Hayward	1968-70	Tom Hetherington	1990-91-92-93
Andre Gautreaux	2011-12-13	Mike Goode	1971-72-73	Dale Grounds	1969-70-71	Paul Hancock	1936-37-38	Bubba Heard	2005-06-07	J.C. Heyck	1924-25
Donald Gee	1955	Jeramy Goodson	2008-09	Charles Gulbranson	1990-91-92	Bill Haner	1937-38	William Heard	1940-41	Jake Hicks	2008-09-10-11
Fred Geisler	1973-74	Buford Goodwin	1922	Gerald Gusler	1957-58	Wes Hansen	1976, 1978-79	R.H. (Hal) Heath	1917-18-19	Bryan Hill	1978-79-80-81
Eddie Gentry	1981-82-83	Darrell Goolsby	1984-85-86-87	• HHH •		C.A. Hanson	1944	Clay Hebert	2010-11	Justin Hill	2007-08-09-10
Spencer George	1993-94-95-96	Courtney Gordon	2003-04-05-06			Lee Hammett	1930-31-32	Jason Hebert	1998-99-2000-01	King Hill	1955-56-57
Pat N. Gerald	1961	Keilone Gordon	1995-96-97-98	Tony Hackebeil	1975-76	Robert Hammond	1968	W.C. Heflin	1922-24	Louis D. Hill	1930
Pat S. Gerald	1983	Matt Gorges	1955-56-57	Dickie Bob Haddox	1950-51-52	Edwin Hander	1930-31-32	Joe Heikkinen	1983-84-85-86	Malcolm Hill	2011-12-13-14
Joel Giddens	1984-85-86-87	Brynton Goynes	1992-93-94-95	C.M. Haden	1943	A.W. Harder	1928	Kelly Hejtmancik	2000-01	Ross Hill	2011
Jared Gilbert	2004-05	Ronnie Graham	1962	Don Hager	1937-38-39	Jeremy Harper	2003	August O. Hein	1930	Glen Hine	1964-65-66
Trevor Gillette	2010-11-12-13	Darryl Grant	1977-78-79-80	W.W. Hair	1919-20	Lew Harpold	1953-54-55	Greg Heiskel	1983	Glen Ray Hines	1986-87
Greg Gillingham	1990-91	Charles Grantham	1953	Frank Hairston	1937-38	Wayne Harpold	1979-80-81-82	John Held	1956	Jess Hines	1936-37-38
Donald Gillis	1955, 1957	Jerry Graves	1956-57-58	Billy E. Hale	1962-63-64	Archie Harris	1982-83	Greg Henderson	2001-02-03-04	Jimmy Hines	1987-89
Mike Gingrich	1995-96, 1998-99	Bobby Gray	1992-93-94	Chris Hale	1968, 1970-71	Jerry Harris	1955-56	James Henderson	1964-65-66	Garland Hinman	1932
Matt Ginn	2003, 2005	Ian Gray	2011-12-13-14	Gene Hale	1941	Odis Harris	1930-31-32	Joe Henderson	1967-68-69	Eugene Hinyard	1966-67-68
John Gioffre	2008-09-10-11	Neal Gray	1996-97-98-99	Travis Hale	1999-2000-01-02	Tommy Harris	1982, 1984	Thomas A. Henderson	1929	Pio Hocate	1991
Paul Gioski	1949-50	Richard Gray	1980-81-82	W.R. (Billy) Hale	1930	Henry Harrison	1973-74	Tommy Henderson	2005-06-07-08	Paul Hochuli	1925-26
James Givens	1983-84	Brandon Green	1999-2000-01-02	W.L. Hale, Jr.	1922-23-24	Dan Hart	1951-52-53	Bruce Hendrickson	1956	Howard Hoelscher	1956-57
Vernon Glass	1948-49-50	DJ Green	2014	Robert Hailey	1965-66-67	Alvin Hartman	1958-59-60	Joey Henke	1982-83	Dick Hoerster	1945-46-47
Earl Glassie	1939	G.M. Green	1917	James Hairston	2014	Fred Hartman	1938-39-40	Bruce Henley	1971-72-73	Jon Hodde	2011-12-13
George Glauser	1948-49-50	J.R. Green	1937-38-39	Barney Haley	1933	Sammy Hartman	1987-88-89-90	Eric Henley	1988-89-90-91	Kevin Hodges	1982-83
Steve Gleaves	1975, 1977-78-79	T.W. Green	1929	Bill Haley	1992	Brice Harvey	1991	Cody Hennessee	2013-14	Robert Hoffmann	1978-79-80

Dana Hogan	1991-92-93-94	Will Hubbard	1962, 1964	•JJJ•	David (Kosse) Johnson	1951-52-53	Ndukwe Kalu	1993-94-95-96	Brandon King	2005-06-07-08		
Michael Holder	1964	Robert Hubble	1978-79-80-81		Fred Jacob	1942	Donald Johnson	1968, 1970	George Karam	1960-61	Gilbert King	1969-70-71
Lamoine Holland	1954	John Hudson	1951-52-53		Broderick Jackson	2012-13	Doug Johnson	1980, 1982-83-84	Mike Keavney	1985	Greg King	1987-88-89-90
Donald Hollas	1987-88-89-90	Ross Huebel	2002-03-04		Cedrick Jackson	1994	Eddie Johnson	1983-84	Gene Keel	1940	Rufus King	1958-59-60
Hugo Hollas	1965-66-67	Matt Huelsman	1994		Clifford Jackson	1989-90-91-92	Eric Johnson	1984-85-86-87	Henry Kellogg	1933	Randy Kitchens	2007-09-10-11
Richard Hollas	1971-72-73	John Huff	1965		Driphus Jackson	2012-13-14	Freddy Johnson	1979-80	Gordon Kellogg	1953-54	Chester Klaerner	1930-31
Shane Hollas	1989-90-91-92	Brent Huffman	1995-96-97		Fred Jackson	2013	Kevin Johnson	1994	W.W. Kendrick	1925	Dylan Klare	2010-11-13-14
Will Hollas	1985-86, 1988	Scott Huffman	1999-2000-01-02		Jake Jackson	1997-98-99-2000	Preston Johnson	1964	A.R. Kennedy	1917, 1920-21	Clifford Klindworth	1935-37
Terry Holley	2001-02-03-04	Andrew Hughes	1995-96-97-98		Keith Jackson	1989, 1991-92	Sammy Johnson	1971-72-73	J.B. Kennedy	1945	Max Kloesel	1959, 1962 (Manager)
Ronnie Holliday	1965	Arthur Hughes	1935-36-37		Roland Jackson	1959-60-61	Robert Johnston	1959-60-61	Mack Kennedy	1957	Scott Kloesel	1983-84-85
Ben Hollingsworth	1963	Macon Hughes	1967-68, 1970	Shan Jackson	1995-96-98-99	Ronnie Johnston	1969-70-71	Ross Kennedy	1928-29	H.L. Klotz	1922-23	
Michael Holman	2002	Mario Hull	2011-13-14	T.H. Jackson	1916	Bush Jones, Jr.	1927-28-29	Wayne Kennedy	1966-67-68	Brent Knapton	1986-87-88	
Dwayne Holmes	1981-82-83-84	Tim Hum	1985	Richard Jamerson	1930-31	Chris Jones	2007-08-09-10	Huey Keeney	1945-46-47-48	Charles Knight	1956-57-58	
Stephen Holmes	1984-85-86-87	Weldon Humble	1941-42, 1946	Vernon James	2005-06-07-08	Donnell Jones	1982, 1984-85	Gordon Kellogg	1952-53-54	Dewitt Knight	1932	
Greg Holloran	1996-97	Ted Humphreys	1984-85, 1987-88	Chris Jammer	2008-09-10-11	E.R. Jones	1929-30	David Kelley	1956-57	Joe J. Knipple	1926-27-28	
H.L. Hood	1943	Dan Hunt	1964	Bobby Janisch	2012	Gene Jones	1956-57-58	Jerry Kelley	1961-62-63	William Knowles	1977, 1979-80	
Jeff Hood	1985-86-87-88	Kyle Hunter	1979	A.J. Jarrell	1917	Jason Jones	1993	Jim Kelley	1974-75	Marcus Knox	2006-07-08-09	
Mike Hooks	1989-90-91-92	Jeremy Hurd	2000, 2002-03	D.C. Jarvis	1916-17, 1919-20	M.A. Jones	1946	John Kelly	1947-48-49	Allen Koch	1986-87-88-89	
W.A. Hooper	1928	V.K. Hurd	1913-14	Jay Jefferson	1982-83	Mike Jones	1994-95-96-97	John Kelly	1971-72-73	Koenig	1927	
J.M. Hopkins	1924	Hal Husbands	1937-38-39	Keith Jefferson	1989	Todd Jones	1984-85-86-87	Pat Kelly	1972-73	Koty Kothmann	1981-82	
Reggie Hopkins	1978	Monte Hutchinson	1968-69-70	Lamont Jefferson	1977-78-79-80	T.R. Jones	1944	Randy Kerbow	1960-61-62	Jordan Kramer	2000, 2002-03-04	
David Hornberger	2001	Elmo Hutzler	1933	Larry Jester	1993	Trevor Jones	2012,14	Rick Kern	1975	Michael Kramer	1972	
Joe Hornberger	2001	N.E. Hyde	1926-27-28	Randy Jinks	1968	Donald Jordan	1958-59 (Manager)	David Keys	1968-69-70	Ronald Kramer	1957	
Cary Horton	1990-91-92	•III•		George Jinks	1967	W.B. Joseph	1925-26	Steve Kidd	1983-84-85-86	Tommy Kramer	1973-74-75-76	
Brent Hotard	2008-09-10-11		J.W. Irvine	1922	Albert Johnson	1954-55-56	G.B. Journey	1913-14	Bobby Kieswetter	2013	Rolf Krueger II	2003-04-05-06
David Houser	1974, 1976-77-78		John Isaac	1986-87-88	Carl Johnson	1952-53	John Joyce	1976-77-78-79	L.L. Kilgore	1943	Wes Kubesch	1996-97-98-99
C.C. Howard	1944-45		R.A. Isaacks	1943	Cedrick Johnson	1977, 1979-80	Luke Juist	2004-05-06-07	Kent Killion	1977-78-79-80	Klein Kubiak	2010-11-12-13
Ed Howard	1991-92-93-94		Larry Izzo	1992-93-94-95	Clint Johnson	1998-99-2000-01	•KKKK•		Robert Kimbro	1930	J.W. Kucera	1943
Gabe Howe	2001-02				Connor Johnson	2014		Donald Kindred	1989-90-91-92	Louis Kunetka	1939-40	
Bill Howton	1949-50-51				Danny R. Johnson	1973-74-75-76		E.F. Kalb	1913-14-15-16	Boyd King	1958-59-60	Marvin Kunkel

Michael Kutzler 2011-12-13
Keith Kveton 1977-78-79-80

•LLL•

Tony Labay 1965-66
Gary LaBerge 1959
Dick Lagow 1965-66
Fay Lagow 1931-32-33
Joe Lagow 1933-34
Ernie Lain 1937-38-39
R.L. Lamb 1923
Jay Lamy 1992-93-94-95
Joe Lamy 1994
Mike Landrum 1973-74-75
Brennan Landry 2002-03-04-05
Matt Landry 1936-37-38
Buck Laning 1973, 1976
Bob Lantrip 1948-49
Nick Lanza 1946-47-48
Josh LaRocca 1991, 1993-94-95
Ross Lassley 2000-01-02-03
Otha Latin 1988-89-90-91
Bill Latourette 1970-71
Chuck Latourette 1964-65-66
Fred Lauterbach 1931-32-33
Richard Lauterbach 1933
Winston LaVan 1990-91-92
Mendel Laviage 1955
D.C. Lawrence 1921, 1923
F.A. Lawrence 1943-44

Cory Laxen 2003-04-05
Gilbert Leach 1929
Joseph Leary 2007-08
Michael Lecclier 1998
Richard Ledo 2011
Delwood Lee 1949
Derwood Lee 1948-49
Jimmy Lee 1991-92-93-94
K.E. Lee 1929-30
LaMar Lee 1952-53
Lyndon Lee 1995
Mark Lee 2000
Mike Lee 1982, 1984-85
Randy Lee 1969-70-71
Tommy Lee 1989
Wade Lee 1987-88
Kenneth Lefner 1967-68
Tanner Leland 2010-11-12-13
Lester Lehman 1965-66-67
Clint Leschber 1996-97-98-99
Norman Letts 1933-34
Msonthi Levine 1992
Keith Lewis 1984-85-86-87
Kerry Lewis 1991-92
Ryan Lewis 2009
Tommy Lewis 1973-74, 1976
Walter Ligon 1959-60
Ronnie Lillard 2008-09
Andy Lindblade 1984-85
Preacher Lindsay 1917, 1919

James Liska 1973-74-75
Steve Lister 1983-84
Gene Little 1950-51-52
Bobby Lively 1958-59-60
Richard Lockman 1979
Mark Lodge 1996
Ed Lofton 1973-74-75
G.A. Lokey 1922
Brandon Long 2007-08-09-10
Bob Loper 1975-76-77
Thomas Lott 2003-04-05
R.F. Loughridge 1925-27, 1931
Terry Lowe 1982-83-84
Alex Lowry 2009
Raul Loya 1983-84-85-86
Bruse Loyd 1983-84
Jason Lucas 1988-90
Kramer Lucio 2008-09-10
Lance Luedeker 2003, 2005-06
D.B. Lunday 1942
Brad Luvender 2014
Alex Lyons 2013-14
Bryan Lyssy 1993-94

•MMM•

David Maberry 1985-86-87-88
A.A. Macaluso 1945
Trey Macaluso 2005
Alastair MacPhail 1989-90
Odis Mack 1978-79-80

Dicky Maegle 1953-54
John W. Magee 1942-46-47
Roddy Maginot 2008-09
Bert Magness 1930
Kenny Major 1985-86
Doug Malcomb 1981-82
Daniel Malin 1961-62
Charles Malmberg 1941-42-43, 46
Kim Malone 1969-70-71
Mike Malone 1970
W.A. Malseed 1944
Frankie B. Mandola 1966-67-68
David Mangold 1984-85-86, 1988
Jerry Manning 1972
Brandon Manning 1998-99-2000-01
Ron Manning 1986-87-88
David Mantor 1955-56
Casey Marchbanks 2007-08
Ronnie Marsh 1967-68-69
Kyle Martens 2008-09-10-11
Donny Martin 1979-80-81-82
Henry Martin 1959
R.J. Martin 1944
Trey Martin 2014
Anton Martinkus 1930
Kevin Masek 1994-95-96
J.L. Mason, Jr. 1944-45
Terry Mason 1970
Travis Mason 2006-07-08-09
Wayland Mason 1984-85-86-87

R.D. Mathias 1915
Rock Mathis 1983, 1986
Raymond Mauldin 1959
Joe Tom Maxwell 1965
Lee May 1930
James Mayden 2014
Scott Mayhew 2002-03-04
Sam Mays 1933-34-35
Louis Mazzurana 1962
Malden McArthur 1930-31
Mark McArthur 1983
Ross McBrayer 1937
Jake McBride 1945, 1948
William McCabe 1972-73-74
W.J. McCaine 1921
LaDoughyous McCalla 1995-96-97-98
Wally McCampbell 1984
George McCarble 1928-29-30
John McCauley 1932, 1934-35
William McClay 1985-86-87-88
Wayne McClelland 1959
Mike McCollum 1971
Johnny McCoy 1980-81
Clifford McCraw 1957-58
James L. McCullough 1933
Dee McCurry 1972-73-74
Sonny McCurry 1949-50-51
Tabari McGaskey 2013-14
John McDonald 1964-65
Mike McDonald 1970

Vance McDonald 2009-10-11-12
Calvin McDougale 1939-40-41
E.H. McFarland 1917-18-19
J.W. McFarland 1914-15-16-17
G.A. McGee 1919-20-21-22
Sam McGuffie 2010-11-12
Taylor McHargue 2010-11-12-13
Brad McKay 1985-86-87-88
H.R. McKean 1921
Rusty McKeever 1973
Stan McKinney 1982-83-84
Jim McKinnon 1930-32
W.L. McKinnon 1928
Scott McLaughlin 1983-84
Tyrone McLaurin 1987
Josh McMillan 1997-98-99-2000
Ryan McMillan 1997-98
James McPhail 1948-49 (Manager)
Joe McPhail 1949
Walter McReynolds 1962-63-64
W.M. McVey 1924
Micah Meador 2002-03-04
Jody Medford 1972-73-74
Larry Medford 1971-72-73
Evan Meeks 1999, 2001
Mace Meeks 1986-87
Weldon Meeks 1978-80-82
Charles Mehr 1933
Floyd Melcher 1937, 1939
Terrence Melton 1995-96-97-98

Jeff Mercer	1992-93-94	Steve Moore	1973-74-75-76	John Neece	1935-36-37	Brian Nordstrom	2013-14	E.M. Parker	1945-46-47-48	Turner Petersen	2010-11-12-13
Michael Merrick	2002-03-04	G.O. (George) Morgan, Jr.	1922-23-24	Terry Neely	1981	Matt Nordstrom	2008-09-10-11	Richard Parker	1965	Archie Peterson	1963
Willie Merritt	1998-99	Rusty Morgan	1965	Wayneard Nellums	1979-80-81-82	Wil Norris	2007	Dennis Parks	2012-13-14	Jon Peterson	1972-73-74
Albert Metzler	1933-34	W.O. Morgan	1928-29-30	Chad Nelson	1994-95-96-97	Rodney Norton	1972-73-74-75	Tyler Parish	2008-09-10-11	Grant Peterson	2014
Keith Meyer	2000-01-02	Alex Morris	1995-96-97	K.O. Nelson	1945	Andrew Novak	2006	Don Parrish	1975-76-77-78	Virgil Phelps	1964-65
Brian Mica	1981-82	Joe Morris	1934-36	Paki Nelsno	1995	Robert Nowlin	1942	D.P. Parrish	1943-44	Bryan Phillips	1977-78-79-80
Harold Mickelson	1931-32-33	Russell Moses	1984-85-86-87	Rudolph Nelson	1978	Bobby Nunez	1982-83-84-85	George Parry	1962-63	Dickie Phillips	1967-68
Middleton	1917	Max Moss	1987, 1989	Bob Nemir	1944-45	Cameron Nwosu	2010-11-12	Cedric Parson	1987	Donald Phillips	1956-57
Charles Miller	1963	Mitch Moss	1989, 1991	Horton Nesrsta	1951-52-53	• 000 •		Clint Parsons	1987-88-89-90	Mike Phillips	1969-70-71
Chris Miller	1990-91-92	Will Moss	2005-06-08	Jack Neubauer	1970			Tom Parsons	1947-48	Tucker Phillips	1993-94-95-96
Deron Miller	1981-82	Anthony Mowry	2000-01	Eric Neuhaus	2007			Alden Pasche	1930-31	James Phorne	1983-84-85-86
Gene Miller	1957-58-59	Stuart Mouchantaf	2012-13	Alfred R. Neumann	1949-50			Steve Pasterchick	1978-79	Joe Phy	1971-72-73
Jimmy Miller	2005-06-07-08	Darrell Mouton	1977-78-79-80	Jesse Neves	1973-74			Zach Patt	2011-12-13-14	Pike Pickett	2001
Ralph Miller	1934	Dwane Moyer	1975-76-77-78	Joe Neveux	1930-31	Steve Ogletree	1971-72	Brian Patterson	1981-82-83	Pascual Piedfort	1966-67-68
C.H. Mims	1929	Dwight Moyer	1975-76-77-78	Rodd Newhouse	1994-95-96-97	J.M. Ogg	1925, 1927	Connor Patterson	2013	Randy Piel	1974-75-76
John Mims	1961-62-63	Bert A. Mueller	1930, 1933	Danny Newman	1976-77-78	Michael O'Grady	1965	Michael Patterson	2009-10-11	Clenzie Pierson	1980-81-82
George Miner	1944, 1946	Jim Murphy	1989	H.J. Nichols, Jr.	1943-44, 1946	Gilbert Okoronkwo	1998-99-2000-01	William Patterson	1959	Kenneth Pinkston	1990-91-92
Julius Mitchell	2000-01	Ralph Murphy	1946-47-48-49	Johnny F. Nichols	1959	Larry O'Neal	1973-74-75	Kenny Paul	1952-53-54	Paul Piper	1962-63-64
Osby Mitchell	1980-81	T.R. Murphy	1945	Johnny H. Nichols	1961-62-63	G.W. Oprea	1945	L.L. Payne	1927-28	James Pitman	2002-03-04
Scott Mitchell	2007-08-09-10	G.H. Murray	1925, 1927	Howard Nicholls	1934-35	John Orsak	1959	C.W. Pearce	1945	Rashard Pittman	1998-99-2000-01
Todd Mohr	2006-07-08	Virgil Mutschink	1955	Douglas Nicholson	1965-66-67	Travis Ortega	1997-98-99-2000	Hart Peebles	1956, 1958	Bobby Plaster	1966-67-68
Phillip Money	1980-81-82-83	Robert Myer	1930-31-32	Gordon Nicholson, Jr.	1931-32	Bryan Ottmers	1974	Tommy Peel	1970	Gary Poage	1960-61
Ben Montgomery	1994-95-96	• NNN •		N.L. Nicholson	1945, 1947	Kerry Overton	1983-84-85-86	Thadis Pegues	2002, 2004-05	Dennis Pokluda	1973-74
Wright Moody	1969-70-71			Scott Nimmons	2008	Cheta Ozougwu	2007-08-09-10	David Perkins	2004-05-06-07	Charles Pollard	1957-58-59
Bobby Moore	1950-51-52			Pinky Nisbet	1953-54-55	• PPP •		Hal Perkins	1974	C.O. Pollard	1918
Charlie Moore	1935-36-37			Chris Nixon	1985-86-87, 1989			Robert Perkins	1942	Darrion Pollard	2013-14
Donte Moore	2010-11-12-13			Ralph Noble	1946-47			Michael Perry	1995-96-97-98	Ryan Pollard	2013-14
Joe Moore	2001-02-03-04	Jerry Nacarrato	1970-71	Andy Nobles	1938	Harold Palmer	1937-38-39	Vince Pershing	1989-90	Ryan Pontbriand	1999-2000-01-02
Lynwood Moore	1959	James Nall	1942	Stephen Noh	2011	Jarrett Palmieri	1989-90-91-92	Edwin Peters	1959	Kevin Pool	2010
Norman Moore	1952 (Manager)	Jim Nance	1936-37	Kim Noland	1975-76	Bryce Parker	1937	James Peters	1954-55	Bendy Poole	1959
		P.E. Nash	1917, 1919-20-24								
		Stefan Nazar	2010								
		Billy Neal	1973-75-76								

Paul Porras	2010-11-12-13	•RRR•	Reggie Riggs	1980-81-82	Marcus Rucker	2003-04-05-06	Charles Schoultz	1939 (Manager)	Marc Seguin	1980-81		
Tom Posey	1940		James Radcliffe	2011-12-13-14	Teddy Riggs	1950-51	Rudd	1916-17	Bobby Schrader	1988-89-90	Corey Seymour	1989-90-92-93
Nate Poss	1973-74-75-76		Gene Raesz	1959-60-61-62	Harold Riley	1947-48-49	Mike Ruehman	1983-84	Karl Schraer	1986	Hosam Shahin	2010-11-12
J.P. Potts	1916, 1919		Brian Raines	2005-06-07-08	Joel Rios	1981-82-83	Mike Ruff	1994-95-96	Rudy Schrieder	1964	C.R. Shaw	1919
G.B. Powell	1919-20		Patrick Randolph	2007-08-09-10	Jay Riviere	1954-55	Larry Ruffin	1996-97-98-99	R.J. Schroeder	1951-52-53	Doug Shaw	1991
Frank Power, Jr.	1927-28-29		Don Rather	1958-59	Billy Robb	1937, 1939	Alvin Runnels	1979-80-81-82	Charlie Schuchard	1971-72 (mgr.)	Eric Shaw	1985-86-87
Paul Power	1984-85		R.H. Ray	1922-23-24	S.J. Roberts, Jr.	1947-48-49	Carl Russ	1944, 1946-47	Max Schuebel	1951-52-53	Jimmy Shaw	2003
Calvin Powitsky	1965-66		Eddie Rayburn	1954-55	Charles Robinson	1968-69-70	Russ Russell	1970	George Schulgren	1965-66-67	M.W. Sheffield	1943-44
Michael Poynter	2012		Lance Redmon	2001	Melvin Robinson	1981-82-83-84	T.N. Russell	1929	Randall Schultz	1991	Antwan Shell	1999-2000-01-02
Kyle Prater	2011-12		Claude Reed	1974-75	Merritt Robinson	1987-88-89	Deric Rutherford	1991-92-93-94	Ronald Schultz	1959, 1961	R.L. Shelton	1945
Chad Price	2003-04-05-06		Sam Knox Reed	1967-68-69	Allen Rodgers	1959	Don Rutledge	1976-77-78-79	Robert Schulze	1932-33	Robby Shelton	1966-67-68
Herman Price	1936-37		Tommy Rees	1961	Erik Rodriguez	1994	Frank Ryan	1956-57	Joe Schwab	1984-85	Terry Shelton	1966-67
Jack Price	1946-47-48-49		Scott Reeves	1986-87-88-89	Jimmie Rogers	1936-37-38	Leroy Rysa	1965	Carl Schwartz	1947-48-49	Ja'Corey Shepherd	2005-06-07-08
Joe Price	1939-40-41		Andrew Reue	2012-13-14	Ernie Rogers	1976-77-78	•SSS•	Nick Sabula 1999-2000-01-02 Adrian Sadler 1997-98-99-2000 Mitchell Sadler 1941 William D. Sadler 1932, 1934-35 Kenneth Sam 1980-81 Eric Sampson 1981-82-83-84 Alfred Sanders 1975-76 Tim Sanders 1979-80-81-82 Aaron Sandoval 1997-98-99, 2001 Herbert Sawyer 1929-30 A.C. Sauer 1926 Graysen Schantz 2014 A.P. Schoenfield 1927-28 Jake Scheuhle 1936-37-38 Jon Schnable 1958-59	Paul Scire	1981	John Thomas Shepherd	2006-07-08-09
Steven Prichard	1966-67-68		D.J. Reneaux	1945	Page Rogers	1954-55			Dexter Scott	1985-87	Michael Shirk	1991-92-93
Verlan Prichard	1940-41		Alvin Rettig	1982-83	Roger Roitsch	1968-69-70			Jack Scott	1929	Chris Shoppa	1980-81-82
Alan Pringle	1973-74		Atwood Reynolds	1925	Kurt Roper	1992-93-94			Kelly Scott	1932	Tanner Schuck	2008-09-10-11
Atchley Procter	1953-54	Rashad Reynolds	1995-96-97-98	Quentis Roper	1985-86-87-88	Marc Scott			1983-84-85-86	Dan Shuford	1956	
Michael Procter	1965	Don Rhoden	1950-51-52	Mark Roquemore	1976	Scraeder			1927	Mark Shupak	1983	
Rex Procter	1949-50	Kyle Rice	1979-80-81-82	I.B. Rose	1945	Jared Scruggs			2003-04-05	Matt Sign	1989-90-91-92	
Tim Procter	1977-78	Robert Rice	1963-64	Jeff Rose	1974-75-76	W.F. Scruggs			1943-44	Gene Silver	1950-51	
Steve Pruitt	1971-72-73	Nate Richards	2012-13	Joey Roseborough	1987, 1989	Ted Scruggs			1941-42, 1946	Gerald Simila	1970	
Chris Ptaszek	2005-06-07-08	Barry Richardson	1965-66-67	Charles Ross	2009-10-12-13	Josh Seale			2000-01	Matt Simonette	2012-13-14	
Oather Pugh	1949	Chad Richardson	1996-97-98-99	Tobin Rote	1946-47-48-49	Edward Searcy			1957-58	Billy Simmons	1958-59-60	
Frank Pustka	1966-67-68	Dan Richardson	1932	Kent Rowald	1983-84-85	John Searcy			1959	Kennett Simmons	1959-60-61-62	
Richard Pustka	1968	Darrell Richardson	1991-92	Kenneth Roy	1974-75-76	Bryan Seely			1974-75-76	Jack Simms	1942-43	
•DDD•	Stone Quillian 1940-41-42		Ernest Richardson	1965-66	Laney Royal	1977-78			Ardie Segars	1973-74-75-76	Ryan Simonak	2003-04
			Walter Richardson	1969-70	Roy Royall	1934-35			Richard Segina	1987-88-89-90	John Simonton	1993
			Rod Rickett	1980-81	Will Rub	1977-78-79-80			Andrew Sendejo	2006-07-08-09	Bill Simpson	1922
			Brian Rider	1967 (Manager)	Leo Rucka	1951-52-53			D. Senuta	1945	David Simpson	1971-72

Jim Simpson	1984-85	David Snellings	1971-72-73	Travis Stephenson	2004	Pete Sultis	1942, 1946	Arthur Terry	1993-94-95-96	Jericho Toilolo	1980, 1983
Ed Singletary	1937-38-39	Mark Snyder	1978	Sean Sterle	1986	Don Suman	1939	Thurman Terry	1958	Brandon Tolbert	2007-08
Tommy Siragusa	1954-55	Ronnie Sollock	1967	Henry Stern	1937	Robert Summerlin	1989-90	Tracy Terry	1971	A.M. Tomforde	1913-15
Brandon Skeen	2000-01-02-03	Scott Solomon	2007-08-09, 11	Don Stephens	1942	Robert Susen	1975-76	Jeremy Thigpen	1993-94-95-96	Steve Tomkins	1984-85
Josh Skinner	2011-13	Mike South	1977-78	John Stephenson	1959	Jeff Swab	1977	Cole Thomas	2014	Charles Torello	1995-96-97-98
Doak Slay	1981-82	Bryan Soward	1991-92-93	Stevens	1915	Jim Swanson	1964-65-66	E.F. Thomas	1929	Clemente Torres	1992-93-94
Buck Sloan	1939-40-41	Jeff Sowell	1992-93-94-95	Hugh Stevens	1938-39-40	Swartz	1921-22-23	Jamael Thomas	2010-11-12	Jacque Torres	1988-89
W.O. Smiley, Jr.	1925	Clifford Sparks	2001-02-03-04	Larry Stewart	1962-63	P.D. Swatzell	1943	Jeff Thomas	1984-85-86-87	M.J. Towns	1944
Corbin Smiter	2006-08-10	Gordon Speer	1957-58-59	Pat Stidham	1974-75-76	Ahmad Sweeney	2008	Paul Thomas	1996-97	Orville Trask	1954-55
Bencil Smith	2005-06-08	Steve Spicer	1979-80-81	Elliston Stinson	1984-85	Carl Swierc	1971-72-73	Rickey Thomas	1977-78-79-80	Drew Travis	2013
C.M. Smith	1945	Nick Spillios	1974-75-76	Harold Stockbridge	1941, 1946-47	John Sword	1971	Cameron Thompson	2007-08	W.C. Treadway	1951-52-53
Frank Smith	1961	Mark Spinner	1994-95-96-97	David Stockwell	1968-69-70	James Sykes	1973-74-75-76	Charles Thompson	1955-56	Robert Tresch	1940-41-42
H.W. Smith	1922-23-24	James Spruill	1942, 1947	John Stoerker	1966-67	John Syptak	2002-03-04-05	Joe Bob Thompson	1998-99-2000-01	Kevin Trigg	1981-82-83
J.D. Smith	1956-57-58	Mike Spruill	1969-70-71	Bill Stone	1987-88-89-90	John Sylvester	1933-34-35	Kenneth Thompson	2014	Lyndal Trout	1973, 1975-76
Joel Smith	1965-66	Seaman Squyres	1930-31	Bryant Stone	1954-55	John Sylvester	1961-62-63	Larry Thompson	1994-95-96	Dwain Turner	1983-84-85-86
Judd Smith	1996-97-98-99	Brian Stacey	2008-09-10-11	Morris Stone	1952-53-54	Brian Symonette	1989-90	Preston Thompson	2007-08	Jon Turner	2004-05-06-07
Kenny Smith	1998-99-2000-01	Joe Staley	1939-40	Lee Stonestreet	1949-50	•TTT•		Roy Thompson	1985-86-87	Luke Turner	2012-13-14
Kyle Smith	1981-82-83	W.M. Standish	1913-14-15	J.A. Stoppel	1928			Steve B. Thompson	1981-82-83-84	Melvin Turner	1987-88-89
LonDee Smith	1997-98-2000	John Stanfield	1973-74-75-76	Fred Stovall	1985	Chance Talbert	2006-07-08-09	Steve M. Thompson	1986-87	R.R. Turner, Jr.	1944
Michael Smith	2008-09-10-11	Aaron Stanley	1993-94-95-96	Paul Strahan	1968-69-70	Brad Tally	1971-72	Todd Thompson	1988-89-90-91	Shane Turner	2008-09
P.A. Smith	1929	Spencer Stanley	2013-14	Russell Streeter	1994-95-96	H.D. Tate	1943-44	Travis Thompson	2000-01-02	Jamie Tyler	1998-99-2000-01
Quinton Smith	2004-05-06	Reinhardt Stanzel	1937-38-39	John Stroman	1975, 1977-78	Gene Taubert	1966-67-68	Terry Thornton	1988-89-90-91	Mike Tyler	1969-70-71
R.C. Smith	1943-44	C.H. Starin	1945	Randolph Strong	1930-31-32	Carl Taylor	2005-06-08	John Thrasher	1930-31-32	Thomas Tyner	1965-66-67
Raymond Smith	1934-35	E.Y. Steakley, Jr.	1936-37-38	David Stroud	1975-76	Charlie Taylor	1975-76-77-78	Jack Throckmorton	1954-55	•UUU•	
Robert Smith	1939	Charles Stearns	1950	Max Stroud	1959-60	Jordan Taylor	2011-12-13-14	Raphael Tillman	1995, 1999		
Roland Smith	1983	Frank Steen	1934, 1936-37	Mark Stuart	1982-83	Mac Taylor	1953	Kenneth Tilton	1959	C.J. Ugokwe	2006-07-08
Ryan Smith	1999-2000-01	Tyler Stehling	2014	Larry Stuppy	1990-91	William Taylor	1946-47-48-49	James Timmons	1951-52	Ronald Ulbrich	1963
Tyler Smith	2009-10-11	Thomas Stellman	1959-60	Joe Suggs	1971	Randolph Teakell	1977	Bobby Tinch	1977	Kent Ulm	1968
Brannan Smoot	1985-86-87	R.B. Stelzer	1943	Douglas Sullivan	1937-38	Trey Teichelman	1988-89-90-91	Douglas Tipton	1939-40	Ulrich	1923
C.C. Snell	1914	Ben Stephens	2000-01-02-03	R.S. Sullivan	1917, 1922	Richard Terrell	1924	Everett Todd	1979, 1981-82-83	F.W. Underwood	1924-25-26

J.A. Underwood, Jr. 1918-19-20-21
 Nick Uretsky 2014
 Martin Uwah 2010

•VVV•

Bo Valles 1993, 1995-96-97
 G.D. Vance 1916
 David Vandiver 1971-72-73
 Jeff Vanover 2000, 2002-03
 Dan Van Winkle 1966-67
 Ron Vaughn 1973-74-75
 Edgar Vega 2002-04
 Lester Veltman 1957-58
 Jeff Venghaus 1994-95
 Simon Verret 1950
 Jack Vestal 1937
 Richard Vestal 1940
 Cameron Vester 2009
 Tom Vickers 1935-36-37
 Donell Victorian 1998-99
 Mike Vietor 1995-96-97-98
 J.L. Vilbig 1918
 Randy Vincent 1959
 Stahle Vincent 1969-70-71
 Jim Vining 1963-64-65
 Charles Volz 1973

•WWW•

Ron Waedemon 1969-71-72
 Brett Wagner 1980-81-82

Daniel (Hans) Wagner 1951-52
 Kurt Wagner 1993
 Ronnie Waldo 1964
 Emmett Waldron 1991-92-93-94
 Cornelius Walker 1972-73-74
 Donahue Walker 1981-83
 Gene Walker 1963-64-65
 Jeff Walker 1987-88
 Malcolm Walker 1962-63-64
 William Walker 1963-64-65
 John Wall 2005
 Bill Wallace 1932, 1934-35
 Brandon Wallace 2000-01
 John Wallace 1930-31-32
 Newell Wallace 1977-78-79-80
 Larry Walling 1970-71-72
 Glenn Walls 1949-50-51
 George Walmsley 1944-45-46-47
 Dale Walters 1980-81-82-83
 R.L. Walters 1922
 C.A. Ward 1928
 Sam Ward 1952
 Taylor Wardlow 2006-07-08-09
 Justin Warren 2011-13
 Michael Warren Jr. 2012
 Sean Washington 1991-92-93
 Terrence Washington 1983
 Tony Washington 1996-97
 Halie Washington 1987
 Ronald Waters 1959

Chandler Watkins 2013-14
 Joe Watson 1946-47-48-49
 Ted Watson 1950
 Robert Wayt 1959-60-61
 Russell Wayt 1962-63-64
 Gerald Weatherly 1945, 1947-48-49
 David Webb 1959
 Max Webb 1958-59-60
 Xavier Webb 2008-09-10-11
 Matt Webber 1998-99-2000-01
 T.A. Weems 1940
 Bob Weisberg 1970 (Manager)
 John Welch 2006-07-08-09
 Doyle Weldon 1950
 Clark Wells 1941
 Darrick Wells 1984-85
 Denzel Wells 2010-11
 Robbie Wells III 2013-14
 Todd Wernet 1977-78
 Ben Westcott 1996
 Joey Wheeler 1989-90-91-92
 Paul Wheeler 1984
 Brownie Wheless 1969-70
 Aubrey White 2004-05-06-07
 Claude White 1956-57
 Destri White 2014
 John White 2000-01-02
 Johnson White 1990, 1992-93
 Julius White III 2011-12-13-14
 Sean White 1999-2000-01-02

Al Whitfield 1978-79-80-81
 Jamey Whitlock 1994-95-96
 Kenneth Whitlow 1938-39-40
 Larry Whitmire 1955-56-57
 Donald Whittaker 1952
 Jesse Whittenton 1973, 1976
 Charlie Wiesbusch 2007-08
 Ben Wiggins 2002-03-04
 Bobby Wilburn 1979
 I.M. Wilford 1922-23-24
 John Wilkins 1963 (Manager)
 Austin Wilkinson 2005-06-07-08
 Jim Willard 1981
 Aaron Williams 2007-08-09-10
 Adam Williams 1997-98-99
 Alonzo Williams 1989-90-91-92
 Bobby Williams 1956-57
 Bobby Williams, Jr. 1979-80
 Byron Williams 1934-35
 Caleb Williams 2012-13-14
 C.D. Williams 1929
 Derrick Williams 1993-94-95
 James (Froggy) Williams 1946-47-48-49
 Jared Williams 2009-10-11-12
 Kenneth Williams 1955-56-57
 Mark Williams 1970-71-72
 Richard A. Williams 1994
 Richard C. Williams 1986-87-88-89
 Rodney Williams 1980-81
 R.P. Williams 1919-20-21

S.J. Williams, Jr. 1924-25
 Travis Williams 1985-86
 Walter Williams 1936-37-38
 Windell Williams 1942, 1946
 Robert Williamson 1976-77-79-80
 Greg Willig 1989-90-91-92
 M.C. Willis 1923
 Luke Willson 2009-10-11-12
 Derras Wilmington 1993, 1995-96
 Antonio Wilson 1989-90-91-92
 Don Wilson 1953-54-55
 Frank Wilson 1977-78-79-80
 Greg Wilson 2001-02-03-04
 Mike Wilson 1993-94-95
 John R. Windrow 1958-59
 Tim Winn 1988, 1990-91
 Jason Winship 1993-94-95-96
 Robert Winship 1949-50
 Ross Winship 2012-13-14
 Leland Winston 1966-67-68
 O.C. Winston 1925
 Harry Witt 1933-34-35
 Jack Wolcott 1948-49
 Benji Wood 1996-97
 Joe Don Wood 2002-03-04-05
 J.P. Wood 1939
 Michael Wood 1964
 Philip Wood 1969-70-71
 Stephen Wood 2003-04-05
 William Wood 2003-04-05-06
 Dickie Woods 1960-61
 G.A. Woods 1924-26

Ryan Woods 1994-95-96
 Bob Woolbright 1954
 Adrian Woolcock 1994-95
 C.H. Wooten 1913-14
 Mike Wooten 1984
 R.E. Wortham 1954-55
 Bill Wright 1950-51
 Bobby Wright 1958
 C.T. Wright 1944
 J.M. Wright 1943
 Zach Wright 2014
 Ben Wulf 1997, 1999-2000
 Gordon Wyatt 1948-49-50
 Mike Wylie 1989-90
 William Wyman 1947-48-49

•YYY•

Michael Yelin 1966 (Manager)
 Brandon Yelovich 2008-09-10
 Dwayne Young 1969-70
 Victor Young 1997-98-99
 James O. Younts, Jr. 1930

•ZZZ•

Eric Zammit 1976-77
 Whitlock Zander 1939-40-41
 R.F. Zelsman 1943-44-45
 Ray Zimmerman 1940-41
 Paul Zipperlen 1955
 John Zurita 1986-87-88
 Adam Zylman 1993-94-95

RICE ALL-TIME RESULTS

PHIL ARBUCKLE (1912-17, 1919-23)

Arbuckle was the first athletic director and coach at the Rice Institute in 1912, coming from Southwestern University in Georgetown. He coached the Owls for 11 seasons, interrupted only by Army service in 1918 during World War I. His overall record was 52-30-8 (8-15-2 SWC).

1912 (3-2)

O26	at Houston HS	W	7-6
O30	at Orange HS	W	13-0
N9	at Sam Houston State	W	20-6
N15	at Southwestern	L	32-0
N28	at Austin College	L	81-0

1913 (4-0)

O17	Signal Corps Co. B	W	14-0
O25	Houston HS	W	7-0
N18	Southwestern	W	53-14
N27	at Trinity	W	7-0

1914 (3-2-3)

O10	Southwestern	W	12-7
O17	at Texas	L	41-0
O24	TCU	T	0-0
O31	Daniel Baker	W	13-7
N9	Texas A&M	L	32-7
N14	Oklahoma State	T	13-13
N20	Baylor	W	14-13
N26	at Austin College	T	0-0

1915 (5-3, 1-2 SWC)

O2	Trinity	W	46-0
O8	Baylor (SWC)	L	26-0
O16	at Texas (SWC)	L	59-0
O23	Daniel Baker	W	28-0
O30	TCU	W	33-0
N8	Texas A&M (SWC)	W	7-0
N17	LSU	W	6-0
N27	Notre Dame	L	55-2

1916 (6-1-2, 1-1 SWC)

O7	at Texas (SWC)	L	16-2
O13	Austin College	W	40-0
O21	Southwestern	W	24-0
O27	at TCU	T	7-7
N4	Texas A&M (SWC)	W	20-0
N11	Tulane	W	23-13
N17	SMU	W	146-3
N24	at LSU	T	7-7
N30	Arizona	W	47-7

1917 (7-1, 1-1 SWC)

O6	Illinois Medics	W	31-0
O13	TCU	W	26-0
O19	Austin College	W	53-13
O27	at Texas (SWC)	W	13-0
N3	Haskell Institute	W	55-13
N10	Southwestern	W	34-13
N17	at Tulane	W	16-0
N29	Texas A&M (SWC)	L	10-0

1918 (1-5-1, 1-1 SWC) - 1ST

Coach: John Anderson

O5	Camp Logan	L	10-0
O19	Park Place Flyers	L	7-0
O26	Camp Logan	T	0-0
N2	Kelly Field	L	28-0
N9	Park Place Flyers	L	3-0
N16	at Texas	L	14-0
N30	SMU	W	13-0

1919 (8-1, 3-1 SWC) - 2ND

O4	Trinity	W	12-0
O11	at Baylor (SWC)	W	8-0
O18	Southwestern	W	22-0
O24	Austin College	W	54-0
N1	at Texas (SWC)	L	32-7
N8	SMU (SWC)	W	21-14
N15	University of South	W	19-7
N21	Howard Payne	W	7-0
N27	Arkansas (SWC)	W	40-7

1920 (4-2-2, 2-2-1 SWC) - 4TH

O9	Baylor (SWC)	W	28-0
O16	at Tulane	T	0-0
O23	Southwestern	W	19-0
O30	Texas (SWC)	L	21-0
N6	at SMU (SWC)	W	10-0
N15	at Texas A&M (SWC)	L	7-0
N19	Texas State	W	48-0
N25	Arkansas (SWC)	T	0-0

1921 (4-4-1, 1-2-1 SWC) - 6TH

O1	Louisiana-Lafayette	W	54-0
O8	at Baylor (SWC)	L	17-14
O15	Tulane	L	7-6
O22	Southwestern	W	28-0
O29	at Texas (SWC)	L	56-0
N5	SMU (SWC)	W	7-0
N11	Texas A&M (SWC)	T	7-7
N18	at Trinity	W	28-14
N24	Oklahoma	L	27-0

1922 (4-4, 1-4 SWC) - 7TH

O7	Sam Houston State	W	23-3
O14	Baylor (SWC)	L	31-0
O21	at Oklahoma State (SWC)	L	21-0
O28	Southwestern	W	28-6
N4	Texas (SWC)	L	29-0
N11	Arkansas (SWC)	W	31-7
N18	at Texas A&M (SWC)	L	24-0
N25	Arizona	W	14-7

1923 (3-5, 1-4 SWC) - 7TH

O6	Sam Houston State	W	10-0
O13	at Arkansas (SWC-Little Rock)	L	23-0
O20	Oklahoma State (SWC)	L	13-0
O27	Texas State	L	19-6
N3	at Texas (SWC)	L	27-0
N10	Southwestern	W	12-0
N17	Texas A&M (SWC)	W	7-6
N29	TCU (SWC)	L	6-0

JOHN HEISMAN**(1924-27)**

Heisman became Rice University's first full-time football coach in 1924. His four-year record was 14-18-3 (4-11-1 SWC) He later became athletic director of the Downtown Athletic Club in New York, which named its annual award to the nation's best college football player after him.

1924 (4-4, 2-2 SWC) - 3RD

O4	Sam Houston State	W	22-6
O11	Southwestern	W	20-6
O18	LSU	L	12-0
O25	at TCU (SWC)	W	7-3
N1	Texas (SWC)	W	19-6
N7	Austin College	L	6-2
N15	at Texas A&M (SWC)	L	13-6
N27	Baylor (SWC)	L	17-9

1925 (4-4-1, 1-2-1 SWC) - 6TH

S26	Stephen F. Austin State	W	33-0
O3	Sam Houston State	W	7-0
O10	Trinity	L	13-0
O17	Arkansas (SWC)	W	13-9
O24	at Texas (SWC)	L	27-6
O31	Southwestern	W	19-0

N7	at LSU	L	6-0
N14	Texas A&M (SWC)	L	17-10
N26	Baylor (SWC)	T	7-7

1926 (4-4-1, 0-4 SWC) - 7TH

S25	Stephen F. Austin State	W	25-0
O2	Sam Houston State	W	20-0
O9	Trinity	T	6-6
O16	St. Edward's	W	19-0
O23	Texas (SWC)	L	20-0
O30	Southwestern	W	7-6
N6	SMU (SWC)	L	20-0
N12	at Texas A&M (SWC)	L	20-0
N25	Baylor (SWC)	L	9-7

1927 (2-6-1, 1-3 SWC) - 6TH

S24	at Loyola-New Orleans	L	13-0
O1	Sam Houston State	W	20-13
O8	St. Edward's	T	0-0
O14	at SMU (SWC)	L	34-6
O22	at Texas (SWC)	L	27-0
O29	Southwestern	L	14-12
N5	Centenary	L	33-7
N11	Texas A&M (SWC)	L	14-0
N24	Baylor (SWC)	W	19-12

1928 (2-7, 0-5 SWC) - 7TH**Coach: Claude Rothgeb**

S29	Sam Houston State	W	24-6
O6	St. Edward's	L	31-0
O13	Trinity	W	20-6
O20	at SMU (SWC)	L	53-13
O27	Texas (SWC)	L	13-6
N3	Southwestern	L	14-6
N10	TCU (SWC)	L	7-0
N16	at Texas A&M (SWC)	L	19-0
N29	Baylor (SWC)	L	25-14

JACK MEAGHER**(1929-33)**

The five season Meagher spent at the Rice helm were highlighted by consecutive shutout victories against Texas (1930-31). His overall record was 26-26 (-20 SWC) before leaving to coach at Auburn.

1929 (2-7, 0-5 SWC) - 7TH

S28	Loyola-New Orleans	L	33-0
O5	Sam Houston State	W	7-2
O12	Southwestern	W	14-7
O26	at Texas (SWC)	L	39-0
N2	St. Edward's	L	20-7

N9	at TCU (SWC)	L	24-0
N16	Texas A&M (SWC)	L	26-6
N23	at SMU (SWC)	L	43-0
N30	Baylor (SWC)	L	19-0

1930 (8-4, 2-4 SWC) - 6TH

S20	Southwestern	W	32-6
S27	Sam Houston State	W	13-12
O4	St. Edward's	W	20-0
O11	Arizona	W	21-0
O18	at Arkansas (SWC)	L	7-6
O25	Texas (SWC)	W	6-0
N1	University of South	W	12-0
N8	TCU (SWC)	L	20-0
N15	at Texas A&M (SWC)	W	7-0
N22	SMU (SWC)	L	32-0
N29	at Baylor (SWC)	L	35-14
D6	Iowa State	W	13-7

1931 (6-4, 3-3 SWC) - 6TH

S19	Texas A&M-Kingsville	W	37-0
S26	Sam Houston State	W	32-0
O3	at Oklahoma	L	19-6
O10	at Texas (SWC)	W	7-0
O17	SMU (SWC)	L	21-12
O23	at Arizona	W	32-0

N7	at TCU (SWC)	L	7-6
N14	Texas A&M (SWC)	L	7-0
N21	Arkansas (SWC)	W	26-12
N28	Baylor (SWC)	W	20-0

1932 (7-3, 3-3 SWC) - 3RD

S24	Texas A&M-Kingsville	W	20-0
O1	LSU	W	10-8
O8	at SMU (SWC)	W	13-0
O15	Loyola-New Orleans	W	14-7
O22	Texas (SWC)	L	18-6
O29	Creighton	W	41-7
N5	at Arkansas (SWC)	W	12-7
N11	at Texas A&M (SWC)	L	14-7
N19	TCU (SWC)	L	16-6
N26	at Baylor (SWC)	W	12-0

1933 (3-8, 1-5 SWC) - 7TH

S23	Texas A&M-Kingsville	W	7-0
S30	at LSU	L	13-0
O7	Loyola-New Orleans	W	13-0
O14	SMU (SWC)	L	13-7
O21	at Creighton	L	14-13
O28	at Texas (SWC)	L	18-0
N4	at Santa Clara	L	13-0
N11	Arkansas (SWC)	W	7-6

N18	Texas A&M (SWC)	L	27-0
N25	at TCU (SWC)	L	26-3
D2	at Baylor (SWC)	L	7-6

JIMMY KITTS (1934-39)

Kitts opened his Rice coaching career with a bang, winning the Institute's first Southwest Conference title in 1934. He added another crown in 1937 along with a 28-14 win over Colorado in the second Cotton Bowl, the Owls' first bowl appearance. His six-year record was 33-29-4 (16-18-2 SWC) before leaving to coach at Virginia Tech.

1934 (9-1-1, 5-1 SWC) - 1ST

S22	Loyola-New Orleans	W	12-0
S29	LSU	T	9-9
O6	at Purdue	W	14-0
O13	SMU (SWC)	W	9-0
O20	at Creighton	W	47-13
O27	Texas (SWC)	W	20-9
N3	Texas A&M-Kingsville	W	27-0
N10	at Arkansas (SWC)	W	7-0
N17	at Texas A&M (SWC)	W	25-6
N24	TCU (SWC)	L	7-2
D1	at Baylor (SWC)	W	32-0

1935 (8-3, 3-3 SWC) - 1^{3RD}

S21	St. Mary's (Texas)	W	38-0
S28	at LSU	W	10-7
O5	Duquesne	W	27-7
O12	Creighton	W	14-0
O19	at SMU (SWC)	L	10-0
O26	at Texas (SWC)	W	28-19
N2	at George Washington	W	41-6
N9	Arkansas (SWC)	W	20-7
N16	Texas A&M (SWC)	W	17-10
N23	at TCU (SWC)	L	27-6
N30	Baylor (SWC)	L	6-0

1936 (5-7, 1-5 SWC) - 1^{6TH}

S19	at Texas A&M-Kingsville	W	33-0
S26	at LSU	L	20-7
O2	at Duquesne	L	14-0
O10	Texas A&M (SWC)	L	3-0
O17	at Georgia	W	13-6
O24	Texas (SWC)	W	7-0
O31	George Washington	W	12-6
N7	at Arkansas (SWC)	L	20-14
N14	Sam Houston State	W	34-7
N21	TCU (SWC)	L	13-0
N28	Baylor (SWC)	L	10-7
D5	SMU (SWC)	L	9-0

1937 (6-3-2, 4-1-1 SWC) - 1ST

O2	at Oklahoma	L	6-0
O9	LSU	L	13-0
O16	Tulsa	T	0-0
O23	at Texas (SWC)	W	14-7
O30	#12 Auburn	W	13-7
N6	#16 Arkansas	W	26-20
N13	Texas A&M (SWC)	T	6-6
N20	at TCU (SWC)	L	7-2
N27	Baylor (SWC)	W	13-7
D4	at SMU (SWC)	W	15-7
J1	vs. #16 Colorado (Cotton Bowl)	W	28-14

1938 (4-6, 3-3 SWC) - 4TH

O1	Oklahoma	L	7-6
O8	at LSU	L	3-0
O15	at Tulane	L	26-17
O22	Texas	W	13-7
O29	Auburn	W	14-0
N5	at Arkansas (SWC)	W	3-0
N12	at Texas A&M (SWC)	L	27-0
N19	#2 TCU (SWC)	L	29-7
N26	at Baylor (SWC)	L	27-6
D3	SMU (SWC)	W	25-14

1939 (1-9-1, 0-5-1 SWC) - 7TH

S30	Vanderbilt	L	13-12
O7	Centenary	W	13-0
O14	at LSU	L	7-0
O21	Sam Houston State	L	9-8
O28	at Texas (SWC)	L	26-12
N4	at Fordham	L	13-7
N11	Arkansas (SWC)	T	12-12
N18	at #2 Texas A&M (SWC)	L	19-0
N25	at TCU (SWC)	L	21-0
D2	Baylor (SWC)	L	10-7
D9	at SMU (SWC)	L	13-6

JESS NEELY (1940-66)

Neely and Rice football were synonymous for 27 seasons. The Tennessee gentleman won or tied for Southwest Conference championships in 1946, 1949, 1953 and 1957. The Owls also won two Cotton Bowl games under Neely (1950 and 1954) as well as the 1947 Orange Bowl. Neely was 144-124-10 (86-75-6 SWC) and finished his career as the athletic director at his alma mater, Vanderbilt.

1940 (7-2, 4-2 SWC) - T 3RD

O5	Centenary	W	25-0
O12	LSU	W	23-0
O19	at Tulane	L	15-6
O26	Texas (SWC)	W	13-0
N2	Texas A&M-Kingsville	W	9-6
N9	at Arkansas (SWC)	W	14-7
N16	at #3 Texas A&M (SWC)	L	25-0
N23	TCU (SWC)	W	14-6
N30	Baylor (SWC)	W	21-12
D7	#16 SMU (SWC)	L	7-6

1941 (6-3-1, 3-2-1 SWC) - 4TH

O4	Sam Houston State	W	42-0
O11	Tulane	W	10-9
O18	at LSU	L	27-0
O25	at #2 Texas (SWC)	L	40-0
N1	Centenary	W	54-0
N8	Arkansas (SWC)	W	21-12
N15	#4 Texas A&M (SWC)	L	19-6
N22	at #19 TCU (SWC)	T	0-0
N29	Baylor (SWC)	W	28-14
D6	at SMU (SWC)	W	6-0

1942 (7-2-1, 4-1-1 SWC) - 2ND

S26	Corpus Christi Navy	W	18-7
O3	LSU	W	27-14
O10	at Tulane	L	18-7
O24	#15 Texas (SWC)	L	12-7
O31	Texas Tech	W	19-7
N7	at Arkansas (SWC)	W	40-9
N14	Texas A&M (SWC)	T	0-0
N21	#18 TCU (SWC)	W	21-0
N28	at Baylor (SWC)	W	20-0
D5	SMU (SWC)	W	13-7

1943 (3-7, 2-3 SWC) - T 3RD

S25	Randolph Field	L	6-0
O2	at LSU	L	20-7
O9	Tulane	L	33-0
O16	at SMU (SWC)	L	12-0
O23	at #16 Texas (SWC)	L	58-0
O30	Texas Tech	W	13-0
N6	Arkansas (SWC)	W	20-7
N13	#14 Texas A&M (SWC)	L	20-0
N20	at TCU (SWC)	W	13-6
N27	Southwestern	L	21-7

1944 (5-6, 2-3 SWC) - T 3RD

S23	Galveston AAF	W	57-0
S30	Randolph Field	L	59-0
O7	LSU	W	14-13
O14	at Tulane	L	21-0
O21	SMU (SWC)	W	21-0
O28	Texas (SWC)	W	7-0
N4	Texas Tech	L	13-7
N11	at Arkansas (SWC)	L	12-7
N18	Texas A&M (SWC)	L	19-7
N25	TCU (SWC)	L	9-6
D2	Southwestern	W	18-7

1945 (5-6, 3-3 SWC) - T 3RD

S22	Corpus Christi Navy	L	26-13
S29	at LSU	L	42-0
O6	Southwestern	L	13-7
O13	Tulane	W	13-7
O20	at SMU (SWC)	L	21-18
O27	at #9 Texas (SWC)	W	7-6
N3	Texas Tech	W	13-0
N10	Arkansas (SWC)	W	26-7
N17	Texas A&M (SWC)	W	6-0
N24	at TCU (SWC)	L	14-13
D1	Baylor (SWC)	L	17-14

1946 (9-2, 5-1 SWC) - 1ST

S28	LSU	L	7-6
O5	Southwestern	W	48-0
O12	at Tulane	W	25-6
O19	SMU (SWC)	W	21-7
O26	#3 Texas (SWC)	W	18-7
N2	Texas Tech	W	41-6
N9	at Arkansas (SWC-LR)	L	7-0
N16	at Texas A&M (SWC)	W	27-10
N23	TCU (SWC)	W	13-0
N30	Baylor (SWC)	W	38-6
J1	vs. #8 Tennessee (Orange Bowl)	W	8-0

1947 (6-3-1, 4-2 SWC) - 3RD

S27	at LSU	L	21-14
O4	at Southern California	T	7-7
O11	Tulane	W	33-0
O18	at SMU (SWC)	L	14-0
O25	at #3 Texas (SWC)	L	12-0
N1	Texas Tech	W	40-7
N8	Arkansas (SWC)	W	26-7
N15	Texas A&M (SWC)	W	41-7
N22	at TCU (SWC)	W	7-0
N29	Baylor (SWC)	W	34-6

1948 (5-4-1, 3-2-1 SWC) - T 3RD

S25	Sam Houston State	W	46-0
O2	LSU	L	26-13
O9	at Southern California	L	7-0
O16	#14 SMU (SWC)	L	33-7
O23	Texas (SWC)	L	20-7
O30	at Texas Tech	W	14-7
N6	at Arkansas (SWC)	W	25-6
N13	at Texas A&M (SWC)	W	28-6
N20	TCU (SWC)	W	21-7
N27	at Baylor (SWC)	T	7-7

1949 (10-1, 6-0 SWC) - 1ST

S24	Clemson	W	33-7
O1	at LSU	L	14-7
O8	New Mexico	W	55-0
O15	at #10 SMU (SWC)	W	41-27
O22	at #10 Texas (SWC)	W	17-15
O29	Texas Tech	W	28-0
N5	Arkansas (SWC)	W	14-0
N12	Texas A&M (SWC)	W	13-0
N19	at TCU (SWC)	W	20-14
N26	#9 Baylor (SWC)	W	21-7
J1	vs. #19 North Carolina (Cotton Bowl)	W	27-13

1950 (6-4, 2-4 SWC) - T 5TH

S30	Santa Clara	W	27-7
O7	LSU	W	35-20
O14	at Pittsburgh	W	14-7
O21	#3 SMU (SWC)	L	42-21
O28	#7 Texas (SWC)	L	35-7
N4	Texas Tech	W	13-7
N11	at Arkansas (SWC)	W	9-6
N18	at #12 Texas A&M (SWC)	W	21-13
N25	TCU (SWC)	L	26-14
D2	at Baylor (SWC)	L	33-7

1951 (5-5, 3-3 SWC) - T 3RD

S29	Clemson	L	20-14
O6	at LSU	L	14-6
O13	Navy	W	21-14
O20	at #15 SMU (SWC)	W	28-7
O27	at #10 Texas (SWC)	L	14-6
N3	Pittsburgh	W	21-13
N10	#20 Arkansas (SWC)	W	10-0
N17	Texas A&M (SWC)	W	6-0
N24	at TCU (SWC)	L	22-6
D1	#9 Baylor (SWC)	L	34-13

1952 (5-5, 4-2 SWC) - 2ND

S27	Texas Tech	W	34-7
O4	LSU	L	27-7
O11	at #11 UCLA	L	20-0
O18	SMU (SWC)	L	21-14
O25	#20 Texas (SWC)	L	20-7
N1	#18 Wisconsin	L	21-7
N8	at Arkansas (SWC)	W	35-33
N15	at Texas A&M (SWC)	W	15-6
N22	TCU (SWC)	W	12-6
N29	at Baylor (SWC)	W	20-14

1953 (9-2, 5-1 SWC) - T 1ST

S19	#15 Florida	W	20-16
O3	at Cornell	W	28-7
O10	Hardin-Simmons	W	40-0
O17	at SMU (SWC)	L	12-7
O24	at Texas (SWC)	W	18-13
O31	#19 Kentucky	L	19-13
N7	Arkansas (SWC)	W	47-0
N14	Texas A&M (SWC)	W	34-7
N21	at TCU (SWC)	W	19-6
N28	#17 Baylor (SWC)	W	41-19
J1	vs. Alabama (Cotton Bowl)	W	28-6

1954 (7-3, 4-2 SWC) - T 3RD

S18	Florida	W	34-14
O2	Cornell	W	41-20
O9	at #3 Wisconsin	L	13-7
O16	SMU (SWC)	L	20-6
O23	Texas (SWC)	W	13-7
O30	Vanderbilt	W	34-13
N6	at #4 Arkansas (SWC-LR)	L	28-15
N13	at Texas A&M (SWC)	W	29-19
N20	TCU (SWC)	W	6-0
N27	at #9 Baylor (SWC)	W	20-14

1955 (2-7-1, 0-6 SWC) - 7TH

S24	Alabama	W	20-0
O1	LSU	T	0-0
O8	#16 Clemson	W	21-7
O15	at SMU (SWC)	L	20-0
O22	at Texas (SWC)	L	32-14
O29	at Kentucky	L	20-16
N5	Arkansas (SWC)	L	10-0
N12	#9 Texas A&M (SWC)	L	20-12
N19	at #7 TCU (SWC)	L	35-0
N26	Baylor (SWC)	L	15-7

1956 (4-6, 1-5 SWC) - 6TH

S22	Alabama	W	20-13
O6	LSU	W	23-14
O13	at Florida	L	7-0
O20	SMU (SWC)	L	14-13
O27	Texas (SWC)	W	28-7
N3	Utah	W	27-0
N10	at Arkansas (SWC)	L	27-12
N17	at #5 Texas A&M (SWC)	L	21-7
N24	#18 TCU (SWC)	L	20-17
D1	at #15 Baylor (SWC)	L	46-13

1957 (7-4, 5-1 SWC) - 1ST

S21	at LSU	W	20-14
O5	#17 Stanford	W	34-7
O12	#5 Duke	L	7-6
O19	at SMU (SWC)	W	27-21
O26	at #19 Texas (SWC)	L	19-14
N2	Clemson	L	20-7
N9	#12 Arkansas (SWC)	W	13-7
N16	#1 Texas A&M (SWC)	W	7-6
N23	at TCU (SWC)	W	20-0
N30	Baylor (SWC)	W	20-0
J1	vs. #8 Navy (Cotton Bowl)	L	20-7

1958 (5-5, 4-2 SWC) - T 2ND

S20	LSU	L	26-6
S27	at Stanford	W	30-7
O4	#14 Purdue	L	24-0
O11	at Arkansas (SWC)	W	24-0
O18	at #16 SMU (SWC)	W	13-7
O25	#4 Texas (SWC)	W	34-7
N8	#3 Army	L	14-7
N15	Texas A&M (SWC)	L	28-21
N22	#7 TCU (SWC)	L	22-10
N29	at Baylor (SWC)	W	33-21

1959 (1-7-2, 1-4-1 SWC) - 6TH

S19	at #1 LSU	L	26-3
O3	at Duke	L	24-7
O10	#17 Florida	T	13-13
O17	#15 SMU (SWC)	T	13-13
O24	at #3 Texas (SWC)	L	28-6
O31	#12 Clemson	L	19-0
N7	#16 Arkansas (SWC)	L	14-10
N14	Texas A&M (SWC)	W	7-2
N21	at #10 TCU (SWC)	L	35-6
N28	Baylor (SWC)	L	23-21

1960 (7-4, 5-2 SWC) - 1²ND

S24	#13 Georgia Tech	L	16-13
O1	Tulane	W	10-7
O8	vs. #18 Florida (Miami)	W	10-0
O15	at SMU (SWC)	W	47-10
O22	#16 Texas (SWC)	W	7-0
O29	Texas Tech (SWC)	W	30-6
N5	at #16 Arkansas (SWC-LR)	L	3-0
N12	Texas A&M (SWC)	W	21-14
N19	TCU (SWC)	W	23-0
N26	at #19 Baylor (SWC)	L	12-7
J1	vs. #3 Mississippi (Sugar Bowl)	L	14-6

1961 (7-4, 5-2 SWC) - 1³RD

S23	#5 LSU	W	16-3
S30	at Georgia Tech	L	24-0
O14	Florida	W	19-10
O21	SMU (SWC)	W	10-0
O28	at #3 Texas (SWC)	L	34-7
N4	at Texas Tech (SWC)	W	42-7
N11	Arkansas (SWC)	L	10-0
N18	Texas A&M (SWC)	W	21-7
N25	at TCU (SWC)	W	35-16
D2	Baylor (SWC)	W	26-14
D16	vs. Kansas (Bluebonnet Bowl)	L	33-7

1962 (2-6-2, 2-4-1 SWC) - 6TH

S29	at #5 LSU	T	6-6
O6	#4 Penn State	L	18-7
O13	Oregon	L	31-12
O20	at SMU (SWC)	L	15-7
O27	#1 Texas (SWC)	T	14-14
N3	Texas Tech (SWC)	W	14-0
N10	at #6 Arkansas (SWC)	L	28-14
N17	Texas A&M (SWC)	W	23-3
N24	TCU (SWC)	L	30-7
D1	at Baylor (SWC)	L	28-15

1963 (6-4, 4-3 SWC) - 3RD

S28	LSU	W	21-12
O5	at Penn State	L	28-7
O12	Stanford	W	23-13
O19	SMU (SWC)	W	13-7
O26	at #1 Texas (SWC)	L	10-6
N2	at Texas Tech (SWC)	W	17-3
N9	Arkansas (SWC)	W	7-0
N16	Texas A&M (SWC)	L	13-6
N30	Baylor (SWC)	L	21-12
D7	at TCU (SWC)	W	33-7

1964 (4-5-1, 3-3-1 SWC) - 1⁴TH

S26	LSU	L	3-0
O3	West Virginia	W	24-0
O10	at Stanford	L	34-7
O17	at SMU (SWC)	W	7-6
O24	#6 Texas (SWC)	L	6-3
O31	Texas Tech (SWC)	T	6-6
N7	at #4 Arkansas (SWC)	L	21-0
N14	Texas A&M (SWC)	W	19-8
N21	TCU (SWC)	W	31-0
N28	at Baylor (SWC)	L	27-20

1965 (2-8, 1-6 SWC) - 1⁷TH

S18	Louisiana Tech	W	14-0
S25	at #7 LSU	L	42-14
O2	Duke	L	41-21
O16	SMU (SWC)	L	17-14
O23	at #5 Texas (SWC)	W	20-17
O30	at Texas Tech (SWC)	L	27-0
N6	#2 Arkansas (SWC)	L	31-0
N13	Texas A&M (SWC)	L	14-13
N20	at TCU (SWC)	L	42-14
N27	Baylor (SWC)	L	17-14

1966 (2-8, 1-6 SWC) - 8TH

S24	LSU	W	17-15
O1	at #10 Tennessee	L	23-3
O8	#2 UCLA	L	27-24
O15	at SMU (SWC)	L	28-24
O22	Texas (SWC)	L	14-6
O29	Texas Tech (SWC)	L	35-19
N5	at #8 Arkansas (SWC-LR)	L	31-20
N12	Texas A&M (SWC)	L	7-6
N19	TCU (SWC)	W	21-10
N26	at Baylor (SWC)	L	21-14

**BO HAGAN
(1967-70)**

Hagan spent 11 seasons as Rice University's backfield coach before succeeding Jess Neely as head coach and athletic director in 1967. His 1970 team won its final three seasons to finish at 5-5 for the year. Hagan's four-year record was 12-27-1 (7-21 SWC).

1967 (4-6, 2-5 SWC) - 7TH

S23	at LSU	L	20-14
S30	Navy	W	21-7
O14	Northwestern	W	50-6
O21	SMU (SWC)	W	14-10
O28	at Texas (SWC)	L	28-6
N4	at Texas Tech (SWC)	L	24-10
N11	Arkansas (SWC)	L	23-9
N18	Texas A&M (SWC)	L	18-3
N25	at TCU (SWC)	L	14-10
D2	Baylor (SWC)	W	27-25

1968 (0-9-1, 0-7 SWC) - 8TH

S21	at Washington	T	35-35
S28	#14 LSU	L	21-7
O5	#15 Tennessee	L	52-0
O19	at SMU (SWC)	L	32-24
O26	#13 Texas (SWC)	L	38-14
N2	Texas Tech (SWC)	L	38-15
N9	at #14 Arkansas (SWC)	L	46-21
N16	at Texas A&M (SWC)	L	24-14
N23	TCU (SWC)	L	24-14
N30	at Baylor (SWC)	L	16-7

1969 (3-7, 2-5 SWC) - 16TH

S20	Virginia Military	W	55-0
S27	LSU	L	42-0
O4	at California	L	31-12
O18	SMU (SWC)	L	34-14
O25	at #2 Texas (SWC)	L	31-0
N1	at Texas Tech (SWC)	L	24-14
N8	#4 Arkansas (SWC)	L	30-8
N15	Texas A&M (SWC)	W	7-6
N22	at TCU (SWC)	L	21-17
N29	Baylor (SWC)	W	34-6

1970 (5-5, 3-4 SWC) - 14TH

S19	Virginia Military	W	42-0
S26	at LSU	L	24-0
O3	California	W	28-0
O17	at SMU (SWC)	L	10-0
O24	#2 Texas (SWC)	L	45-21
O31	Texas Tech (SWC)	L	3-0
N7	at #7 Arkansas (SWC)	L	38-14
N14	at Texas A&M (SWC)	W	18-17
N21	TCU (SWC)	W	17-15
N28	at Baylor (SWC)	W	28-23

BILL PETERSON**(1971)**

"The Coach of Coaches" spent just one year at Rice following a successful tenure at Florida State. After the 1971 season, Peterson was named head coach of the NFL's Houston Oilers. His coaching tree consists of legends Bobby Bowden, Joe Gibbs, Bill Parcells and Don James.

1971 (3-7-1, 2-4-1 SWC) - 6TH

S11	Houston	L	23-21
S18	#17 Southern California	L	24-0
S25	Tulane	W	14-0
O2	at #16 LSU	L	38-3
O16	SMU (SWC)	L	16-10
O23	at #16 Texas (SWC)	L	39-10
O30	at Texas Tech (SWC)	W	9-7
N6	#16 Arkansas (SWC)	T	24-24
N13	Texas A&M (SWC)	L	18-13
N20	at TCU (SWC)	L	20-19
N27	Baylor (SWC)	W	23-0

AL CONOVER**(1972-75)**

One of Rice's most colorful coaches, Conover led the Owls to a 4-3 SWC mark in 1973, a conference record that was unequaled until 1994. His 1972 team finished 5-5-1, including the Owls' first win over Houston. His four-year record was 14-28-1 (10-18 SWC).

1972 (5-5-1, 3-4 SWC) - 14TH

S9	Houston	W	14-13
S23	Clemson	W	29-10
S30	at Georgia Tech	T	36-36
O7	#8 LSU	L	12-6
O21	at SMU (SWC)	L	29-14
O28	#10 Texas (SWC)	L	45-9
N4	#18 Texas Tech (SWC)	L	10-6
N11	at Arkansas (SWC-LR)	W	23-20
N18	at Texas A&M (SWC)	W	20-14
N25	TCU (SWC)	W	25-21
D2	at Baylor (SWC)	L	28-14

1973 (5-6, 4-3 SWC) - 3RD

S15	at #18 Houston	L	24-6
S22	Montana	W	21-10
S29	at #10 LSU	L	24-9
O13	#9 Notre Dame	L	28-0
O20	SMU (SWC)	L	27-16
O27	at #19 Texas (SWC)	L	55-13
N3	at #15 Texas Tech (SWC)	L	19-6
N10	Arkansas (SWC)	W	17-7
N17	Texas A&M (SWC)	W	24-20
N24	at TCU (SWC)	W	14-9
D1	Baylor (SWC)	W	27-0

1974 (2-8-1, 2-5 SWC) - 5TH

S14	#19 Houston	L	21-0
S21	Cincinnati	L	28-21
S28	#17 LSU	T	10-10
O12	at #6 Notre Dame	L	10-3
O19	at SMU (SWC)	L	19-14
O26	#13 Texas (SWC)	L	27-6
N2	Texas Tech (SWC)	W	21-7
N9	at Arkansas (SWC)	L	25-6
N16	at #10 Texas A&M (SWC)	L	37-7
N23	TCU (SWC)	W	26-14
N30	at #16 Baylor (SWC)	L	24-3

1975 (2-9, 1-6 SWC) - 7TH

S13	at Houston	W	24-7
S20	Vanderbilt	L	9-6
S27	at LSU (Shreveport)	L	16-13
O11	Mississippi State	L	28-14
O18	SMU (SWC)	W	28-17
O25	at #8 Texas (SWC)	L	41-9
N1	at Texas Tech (SWC)	L	28-24
N8	Arkansas (SWC)	L	20-16
N15	#3 Texas A&M (SWC)	L	33-14
N22	at TCU (SWC)	L	28-21
N29	Baylor (SWC)	L	25-7

HOMER RICE**(1976-77)**

Homer Rice and Tommy Kramer combined for the school's most explosive offense in 1976, finishing among the nation's leaders in passing. Rice's two-year record was 4-18-0 (2-14 SWC). He retired as the athletic director at Georgia Tech in 1997.

1976 (3-8, 2-6 SWC) - 17TH

S18	Utah	W	43-22
S25	at #15 LSU	L	31-0
O2	Texas (SWC)	L	42-15
O9	at TCU (SWC)	W	26-23
O16	#10 Texas Tech (SWC)	L	37-13
O23	at Texas A&M (SWC)	L	57-34
O30	at #14 Arkansas (SWC)	L	41-16
N6	SMU (SWC)	W	41-34
N13	Baylor (SWC)	L	38-6
N20	at Florida	L	50-22
N27	#7 Houston (SWC)	L	42-20

1977 (1-10, 0-8 SWC) - 9TH

S10	Idaho	W	31-10
S17	#19 Florida	L	48-3
S24	at LSU	L	77-0
O1	at #8 Texas (SWC)	L	72-15
O8	TCU (SWC)	L	35-15
O15	at #15 Texas Tech (SWC)	L	42-7
O22	#12 Texas A&M (SWC)	L	28-14
O29	#8 Arkansas (SWC)	L	30-7
N5	at SMU (SWC)	L	41-24
N12	at Baylor (SWC)	L	24-14
N26	Houston (SWC)	L	51-21

RAY ALBORN**(1978-83)**

Alborn was the first Rice graduate to become head coach at his alma mater. The highlight of his six-year tenure was a 5-6 season in 1980 during which the Owls won at TCU, Texas A&M, Arkansas and Houston. Alborn's overall record was 13-53 (9-39 SWC). He retired from coaching in 2002 as head coach at Lamar Consolidated High School in Rosenberg.

1978 (2-9, 2-6 SWC) - 8TH

S9	#20 Iowa State	L	23-19
S16	#7 Texas (SWC)	L	34-0
S23	at #3 Oklahoma	L	66-7
S30	#11 LSU	L	37-7
O14	at TCU (SWC)	W	21-14
O21	Texas Tech (SWC)	L	42-28
O28	at Texas A&M (SWC)	L	38-21
N4	at #17 Arkansas (SWC)	L	37-7
N11	SMU (SWC)	L	58-0
N18	Baylor (SWC)	W	24-10
D2	at #9 Houston (SWC)	L	49-25

1979 (1-10, 0-8 SWC) - 9TH

S8	at SMU (SWC)	L	35-17
S15	Tulane	W	21-17
S22	at LSU	L	45-3
S29	#3 Oklahoma	L	63-21
O6	at #4 Texas (SWC)	L	26-9
O13	TCU (SWC)	L	17-7
O20	at Texas Tech (SWC)	L	30-7
O27	Texas A&M (SWC)	L	41-15
N3	#9 Arkansas (SWC)	L	34-7
N17	at #20 Baylor (SWC)	L	45-14
D1	#10 Houston (SWC)	L	63-0

1980 (5-6, 4-4 SWC) - 14TH

S13	at Clemson	L	19-3
S20	at Tulane	L	35-20
S27	LSU	W	17-7
O4	#5 Texas (SWC)	L	41-28
O11	at TCU (SWC)	W	28-24
O18	Texas Tech (SWC)	L	10-3
O25	at Texas A&M (SWC)	W	10-6
N1	at Arkansas (SWC-LR)	W	17-16
N8	#18 SMU (SWC)	L	34-14
N15	#12 Baylor (SWC)	L	16-6
N29	at Houston (SWC)	W	35-7

1981 (4-7, 3-5 SWC) - 16TH

S12	at #8 Texas (SWC)	L	31-3
S19	at Missouri	L	42-10
S26	at LSU	L	24-14
O3	Tulane	W	20-16
O10	TCU (SWC)	W	41-28
O17	at Texas Tech (SWC)	W	30-23
O24	Texas A&M (SWC)	L	51-26
O31	#20 Arkansas (SWC)	L	41-7
N7	at #10 SMU (SWC)	L	33-12
N14	at Baylor (SWC)	W	17-14
N28	Houston (SWC)	L	40-3

1982 (0-11, 0-8 SWC) - 9TH

S11	Louisiana-Lafayette	L	21-14
S18	at Tulane	L	30-6
S25	at LSU	L	56-13
O2	#15 Texas (SWC)	L	34-7
O9	at TCU (SWC)	L	24-16
O16	Texas Tech (SWC)	L	23-21
O23	at Texas A&M (SWC)	L	49-7
O30	at Arkansas (SWC)	L	24-6
N6	#2 SMU (SWC)	L	41-14
N13	Baylor (SWC)	L	35-13
N27	at Houston (SWC)	L	28-21

1983 (1-10, 0-8 SWC) - 9TH

S1	Houston (SWC)	L	45-14
S10	Minnesota	L	21-17
S17	LSU	L	24-10
S24	Louisiana-Lafayette	W	22-21
O1	at #2 Texas (SWC)	L	42-6
O8	TCU (SWC)	L	34-3
O15	at Texas Tech (SWC)	L	14-3
O22	Texas A&M (SWC)	L	29-10
O29	at Arkansas (SWC-LR)	L	35-0
N5	at #8 SMU (SWC)	L	20-6
N12	at Baylor (SWC)	L	48-14

WATSON BROWN (1984-85)

The older brother of former Texas coach Mack Brown, Watson brought more offensive fireworks during his two-year tenure at Rice. The highlights of his reign included SWC wins over TCU and Texas Tech. Brown's two-year record was 4-18 (2-14 SWC). Brown is currently the head coach at Tennessee Tech.

1984 (1-10, 0-8 SWC) - 9TH

S8	at Minnesota	L	31-24
S22	Lamar	W	36-19
S29	at #16 Miami (Fla.)	L	38-3
O6	#1 Texas (SWC)	L	38-13
O13	at TCU (SWC)	L	45-24
O20	Texas Tech (SWC)	L	30-10
O27	at Texas A&M (SWC)	L	38-14
N3	at Arkansas (SWC-Little Rock)	L	28-6
N10	#17 SMU (SWC)	L	31-17
N17	Baylor (SWC)	L	46-40
D1	at Houston (SWC)	L	38-26

1985 (3-8, 2-6 SWC) - 6TH

S14	Miami (Fla.)	L	48-20
S21	at Air Force	L	59-17

S28	Lamar	W	29-28
O5	at #20 Texas (SWC)	L	44-16
O12	TCU (SWC)	W	34-27
O19	at Texas Tech (SWC)	W	29-27
O26	Texas A&M (SWC)	L	43-28
N2	#14 Arkansas (SWC)	L	30-15
N9	at SMU (SWC)	L	40-15
N16	at #17 Baylor (SWC)	L	34-10
N30	Houston (SWC)	L	24-20

JERRY BERNDT (1986-88)

Berndt's 1987 squad produced one of the best offensive totals at the time in Rice history. Berndt notched a 6-27 record in his three years at Rice (2-20 SWC). After Rice, he was an assistant coach at Missouri until retiring in 1999.

1986 (4-7, 2-6 SWC) - 6TH

S6	Lamar	W	28-14
S13	SMU (SWC)	L	45-3
S20	Texas State	L	31-6
O4	Texas (SWC)	L	17-14
O11	at TCU (SWC)	W	37-31
O18	Texas Tech (SWC)	L	49-21
O25	at #10 Texas A&M (SWC)	L	45-10

N1	at #13 Arkansas (SWC)	L	45-14
N15	#18 Baylor (SWC)	L	23-17
N22	Air Force	W	21-17
N29	at Houston (SWC)	W	14-13

1987 (2-9, 0-7 SWC) - 7TH

S5	Lamar	W	34-30
S12	at Indiana	L	35-13
S19	at #7 LSU	L	49-16
S26	Texas State	W	38-28
O3	at Texas (SWC)	L	45-26
O10	TCU (SWC)	L	30-16
O17	at Texas Tech (SWC)	L	59-7
O24	Texas A&M (SWC)	L	34-21
O31	Arkansas (SWC)	L	38-14
N14	at Baylor (SWC)	L	34-31
N28	Houston (SWC)	L	45-21

1988 (0-11, 0-7 SWC) - 7TH

S10	Indiana	L	41-14
S24	at Louisiana-Lafayette	L	41-16
O1	Texas (SWC)	L	20-13
O8	at TCU (SWC)	L	21-10
O15	Texas Tech (SWC)	L	38-36
O22	at Texas A&M (SWC)	L	24-10
O29	at #11 Arkansas (SWC-LR)	L	21-14

N5	at #1 Notre Dame	L	54-11
N12	Baylor (SWC)	L	20-10
N19	North Texas	L	33-17
N26	at #14 Houston (SWC)	L	45-14

FRED GOLDSMITH (1989-93)

Goldsmith began the current resurgence in Rice Football. His first game, a 35-6 win over SMU in 1989, broke an 18-game losing streak. His 1992 and 1993 teams went 6-5, Rice's first winning seasons since 1963. Goldsmith's four-year record was 23-31-1 (14-24 SWC). He now coaches at Division II Lenoir Rhyne College.

1989 (2-8-1, 2-6 SWC) - 1 6TH

S2	at SMU (SWC)	W	35-6
S9	at Tulane	L	20-19
S23	Louisiana-Lafayette	L	18-3
S30	at Wake Forest	T	17-17
O7	at Texas (SWC)	L	31-30
O14	TCU (SWC)	L	30-16
O21	at Texas Tech	L	43-25
O28	#21 Texas A&M (SWC)	L	45-7
N4	#11 Arkansas (SWC)	L	38-17
N18	at Baylor (SWC)	W	6-3
D2	#13 Houston (SWC)	L	64-0

1990 (5-6, 3-5 SWC) - 1 4TH

S1	Wake Forest	W	33-17
S8	Tulane	L	21-10
S22	Northwestern	W	31-14
S29	at #13 Houston (SWC)	L	24-22
O6	Texas (SWC)	L	26-10
O13	at TCU (SWC)	L	38-28
O20	Texas Tech (SWC)	W	42-21
O27	at Texas A&M (SWC)	L	41-15
N3	at Arkansas (SWC-LR)	W	19-11
N10	SMU (SWC)	W	30-28
N17	Baylor (SWC)	L	17-16

1991 (4-7, 2-6 SWC) - 8TH

S14	at Northwestern	W	36-7
S21	at Tulane	W	28-19
S28	Iowa State	L	28-27
O5	at Texas (SWC)	L	28-7
O12	at #8 Baylor (SWC)	W	20-17
O19	TCU (SWC)	L	39-28
O26	at Texas Tech (SWC)	L	40-20
N2	#12 Texas A&M (SWC)	L	38-21
N9	at SMU (SWC)	W	31-10
N16	Houston (SWC)	L	41-21
N23	at Arkansas (SWC-LR)	L	20-0

1992 (6-5, 4-3 SWC) - T 2ND

S5	at Air Force	L	30-21
S19	at Duke	L	17-12
S26	Sam Houston State	W	45-14
O3	Texas (SWC)	L	23-21
O10	SMU (SWC)	W	28-13
O17	at #5 Texas A&M (SWC)	L	35-9
O24	at TCU (SWC)	W	29-12
N7	Texas Tech (SWC)	W	34-3
N14	Baylor (SWC)	W	34-31
N21	Navy	W	27-22
N28	at Houston (SWC)	L	61-34

1993 (6-5, 3-4 SWC) - T 4TH

S4	at #18 Ohio State	L	34-7
S11	Tulane	W	34-0
S18	Sam Houston State	W	14-13
S25	Iowa State	W	49-21
O2	at Texas (SWC)	L	55-38
O9	TCU (SWC)	W	34-19
O16	at Texas Tech (SWC)	L	45-16
O23	#11 Texas A&M (SWC)	L	38-10
N6	at SMU (SWC)	W	31-24
N13	at Baylor (SWC)	L	38-14
N26	Houston (SWC)	W	37-7

KEN HATFIELD**(1994-2005)**

Hatfield followed his former aid, Fred Goldsmith, as the Owls' head coach. Like Jimmy Kitts some 60 years before him, Hatfield won an SWC title in his first season. It was Rice's first conference title since 1957 and was highlighted by a 19-17 victory over Texas. The Owls' previous win over Texas came in 1965. Hatfield ushered the Owls into the WAC and his 1996 and '97 teams both went 7-4. It was the Owls' first consecutive seven-win seasons since 1960-61. In 2001, the Owls' 6-1 start was their best since 1949. The Owls were 55-78-1 under Hatfield.

1994 (5-6, 4-3 SWC) - T 1ST

S10	Tulane	L	15-13
S17	at Kansas State	L	27-18
S24	at Iowa State	W	28-18
O8	Texas Tech (SWC)	W	24-21
O16	#12 Texas (SWC)	W	19-17
O22	at #6 Texas A&M (SWC)	L	7-0
O29	at TCU (SWC)	L	27-25
N5	SMU (SWC)	W	17-10
N12	Baylor (SWC)	L	19-14
N19	at Navy	L	29-17
N26	at Houston (SWC)	W	31-13

1995 (2-8-1, 1-6 SWC) - T 7TH

S2	UNLV	W	38-0
S16	Tulane	L	17-15
S23	at #18 LSU	L	52-7
S30	at Army	T	21-21
O7	at #20 Texas (SWC)	L	37-13
O14	TCU (SWC)	L	33-28
O21	at #25 Texas Tech (SWC)	L	31-26
O28	at SMU (SWC)	W	34-24
N9	#18 Texas A&M (SWC)	L	17-10
N18	at Baylor (SWC)	L	34-6
D2	Houston (SWC)	L	18-17

1996 (7-4, 6-2 WAC) - T 2ND MTN. DIV.

S7	at #10 Ohio State	L	70-7
S14	at Tulane	W	21-14
S21	Kansas State	L	34-7
S28	at Air Force (WAC)	L	45-17
O5	at New Mexico (WAC)	W	38-21
O19	SMU (WAC)	W	35-17
O26	at UTEP (WAC)	W	48-21
N2	#20 Utah (WAC)	W	51-10
N9	at #12 BYU (WAC)	L	49-0
N16	at TCU (WAC)	W	30-17
N23	Tulsa (WAC)	W	42-14

1997 (7-4, 5-3 WAC) - T 2ND MTN. DIV.

S6	Air Force (WAC)	L	41-12
S13	at Tulane	W	30-24
S20	at Northwestern	W	40-34
S27	Texas	L	38-31
O4	at Tulsa (WAC)	W	42-24
O11	#21 BYU (WAC)	W	27-14
O18	at New Mexico (WAC)	W	35-23
N1	at SMU (WAC)	L	24-6
N8	TCU (WAC)	W	38-19
N15	at Utah (WAC)	L	31-14
N22	UTEP (WAC)	W	31-13

1998 (5-6, 5-3 WAC) - T 3RD MTN. DIV.

S5	SMU (WAC)	OTW	23-17
S12	at Purdue	L	21-19
S19	Northwestern	L	23-14
S26	at Texas	L	59-21
O10	at San Jose State (WAC)	L	20-17
O17	Tulsa (WAC)	W	14-10
O24	at Wyoming (WAC)	L	34-24
O31	Colorado State (WAC)	W	35-23
N7	at TCU (WAC)	W	14-12
N14	UNLV (WAC)	W	38-16
N21	at #20 Air Force (WAC)	L	22-16

1999 (5-6, 4-3 WAC) - 4TH

S4	at Houston	L	28-3
S11	at #6 Michigan	L	37-3
S18	at Texas	L	18-13
S25	Navy	W	20-17
O2	at Tulsa (WAC)	W	20-10
O9	at Hawai'i (WAC)	W	38-19
O16	San Jose State (WAC)	W	49-7
O23	TCU (WAC)	W	42-21
O30	at SMU (WAC)	L	27-2
N6	at Fresno State (WAC)	L	47-18
N13	UTEP (WAC)	L	30-29

2000 (3-8, 2-6) - T 6TH

S2	Houston	OTW	30-27
S9	at #3 Michigan	L	38-7
S16	Tulsa (WAC)	L	23-16
S23	at #17 Oklahoma	L	42-14
S30	at San Jose State (WAC)	L	29-16
O5	Fresno State (WAC)	L	27-24
O21	Hawai'i (WAC)	W	38-13
O28	at #11 TCU (WAC)	L	37-0
N4	SMU (WAC)	W	43-14
N11	at UTEP (WAC)	L	38-21
N18	at Nevada (WAC)	L	34-28

2001 (8-4, 5-3 WAC) - T 4TH

S1	at Houston	W	21-14
S8	Duke	W	15-13
S20	at #4 Nebraska	L	48-3
S29	at Hawai'i (WAC)	W	27-24
O6	Boise State (WAC)	W	45-14
O13	at Navy	W	21-13
O20	Nevada (WAC)	(OT)W	33-30
O27	at Louisiana Tech (WAC)	(OT)L	41-38
N3	at Fresno State (WAC)	L	52-24
N10	Tulsa (WAC)	W	59-32
N17	UTEP (WAC)	W	27-17
N24	at SMU (WAC)	L	37-20

2002 (4-7, 3-5 WAC) - T 6TH

A31	Houston	L	24-10
S7	at #15 Michigan State	L	27-10
S21	at Nevada (WAC)	L	31-21
S28	Fresno State (WAC)	L	31-28
O5	Louisiana Tech (WAC-Reliant)	W	37-20
O12	at Navy	W	17-10
O19	at UTEP (WAC)	L	38-35
O26	SMU (WAC)	W	27-15
N2	at Tulsa (WAC)	W	33-18
N9	at Boise State (WAC)	L	49-7
N16	Hawai'i (WAC)	L	33-28

2003 (5-7, 3-5 WAC) - T 4TH

A30	at Houston	L	48-14
S13	at Duke	OTL	27-24
S20	#13 Texas (Reliant)	L	48-7
S27	at Hawai'i (WAC)	L	41-21
O4	San Jose State (WAC)	W	28-24
O18	Navy	L	38-6
O25	at Fresno State (WAC)	L	31-28
N1	Nevada (WAC)	W	52-42
N8	Tulsa (WAC)	L	31-28
N15	at SMU (WAC)	W	41-20
N22	UTEP (WAC)	W	45-14
N27	at Louisiana Tech (WAC)	W	49-14

2004 (3-8, 2-6 WAC) - 9TH

S5	Houston (Reliant)	W	10-7
S18	Hawai'i (WAC)	W	41-29
S25	at #5 Texas	L	35-13
O2	at San Jose State (WAC)	L	70-63
O9	SMU (WAC)	W	44-10
O16	at Nevada (WAC)	L	35-10
O23	at Navy	L	14-13
O30	at Tulsa (WAC)	L	39-22
N6	Fresno State (WAC)	L	52-21
N13	at #23 UTEP (WAC)	2OTL	35-28
N29	Louisiana Tech (WAC-Reliant)	L	51-14

2005 (1-10, 1-7 C-USA) - T 5TH WEST

S10	at UCLA	L	63-21
S17	at #2 Texas	L	51-10
O1	at UAB (C-USA)	L	45-26
O8	at East Carolina (C-USA)	L	41-28
O15	Tulsa (C-USA)	L	41-21
O22	Navy	L	41-9
O29	UTEP (C-USA)	L	38-31
N5	at SMU (C-USA)	L	27-7
N12	Tulane (C-USA)	W	42-34
N19	UCF (C-USA)	L	31-28
N26	at Houston (C-USA)	L	35-18

**TODD GRAHAM
(2006)**

Graham's one season at Rice proved to be a season to remember. The Owls survived a 1-5 start to win six straight games to earn their first bowl bid since 1961.

2006 (7-6, 6-2 C-USA) - T 2ND

S2	Houston (C-USA)	L	31-30
S9	at UCLA	L	26-16
S16	#8 Texas (Reliant)	L	52-7
S23	at #18 Florida State	L	55-7
S30	at Army	W	48-14
O7	at Tulane (C-USA)	L	38-24
O14	UAB (C-USA)	W	34-33
O21	at UCF (C-USA)	W	40-29
N4	at UTEP (C-USA)	W	37-31
N11	at Tulsa (C-USA)	2OTW	41-38
N18	East Carolina (C-USA)	W	18-17
N25	SMU (C-USA)	W	31-27
D23	vs. Troy	L	41-17
(New Orleans Bowl)			

**DAVID BAILIFF
(2007-PRESENT)**

Bailiff enters his ninth season at Rice. In 2008, the Owls posted their first 10-win season since 1949 and in 2013 they added a second, along with Rice's first outright conference title since 1957. Bailiff's eight-year record stands at 45-55 (33-35 C-USA).

2007 (3-9, 3-5 C-USA) - T 3RD WEST

S1	Nicholls State	L	16-14
S8	at Baylor	L	42-17
S15	Texas Tech	L	59-24
S22	at #7 Texas	L	58-14
O3	at Southern Miss (C-USA)	W	31-29
O13	at Houston (C-USA)	L	56-48
O20	Memphis (C-USA)	L	38-35
O27	at Marshall (C-USA)	L	34-21
N3	UTEP (C-USA)	W	56-48
N10	at SMU (C-USA)	W	43-42
N17	Tulane (C-USA)	L	45-31
N24	Tulsa (C-USA)	L	48-43

2008 (10-3, 7-1 C-USA) - T 1ST WEST

A29	SMU (C-USA)	W	56-27
S6	at Memphis (C-USA)	W	42-35
S13	at Vanderbilt	L	38-21
S20	at #7 Texas	L	52-20
S27	North Texas	W	77-20
O4	at Tulsa (C-USA)	L	63-28
O18	Southern Miss (C-USA)	W	45-40
O25	at Tulane (C-USA)	W	42-17
N1	at UTEP (C-USA)	W	49-44
N8	Army	W	38-31
N22	Marshall (C-USA)	W	35-10

N29 Houston (C-USA) W 56-42
 D30 vs. Western Michigan W 38-21
 (Texas Bowl)

2009 (2-10, 2-6 C-USA) - 5TH WEST

S5 at UAB (C-USA) L 44-24
 S12 at Texas Tech L 55-10
 S19 at #16 Oklahoma State L 41-24
 S26 Vanderbilt L 36-17
 O3 Tulsa (C-USA) L 27-10
 O8 Navy L 63-14
 O17 at East Carolina (C-USA) L 49-13
 O24 UCF (C-USA) L 49-7
 N7 at SMU (C-USA) L 31-28
 N14 Tulane (C-USA) W 28-20
 N21 UTEP (C-USA) W 30-29
 N28 at #25 Houston (C-USA) L 73-14

2010 (4-8, 3-5 C-USA) - T 4TH WEST

S4 #5 Texas (Reliant) L 34-17
 S11 at North Texas W 33-32
 S18 Northwestern L 30-13
 S25 Baylor L 30-13
 O2 SMU (C-USA) L 42-31
 O9 at UTEP (C-USA) L 44-24
 O16 Houston (C-USA) W 34-31
 O23 at UCF (C-USA) L 41-14
 N6 at Tulsa (C-USA) L 64-27
 N13 at Tulane (C-USA) L 54-49
 N21 ECU (C-USA) W 62-38
 N28 UAB (C-USA) W 28-23

2011 (4-8, 3-5 C-USA) - T 4TH WEST

S3 at Texas L 34-9
 S10 Purdue W 24-22
 S24 at #17 Baylor L 56-31
 O1 at Southern Miss (C-USA) L 48-24
 O8 Memphis (C-USA) W 28-6
 O15 at Marshall (C-USA) L 24-20
 O22 Tulsa (C-USA) L 38-20
 O27 at #18 Houston (C-USA) L 73-34
 N5 UTEP (C-USA) W 41-37
 N12 at Northwestern L 28-6
 N19 Tulane (C-USA) W 19-7
 N26 at SMU (C-USA) L 27-24

2012 (7-6, 4-4 C-USA) - T 3RD WEST

A30 UCLA L 49-24
 S8 at Kansas W 25-24
 S15 at Louisiana Tech L 56-37
 S22 Marshall (C-USA) OT L 54-51
 S29 Houston# (C-USA) L 35-14
 O6 at Memphis (C-USA) L 14-10
 O13 UTSA W 34-14
 O20 at Tulsa (C-USA) L 28-24
 O27 Southern Miss (C-USA) W 44-17
 N3 at Tulane (C-USA) W 49-47
 N17 SMU (C-USA) W 36-14
 N24 at UTEP (C-USA) W 33-24
 D29 Air Force W 33-14
 (Armed Forces Bowl)

Reliant Stadium

2013 (10-4, 7-1 C-USA) - CHAMPION

A31 at #7 Texas A&M L 52-31
 S14 Kansas W 23-14
 S21 Houston # L 31-26
 S28 Florida Atlantic (C-USA) W 19-14
 O5 at Tulsa (C-USA) W 30-27
 O12 at UTSA (C-USA) W 27-20
 O19 at New Mexico St. W 45-19
 O26 UTEP (C-USA) W 45-7
 O31 at North Texas (C-USA) L 28-16
 N16 Louisiana Tech (C-USA) W 52-14
 N21 at UAB (C-USA) OT W 37-34
 N30 Tulane (C-USA) W 17-13
 D7 Marshall % W 42-24
 D31 Mississippi State L 44-7
 (Liberty Bowl)

Reliant Stadium

% C-USA Championship Game

2014 (8-5, 5-3 C-USA) - T 2ND WEST

A30 at Notre Dame L 48-17
 S13 at Texas A&M L 38-10
 S20 Old Dominion (C-USA) L 45-42
 S27 at Southern Miss (C-USA) W 41-23
 O4 Hawai'i W 28-14
 O11 at Army W 41-21
 O25 North Texas (C-USA) W 41-21
 N1 at FIU (C-USA) W 31-17
 N8 UTSA (C-USA) W 17-7
 N15 at Marshall (C-USA) L 41-14
 N21 UTEP (C-USA) W 31-13
 N29 at Louisiana Tech (C-USA) L 76-31
 D24 Fresno State W 30-6
 (Hawai'i Bowl)

2015 (5-7, 3-5 C-USA) - T^{3RD} WEST

S5	Wagner	W	56-16
S12	at Texas	L	42-28
S19	at North Texas (C-USA)	W	38-24
S26	at #5 Baylor	L	70-17
O3	Western Kentucky (C-USA)	L	49-10
O10	at Florida Atlantic (C-USA)	W	27-26
O24	Army	W	38-31
O30	Louisiana Tech (C-USA)	L	42-17
N6	at UTEP (C-USA)	L	24-21
N14	Southern Miss (C-USA)	L	65-10
N21	at UTSA (C-USA)	L	34-24
N28	Charlotte (C-USA)	W	27-7

Opponent	W-L-T	First Game	Last Game
Alabama	3-0-0	1953	1956
Air Force	2-5-0	1985	2012
Arizona	4-0-0	1916	1931
Arkansas	29-35-3	1919	1991
Army	4-1-1	1958	2015
Auburn	2-0-0	1937	1938
Austin College	3-2-1	1912	1924
Baylor	30-48-2	1914	2015
Boise State	1-1-0	2001	2002
BYU	1-1-0	1996	1997
California	1-1-0	1969	1970
Centenary	3-1-0	1927	1941
Charlotte	1-0-0	2015	-
Cincinnati	0-1-0	1974	-
Clemson	3-4-0	1949	1980
Colorado	1-0-0	1937	-
Colorado State	1-0-0	1998	-
Cornell	2-0-0	1953	1954
Creighton	3-1-0	1932	1935
Daniel Baker	2-0-0	1914	1915
Duke	1-5-0	1957	2003

Opponent	W-L-T	First Game	Last Game
Duquesne	1-1-0	1935	1936
East Carolina	2-2-0	2005	2010
Florida	4-3-1	1953	1977
Florida Atlantic	2-0-0	2013	2015
FIU	1-0-0	2014	2014
Florida State	0-1-0	2006	-
Fordham	0-1-0	1939	-
Fresno State	1-6-0	1999	2014
George Washington	2-0-0	1935	1936
Georgia	1-0-0	1936	-
Georgia Tech	0-2-1	1960	1972
Hardin-Simmons	1-0-0	1953	-
Haskell Institute	1-0-0	1917	-
Hawai'i	5-2-0	1999	2014
Houston	11-29-0	1971	2013
Howard Payne	1-0-0	1919	-
Idaho	1-0-0	1977	-
Indiana	0-2-0	1987	1988
Iowa State	3-2-0	1930	1994
Kansas	2-1-0	1961	2013

Opponent	W-L-T	First Game	Last Game
Kansas State	0-2-0	1994	1996
Kentucky	0-2-0	1953	1955
Lamar	4-0-0	1984	1987
Louisiana-Lafayette	2-3-0	1921	1989
Louisiana State	14-36-5	1915	1995
Louisiana Tech	4-5-0	1965	2015
Loyola-New Orleans	3-2-0	1927	1934
Marshall	2-4-0	2007	2014
Memphis	2-2-0	2007	2012
Miami (Florida)	0-2-0	1984	1985
Michigan	0-2-0	1999	2000
Michigan State	0-1-0	2002	-
Minnesota	0-2-0	1983	1984
Mississippi	0-1-0	1960	-
Mississippi State	0-2-0	1975	2013
Missouri	0-1-0	1981	-
Montana	1-0-0	1973	-
Navy	6-6-0	1951	2009
Nebraska	0-1-0	2001	-
New Mexico	3-0-0	1949	1997
New Mexico St.	1-0-0	2013	2013

Opponent	W-L-T	First Game	Last Game
Nevada	2-3-0	2000	2004
Nicholls State	0-1-0	2007	-
North Carolina	1-0-0	1949	-
North Texas	4-2-0	1998	2015
Northwestern	4-3-0	1967	2011
Notre Dame	0-4-0	1915	1988
Ohio State	0-2-0	1993	1996
Oklahoma	0-7-0	1921	2000
Oklahoma State	0-3-1	1914	2009
Old Dominion	0-1-0	2014	2014
Oregon	0-1-0	1962	-
Penn State	0-2-0	1962	1963
Pittsburgh	2-0-0	1950	1951
Prairie View A&M	First Meeting		
Purdue	2-2-0	1934	2011
St. Edward's (Texas)	2-2-1	1926	1930
St. Mary's (Texas)	1-0-0	1935	-
Sam Houston State	16-1-0	1912	1993
San Jose State	2-3-0	1998	2004
Santa Clara	1-1-0	1933	1950
Univ. of the South	2-0-0	1919	1930

Opponent	W-L-T	First Game	Last Game
Southern Cal	0-2-1	1947	1971
Southern Miss	4-2-0	2007	2015
SMU	41-48-1	1916	2012
Southwestern (Texas)	16-5-0	1912	1946
Stanford	3-1-0	1957	1964
Stephen F. Austin	1-1-0	1925	1926
Tennessee	1-2-0	1946	1969
Texas	21-72-1	1914	2015
Texas A&M	27-52-3	1914	2014
Texas A&M-Kingsville	6-0-0	1931	1940
TCU	35-41-3	1914	2000
Texas State	2-2-0	1920	1987
Texas Tech	20-27-1	1942	2009
Trinity (Texas)	5-1-1	1913	1927
Troy	0-1-0	2006	2006
Tulane	20-15-1	1916	2013
Tulsa	8-10-1	1937	2013
UAB	3-2-0	2005	2013
UCF	1-3-0	2005	2010
UCLA	0-4-0	1952	2012
UNLV	2-0-0	1995	1998

Opponent	W-L-T	First Game	Last Game
UTEP	12-7-0	1996	2015
UTSA	3-1-0	2012	2015
Utah	3-1-0	1956	1997
Vanderbilt	1-4-0	1939	2009
Virginia Military	2-0-0	1939	1975
Wagner	1-0-0	2015	-
Washington	0-0-1	1968	-
Wake Forest	1-0-1	1989	1990
Western Kentucky	0-1-0	2015	-
Western Michigan	1-0-0	2008	-
West Virginia	1-0-0	1964	-
Wisconsin	0-2-0	1952	1954
Wyoming	0-1-0	1998	-

Overall	W-L-T
College Opponents	454-564-31
Other Opponents	8-7-1
All Opponents	462-572-32

GAME-BY-GAME SERIES

Army (4-1-1)

N8, 1958	L	14-7	Houston
S30, 1995	T	21-21	West Point, N.Y.
S30, 2006	W	48-14	West Point, N.Y.
N8, 2008	W	38-31	Houston
O11, 2014	W	41-21	West Point, N.Y.
O24, 2015	W	38-21	Houston

Baylor (30-48-2)

N20, 1914	W	14-13	Houston
O8, 1915	L	26-0	Houston
O11, 1919	W	8-0	Waco
O9, 1920	W	28-0	Houston
N8, 1921	L	17-14	Waco
O14, 1922	L	31-0	Houston
N27, 1924	L	17-9	Houston
N26, 1925	T	7-7	Houston
N25, 1926	L	9-7	Houston
N24, 1927	W	19-12	Houston
N29, 1928	L	25-14	Houston
N30, 1929	L	19-0	Houston
N29, 1930	L	35-14	Waco
N28, 1931	W	20-0	Houston
N26, 1932	W	12-0	Waco

D2, 1933	L	7-6	Waco
D1, 1934	W	32-0	Waco
N30, 1935	L	6-0	Houston
N28, 1936	L	10-7	Houston
N27, 1937	W	13-7	Houston
N26, 1938	L	27-6	Waco
D2, 1939	L	10-7	Houston
N30, 1940	W	21-12	Houston
N29, 1941	W	28-14	Houston
N28, 1942	W	20-0	Waco
D1, 1945	L	17-14	Houston
N30, 1946	W	38-6	Houston
N29, 1947	W	34-6	Houston
N27, 1948	T	7-7	Waco
N26, 1949	W	21-7	Houston
D2, 1950	L	33-7	Waco
D1, 1951	L	34-13	Houston
N29, 1952	W	20-14	Waco
N28, 1953	W	41-19	Houston
N27, 1954	W	20-14	Waco
N26, 1955	L	15-7	Houston
D1, 1956	L	46-13	Waco
N30, 1957	W	20-0	Houston
N29, 1958	W	33-21	Waco

N28, 1959	L	23-21	Houston
N26, 1960	L	12-7	Waco
D2, 1961	W	26-14	Houston
D1, 1962	L	28-15	Waco
N30, 1963	L	21-12	Houston
N28, 1964	L	27-20	Waco
N27, 1965	L	17-14	Houston
N26, 1966	L	21-14	Waco
D2, 1967	W	27-25	Houston
N30, 1968	L	16-7	Waco
N29, 1969	W	34-6	Houston
N28, 1970	W	28-23	Waco
N27, 1971	W	23-0	Houston
D2, 1972	L	28-14	Waco
D1, 1973	W	27-0	Houston
N30, 1974	L	24-3	Waco
N29, 1975	L	25-7	Houston
N13, 1976	L	38-6	Houston
N12, 1977	L	24-14	Waco
N18, 1978	W	24-10	Houston
N17, 1979	L	45-14	Waco
N15, 1980	L	16-6	Houston
N14, 1981	W	17-14	Waco
N13, 1982	L	35-13	Houston

N12, 1983	L	48-14	Waco
N17, 1984	L	46-40	Houston
N16, 1985	L	34-10	Waco
N15, 1986	L	23-17	Houston
N14, 1987	L	34-31	Waco
N12, 1988	L	20-10	Houston
N18, 1989	W	6-3	Waco
N17, 1990	L	17-16	Houston
O12, 1991	W	20-17	Waco
N14, 1992	W	34-31	Houston
N13, 1993	L	38-14	Waco
N12, 1994	L	19-14	Houston
N18, 1995	L	34-6	Waco
S8, 2007	L	42-17	Waco
S18, 2010	L	30-14	Houston
S24, 2011	L	56-31	Waco
S26, 2015	L	70-17	Waco

Charlotte (1-0)

N28, 2015	W	27-7	Houston
-----------	---	------	---------

Florida Atlantic (2-0)

S28, 2013	W	19-14	Houston
O10, 2015	W	27-26	Boca Raton

Louisiana Tech (4-5)

S18, 1965	W	14-0	Rice Stadium
-----------	---	------	--------------

O27, 2001	L	41-38 ^{ot}	Ruston
O5, 2002	W	37-20	Rice Stadium
N27, 2003	W	49-14	Ruston
N29, 2004	L	51-14	Reliant Stadium
S 15, 2012	L	56-37	Ruston
N 16, 2013	W	52-14	Rice Stadium
N 29, 2014	L	76-31	Ruston
O30, 2015	L	42-17	Houston

North Texas (4-2)

N19, 1998	L	33-17	Houston
S27, 2008	W	77-20	Houston
S11, 2010	W	33-32	Denton
O31, 2013	L	28-16	Denton
O25, 2014	W	41-21	Houston
S19, 2015	W	38-24	Denton

Prairie View A&M

First Meeting

Southern Miss (4-2)

O3, 2007	W	31-29	Hattiesburg
O18, 2008	W	45-40	Houston
O 1, 2011	L	48-24	Hattiesburg
O 27, 2012	W	44-17	Houston
S27, 2014	W	41-23	Hattiesburg
N14, 2015	L	65-10	Houston

Stanford (3-1)

O5, 1957	W	34-7	Houston
S27, 1958	W	30-7	Palo Alto
O12, 1963	W	23-13	Houston
O10, 1964	L	34-7	Palo Alto

UTEP (12-7)

O26, 1996	W	48-21	El Paso
N22, 1997	W	31-13	Houston
N13, 1999	L	30-29	Houston
N11, 2000	L	38-21	El Paso
N17, 2001	W	27-17	Houston
O19, 2002	L	38-35	El Paso
N22, 2003	W	45-14	Houston
N13, 2004	L	35-28 ^{2ot}	El Paso
O29, 2005	L	38-31	Houston
N4, 2006	W	37-31	El Paso
N3, 2007	W	56-48	Houston
N1, 2008	W	49-44	El Paso
N21, 2009	W	30-29	Houston
O9, 2010	L	44-24	El Paso
N11,2011	W	41-37	Houston
N 24, 2012	W	33-24	El Paso
O 26, 2013	W	45-7	Houston
N 21, 2014	W	31-13	Houston
N6, 2015	L	24-21	El Paso

UTSA (3-1)

O 13, 2012	W	34-14	Houston
O 12, 2013	W	27-21	San Antonio
N 11, 2014	W	17-7	Houston
N21, 2015	L	34-24	San Antonio

Western Kentucky (0-1)

O3, 2015	L	49-10	Houston
----------	---	-------	---------

RICE BOWL HISTORY

1938 Cotton Bowl	Jan. 1, 1938	Dallas, Texas	Rice 28, Colorado 14
1947 Orange Bowl	Jan. 1, 1947	Miami, Fla.	Rice 8, Tennessee 0
1950 Cotton Bowl	Jan. 1, 1950	Dallas, Texas	Rice 27, North Carolina 13
1954 Cotton Bowl	Jan. 1, 1954	Dallas, Texas	Rice 28, Alabama 6
1958 Cotton Bowl	Jan. 1, 1958	Dallas, Texas	Navy 20, Rice 7
1961 Sugar Bowl	Jan. 2, 1961	New Orleans, La.	Ole Miss 14, Rice 6
1961 Bluebonnet Bowl	Dec. 16, 1961	Houston, Texas	Kansas 33, Rice 7
2006 New Orleans Bowl	Dec. 22, 2006	New Orleans, La.	Troy 41, Rice 17
2008 Texas Bowl	Dec. 30, 2008	Houston, Texas	Rice 38, Western Michigan 14
2012 Armed Forces Bowl	Dec. 29, 2012	Ft. Worth, Texas	Rice 33, Air Force 14
2013 Liberty Bowl	Dec. 31, 2013	Memphis, Tenn.	Mississippi State 44, Rice 7
2014 Hawai'i Bowl	Dec. 24, 2014	Honolulu, Hawai'i	Rice 30, Fresno State 6

CONFERENCE CHAMPIONSHIPS

Southwest Conference
1934, 1937, 1946, 1949, 1953-T, 1957, 1994-T

Conference USA
2013

2016-17 CONFERENCE USA BOWL PARTNERS

Date	Bowl	Matchup	Location	Time	Network
Dec. 17	Gildan New Mexico Bowl	C-USA vs. Mountain West	Albuquerque, N.M.	1 p.m.	ESPN
Dec. 19	R+L Carriers New Orleans Bowl	C-USA vs. Sun Belt	New Orleans, La.	8 p.m.	ESPN
Dec. 20	Boca Raton Bowl	C-USA vs. American	Boca Raton, Fla.	6 p.m.	ESPN
Dec. 23	Popeyes Bahamas Bowl	C-USA vs. American/MAC	Nassau, Bahamas	12 p.m.	ESPN
Dec. 24	Hawai'i Bowl	C-USA vs. Mountain West	Honolulu, Haw.	7 p.m.	ESPN
Dec. 26	Camping World Independence Bowl	C-USA vs. ACC/SEC	Shreveport, La.	5 p.m.	ESPN
Dec. 27	Zaxby's Heart of Dallas Bowl	C-USA vs. Big Ten	Dallas, Texas	11 a.m.	ESPN

All Times Central and Subject to Change



2016 RICE HONOR JERSEYS

This season, three Owls will continue the tradition of honoring past Rice Football greats by changing their jersey numbers. The Honor Jersey program began in 2012.




DAVID HOUSER

ZACH WRIGHT

17

Houser graduated from Rice as the Owls career leader in receiving (152), receiving yards (2,358) and receiving touchdowns (18) and he currently ranks sixth in receptions, third in yards and touchdowns. He holds the Owls' single game reception record with 14, set on the road at Florida in 1976.



DONALD BOWERS

EMMANUEL ELLERBEE

58

Bowers was a three-year starter at linebacker alongside Brigance for the Owls and was the team's third-leading tackling in both 1988 & 89. While completing his degree at Rice he served a student intern in the Research group of the Federal Reserve Bank of Dallas and began working there after graduation. He was named vice president of Federal Reserve Bank of Dallas' Houston Branch in 2015. He is past president of the Association of Rice Alumni.



RAY ALBORN

PETER GODBER

73

Alborn was a starting offensive lineman on the first back-to-back bowl teams in school history (1961 Sugar Bowl and 1961 Bluebonnet Bowl) and served as a team captain in 1961. After 10-year stint as a high school coach, he returned to Rice as an assistant under Al Conover in 1971 and in 1978 he became Rice's first homegrown head coach when he succeeded Homer Rice. He coached the Owls from 1978-1983 and later coached at Lamar from 1986-90.

Previous Honor Jerseys

1 **ND Kalu** - Christian Covington (2014)
12 **Stahle Vincent** - Charles Ross (2013)
24 **Mike Tyler** - Paul Porras (2013)
26 **King Hill** - Turner Petersen (2012)
40 **Bucky Allshouse** - Gabe Baker (2013)

57 **O.J. Brigance** - Cameron Nwosu (2012)
73 **Leland Winston** - Andrew Reue (2015)
78 **Richard Chapman** - Nico Carlson (2014)
90 **Rodrigo Barnes** - Cody Bauer (2013)
97 **Jeff Rose** - Stuart Mouchantaf (2015)

2016 RICE FOOTBALL SCHEDULE

SEPT. 1
SEPT. 10
SEPT. 16
SEPT. 24
OCT. 1
OCT. 15
OCT. 22
OCT. 29
NOV. 5
NOV. 12
NOV. 19
NOV. 26

AT WKU *
AT ARMY WEST POINT
BAYLOR
NORTH TEXAS *
AT SOUTHERN MISS *
UTSA *
PRAIRIE VIEW A&M
AT LOUISIANA TECH *
FLORIDA ATLANTIC *
AT CHARLOTTE *
UTEP *
AT STANFORD

BOWLING GREEN, KY
WEST POINT, N.Y.
RICE STADIUM
RICE STADIUM
HATTIESBURG, MISS.
RICE STADIUM
RICE STADIUM
RUSTON, LA.
RICE STADIUM
CHARLOTTE, N.C.
RICE STADIUM
PALO ALTO, CALIF.

7 P.M.
11 A.M.
7 P.M.
5 P.M.
6 P.M.
6 P.M.
2:30 P.M.
6 P.M.
2:30 P.M.
1 P.M.
11 A.M.
TBA

 CBS SPORTS
NETWORK

 CBS SPORTS
NETWORK

CBS SPORTS NETWORK

CBS SPORTS NETWORK

ESPN ESPN

 **BEIN SPORTS**

 **CAMPUS
INSIDERS**

CAMPUSINSIDERS

ESPN 3 ESPN3

 **CAMPUS
INSIDERS**

CAMPUSINSIDERS

ESPN 3 ESPN3

ALL TIMES CENTRAL AND SUBJECT TO CHANGE

*** - DENOTES CONFERENCE USA GAME**