

SCHOOL report card²⁰¹³₂₀₁₄

**HOW
DOES
YOUR SCHOOL
MEASURE
UP?**

Find out more at
<http://reportcard.lausd.net>

Developed in partnership with



EMERSON MIDDLE SCHOOL

1650 SELBY AVE
LOS ANGELES, CA 90024
310-234-3100

INTENSIVE SUPPORT AND
INNOVATION CENTER
213-241-0100

BOARD DISTRICT 4
STEVE ZIMMER
213-241-6387



Los Angeles Unified School District
Middle School

SCHOOL report card²⁰¹³₂₀₁₄

Dear Parent or Guardian,

I am proud to offer the 2013-2014 School Report Card. It shows useful information about each LAUSD school. It shows how well our schools and students are meeting the district's goals:

1. 100% graduation
2. Proficiency for all students
3. 100% attendance
4. Parent, student, and community engagement
5. School safety

The School Report Card also has resources you can use to stay informed and involved in your school and district community. This booklet has facts from many sources including what you told us in the School Experience Survey. It helps us to direct our attention, efforts, and celebrations. Please use the table of contents to quickly find what most interests you. Take the School Report Card to your student's school to discuss with other parents, guardians, and school staff. Please ask questions and make suggestions to your student's principal. You are our partner in the very important work of educating your child.

Ramon C. Cortines
Superintendent
213-241-7000

DIMONE WATSON
Principal
310-234-3100

Table of Contents:	Page
Graduation	1
Proficiency for All Students	2
Parent, Student, & Community Engagement	3-4
Student Demographics	4
School Safety	5
Attendance	6
Get Involved	6

EMERSON MIDDLE SCHOOL

400886 En-(MS)

► How many students are at this school? 593

ACCESS & ACHIEVEMENT

GOAL: 100% GRADUATION

► Are all students moving toward high school graduation?

Graduation requirements in high school are changing to improve college eligibility. Among these changes is passing all high school A-G courses. Students who build strong academic skills in reading and math will be more ready for high school, college and career success.

How many...	2012-13	2013-14	LAUSD Average
...8th graders are passing English language arts with a "C" or better?	65%	72%	75%
...8th graders are passing Math with a "C" or better?	67%	67%	74%
...Students with Individual Culmination Plan (ICP)?	--	33%	34%

Students who...	Number (percent) responding:	488 (82%)
...know which A-G courses they need to take to get into college.		48%
...know current progress toward meeting A-G requirements.		41%
...feel most adults at this school expect them to go to college.		67%

How many...	2013-14	LAUSD Average
...foster youth are completing a comprehensive academic assessment?	--	--

► What is the highest level of education students PLAN to complete?

Students responding: 445

High school	7%	2-year college	4%	Graduate school	24%
Vocational school	3%	4-year college	38%	Unsure of plans	24%

Note: On all pages, data not shown when the number of respondents is 10 or less to protect privacy and ensure statistical accuracy, or when data are not available.

ACCESS & ACHIEVEMENT

GOAL: 100% ATTENDANCE

► Do staff and students have high attendance?

	2012-13	2013-14	LAUSD Average
Staff with 96% or higher attendance	84%	56%	69%
Students with 96% or higher attendance	69%	72%	75%
Students with chronic absences	--	12%	10%

96% attendance is equal to 7 days absent and chronic absence is equal to 16 days absent

GET INVOLVED

► What you can do as a parent...

As a parent, you play a large role in your child's success in school. Aside from teachers and counselors, the school principal is someone every parent can talk to at the school. Many schools also have a parent center with additional resources for parents.

The principal of this school: WATSON, DIMONE A

The school phone number: 310-234-3100

Also take advantage of LAUSD's support through our local Educational Service Centers (ESC) and our Parent and Community Engagement (PACE) Center Teams.

Your PACE administrator is: RENE MARTINEZ

Your PACE administrator's phone number is: 213-241-0100

► Get more involved...

For resources like guidelines on how to help your child succeed in school, how to support your child's school, back to school tips, information about volunteering, school governance, parent centers, and advisory committees contact:

LAUSD Parent Community Engagement

(866) 669-7272

<http://families.lausd.net>

► Support a positive school climate...

To obtain information related to creating and maintaining peaceful and safe classrooms and school sites, visit the Human Relations, Diversity, and Equity office. Resources related to preventing bullying, harassment, online safety, and fair treatment can be found at:

<http://humanrelations.lausd.net>

CLIMATE & ENGAGEMENT

GOAL: SCHOOL SAFETY

► What is the discipline and safety climate at this school?

	No	Yes	LAUSD Percent Yes
Has the school fully implemented the Discipline Foundation Policy?	✓		38%

What did parents, students and staff say about discipline at this school?

Students:	Number (percent) responding:	495 (83%)
This school makes clear how students are expected to behave.	<div></div>	68%
Parents:	Number (percent) responding:	93 (22%)
At this school, student discipline is fair.	<div></div>	63%
Staff:	Number (percent) responding:	10 (28%)
I help maintain discipline in other areas of the school, not including my own classroom.	<div></div>	100%

How many students...	2012-13	2013-14	LAUSD Average
...were suspended one or more times?	4.1%	3.0%	1.5%

	Students	Parents	Staff
School grounds are safe.	75%	84%	71%
Adults at this school respond to bullying.	66%	76%	79%

► What was this school's health and safety rating?

The LAUSD Office of Environmental Health and Safety conducts regular inspections to ensure that school sites are meeting requirements. The inspection also identifies potential health, safety, and environmental risks. After the inspection, each school is given a rating, which indicates the degree to which the site meets standards.

Poor	Fair	Good
	✓	

Find updated information about your school's rating including corrective action notices and repair schedules at <http://achieve.lausd.net/oehs> or (213) 241-3199.

ACCESS & ACHIEVEMENT

GOAL: PROFICIENCY FOR ALL STUDENTS

► What are the Common Core State Standards?

The Common Core State Standards give us a clear set of learning goals in English language arts and math. They are being used by most states in the country. They show what a student should know and be able to do by the end of each grade. These real - world standards prepare students for success in college, career and life.

Last year, LAUSD students took a practice test of the Smarter Balanced Assessments. This test measures student achievement of Common Core State Standards. Scores from this test are not available for 2013 - 14 but will be reported in coming years.

► Are English learners preparing for reclassification to Fluent English Proficiency (RFEP)?

English Learners who...	2012-13	2013-14	LAUSD Average
...are making progress on the California English Language Development Test (CELDT)	56%	63%	50%
...are scoring proficient on the CELDT	45%	33%	33%
...are passing English courses with "C" or better	71%	84%	65%
...have not yet reclassified in 5 years	78%	56%	69%

► Are students with disabilities getting access to general education?

Students with disabilities who...	2012-13	2013-14	LAUSD Average
... are present in General Education Program at least 80% of the school day	56%	60%	62%






CLIMATE & ENGAGEMENT

GOAL: PARENT, STUDENT, AND COMMUNITY ENGAGEMENT



► How many parents, students and staff participated on the annual School Experience Survey?

Many of the items on the school report card come from the School Experience Survey. We use this information to make the school a better place.

School Experience Survey participation by:	2012-13	2013-14	LAUSD Average
Parents	11%	24%	26%
Students	94%	86%	77%
Staff	25%	22%	29%

Parents:	Number (percent) responding:	99 (24%)
I feel welcome to participate at this school.		89%
This school encourages me to participate in organized parent groups.		83%
I am a partner with this school in decisions made about my child's education.		74%
This school provides opportunities to help me support my child's learning.		87%
Staff:	Number (percent) responding:	11 (31%)
At this school, parents are partners with the school in decisions made about their children's education.		73%










► Are students engaged at this school?

Student Leadership, Engagement and Voice	Number (percent) responding:	493 (83%)
Adults at this school listen to what I have to say.		51%
I am proud to be a student at this school.		65%

CLIMATE & ENGAGEMENT

GOAL: PARENT, STUDENT, AND COMMUNITY ENGAGEMENT

► What is it like to be at this school?

Students:	Number (percent) responding:	502 (84%)
What we are learning takes a lot of thinking.		68%
Adults at this school know my name.		67%
My school provides extra learning support when I need it.		79%
My school offers many activities before or after school that support my personal growth.		79%
I have had a meeting with someone on the school staff to discuss my Individual Culmination Plan.		22%
Parents:	Number (percent) responding:	94 (22%)
My child's teachers talk with me about what my child is expected to learn in class.		56%
Staff:	Number (percent) responding:	13 (20%)
I am proud of this school.		69%
At this school, decisions are made based on students' needs and interests.		38%
I get the help I need to communicate with parents.		64%

STUDENT DEMOGRAPHICS

► Who are the students at this school?

► Total number of students enrolled: 593

► Percentage of students enrolled who are...

African American	20%	Gifted and talented	21%
American Indian	1%	Students with disabilities	13%
Asian	4%	English learners	13%
Filipino	1%	Reclassified fluent English proficient	24%
Latino	53%	Economically disadvantaged	63%
Pacific Islander	0%		
White	21%		