

## VOICE RECOGNITION (models with navigation)

To keep your eyes on the road and hands on the wheel, use voice commands for hands-free calling, navigation, audio, and climate control. For a full list of commands, say "Information" and "Voice Command Help."

### Key Functions by Voice Command

Control four different systems with the steering wheel buttons and the ceiling microphone.

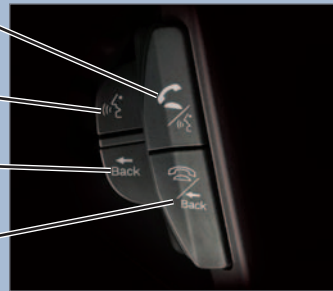


**HFL Talk button:** Give HFL commands or answer incoming calls.

**Navi Talk button:** Give navigation, audio, and climate control commands.

**Navi Back button:** Cancel a command or return to the previous screen.

**HFL Back button:** End a call, go back to the previous command, or cancel an operation.



### Voice Command Tips

- **Press and release** the HFL or Navi Talk button, wait for a beep, then give a command.
- For a list of available HFL commands, **press and release** the HFL Talk button and **say** "Hands-free help."
- For a list of available navigation commands, **press and release** the Navi Talk button and **say** "Help."
- Speak in a clear, natural voice.
- Reduce all background noise.
- Adjust the dashboard and side vents away from the microphone in the ceiling.
- Close the windows.

### NAVIGATION p. 16



### BLUETOOTH® HANDSFREELINK® p. 18



### AUDIO p. 15



### CLIMATE p. 15



## Commonly Used Voice Commands

Here are some examples of commonly used voice commands. Try some of these to familiarize yourself with the voice command system.

Press and release the Navi Talk button before you give a command.

### Locate Points of Interest

**Say** a command like “Display restaurant” to see restaurant icons appear on the map.



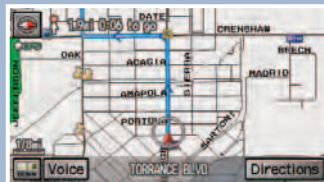
**Say** a command like “Display gas stations” to see gas station icons appear on the map.



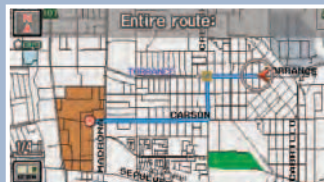
Press and release the Navi Talk button before you give a command.

### Get Navigation Route Information

After a destination is entered, **say** “How far to destination?” to hear the remaining distance.




**Say** “Display entire route” to see the routing method the system mapped for your destination.



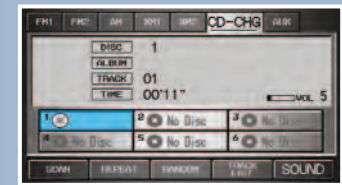
Press and release the Navi Talk button before you give a command.

### Make Audio Selections

**Say** a command like “Radio 97.1 FM” to select that station.



**Say** a command like “CD play track 1” to hear that song on a currently inserted CD.



Press and release the Navi Talk button before you give a command.

### Adjust the Vehicle's Climate Setting

**Say** a command like “Air conditioner on” to start the air conditioning system.



**Say** a command like “Fan speed 4” to adjust the fan speed.



## Commonly Used Voice Commands (Continued)

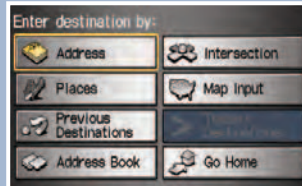
Here are some examples of commonly used voice commands. Try some of these to familiarize yourself with the voice command system.

Press and release the Navi Talk button before you give a command.

### General Commands

(Accepted on most screens to change displays)

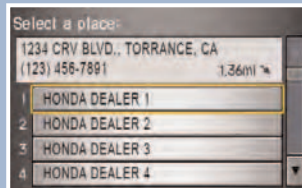
- Display map
- Display menu
- Information
- Display audio screen
- What time is it?



### Find Place Commands

(Accepted on Map screen)

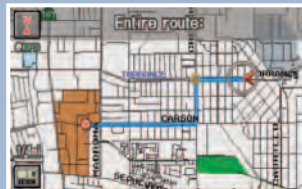
- Find nearest:
  - ATM
  - Honda dealer
  - gas station
  - airport
  - Mexican restaurant
  - hospital
  - bank
  - post office



### Navigation Commands

(Accepted on Map screen)

- How long/far to destination?
- Display destination
- Display entire route



### Display Commands

(Accepted on Map screen)

- Display (or hide):
  - ATM
  - gas station
  - restaurant
  - post office
- Display north up/heading up
- Zoom in/out
- Go home
- Display current location




Press and release the Navi Talk button before you give a command.

### Audio Commands

(Accepted on most screens)

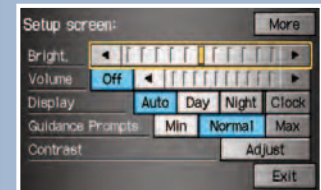
- Radio on
- Radio # FM/AM
- Radio preset 1/2/3/4/5/6
- XM channel #
- XM preset 1/2/3/4/5/6
- CD play
- CD play track #
- CD skip forward/back
- Auxiliary (AUX) play



### Setup Commands

(Accepted on Setup screen)

- Brightness up/down
- Volume up/down/min/max/off
- Guidance prompts min/max/normal



### Climate Control Commands

(Accepted on most screens)

- Air conditioner on/off
- Rear defrost on/off
- Climate control recirculate/fresh air
- Fan speed up/down
- Temperature # degrees (# = 57-87)
- Temperature max hot/cold



### Help Commands

(Accepted on most screens)

- Help (list of available commands for current screen)
- Voice command help (from INFO screen - list of all available navigation, audio, and climate control commands)

