

[Previous](#) | [Next](#)






Pearson Knowledge Base » eText Production » eText Production Discussions » eText Offline Packaging Issues »

CD/DVD AudioText links issue on PC

[Change Subscription](#)

Original Message

(Posted just now - 02:20pm Jul 16, 2012 EST)



by [Baljeet Singh](#) (Posts: 35) (IP: IP not logged)

Hi Erik,

We have exported few offline (CD/DVD) packages successfully and it's working just fine on MAC. But AudioText links are not working when we trying on PC.

Could you please have a look and suggest a solution.

Here is title for your reference:
Identifier: VA_SE_G6_etext
Global ID: CM93586849
Book ID: 1006762
CD/DVD Package link:
sftp://ftp.ebookcm.pearsoncmg.com//home/ebookcmftp_prod/simpleebook/curriculum/science/high_school/VA_SE_G6_etext/final/offlinepackages/cdrom/VA_SE_G6_etext_cdrom.zip

Please refer page 10 for AudioText link.

Thanks,
Baljeet

Asst. Manager, Education and Learning / Aptara, Inc.

Messages 1 - 1 of 1 [Post Message](#)

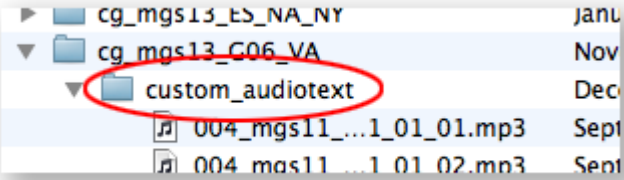
☐ Select/Deselect All [Delete Selected](#) [Move Selected](#)

(Msg # 1 : Posted Jul 27, 2012 11:34 am)

by [Erik Unhjem](#) (Posts: 874)

Hi Baljeet,

There are several issues involved here, beginning with where the audio/text synch audio files were uploaded to the the Pearson Media Server, and how that folder was named.



While the folder name used is perhaps descriptive and identifies the contents, the Content Manager's media harvesting feature is expecting audio/text synch files to be in a folder named "mp4", within a folder named "audiotext". As a result of the mis-named folder and file organization, the audio/text synch files could not be automatically harvested while validating the CDR

The audio/text synch content was also not properly targeted in the Authoring server:

Pearson eText Authoring and Proofing Tool

Erik Unhjem

Authoring Home - Authoring Menu - File Paths

Task Complete

Virginia Interactive Science - Gr

Use the section below to specify SWF and Asset File Paths for this book. Click on Task Complete when you are done with this section.

SWF File Path

Asset File Path

Audio-Text Synth

http://media.pearsoncmg.com

chromelessurl

http://media.prod1.ebookplus.pearsoncmg.com/

flv

http://streaming.prod1.ebookplus.pearsoncmg.com/

h264

http://media.prod1.ebookplus.pearsoncmg.com/

image

http://media.prod1.ebookplus.pearsoncmg.com/

mp3

http://media.pearsoncmg.com/curriculum/science/cg_mgs13_G06_VA/

swf

http://media.prod1.ebookplus.pearsoncmg.com/

url

http://media.prod1.ebookplus.pearsoncmg.com/

virtuallearningasset

Save

Cancel

The Audio-Text-Synch URL should have been more fully configured to identify the location of the audio files. It should have indicated "http://media.pearsoncmg.com/curriculum/science/cg_audiotext/mp3"

3 of 9

4/30/13 11:17 AM

During validation, the location of the audio/text synch audio files needs to be configured in the Simple- or Standard-eBook workflow tabs by entering the URL in the "Media Assets" field, by the "audiotext/mp3" portion, which the Content Manager assumes.

Select Edition As:	commonedition
Media Server:	http://media.pearsoncmg.com
Authoring Server:	<input type="radio"/> PROD2 <input checked="" type="radio"/> PROD1 <input type="radio"/> PROD3

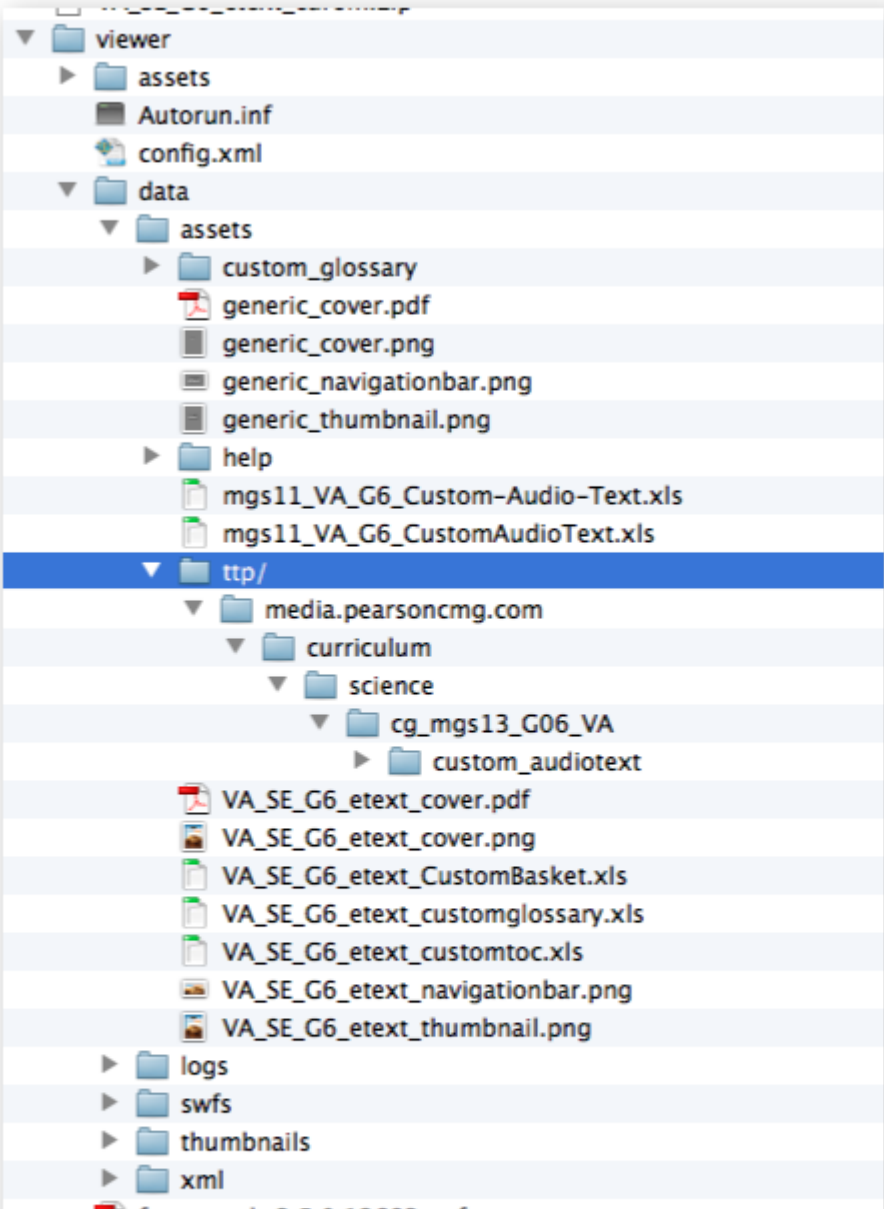
That URL should have indicated "http://media.pearsoncmg.com/curriculum/science/cg_mgs13_G06_VA/" instead of just the default "http://media.pearsoncmg.com" entry.

As a result of those incorrect entries, the Content Manager was not able to automatically copy the audio/text files from the Media Server to the Content Manager for incorporation into the eBook package.

Compounding the issue, the URL of the audio/text synch files had a typo in the exported page audio XML files -- an "h" is missing:

```
<?xml version="1.0" encoding="UTF-8" standalone="no" ?>
<page bookid="CM93586849" pageid="1599835" version="1.0" logicalpagenumber="598" linktypelocation="http://media.pearsoncmg
Δ  <flow iconxy="184, 64" label="Listen now"
clipsrc="ttp://media.pearsoncmg.com/curriculum/science/cg_mgs13_G06_VA/custom_audiotext/092_mgs11_SE_05_03_03_01.mp3"
floworder="0" xMax="" xMin="" yMax="" yMin="" iconwh="33,34" useicon="Y">
Δ  </flow>
</page>
```

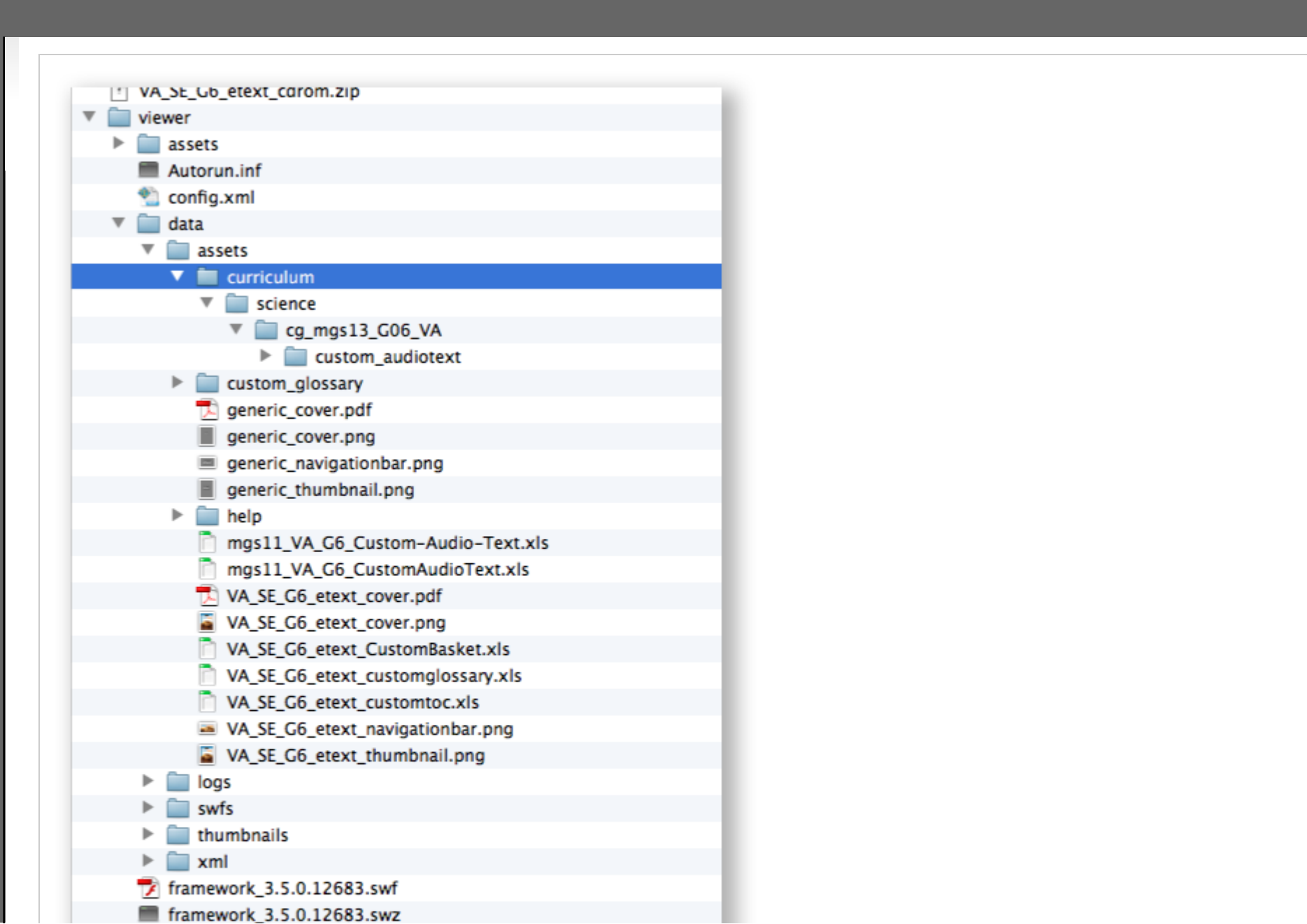
As a result, the audio/text audio files when manually harvested ended up in a strangely named and incorrect folder file path -- "ttp/" -- in the exported package on the Content Manager FTI



But the part of the URL with the typo is redundant and shouldn't be there, since the URL on that line works in conjunction with the rest of the URL on the previous line:

```
<?xml version="1.0" encoding="UTF-8" standalone="no" ?>
<page bookid="CM93586849" pageid="1599835" version="1.0" logicalpagenumber="598" linktypelocation="http://media.pearsoncmg
Δ <flow iconxy="184, 64" label="listen now"
clipsr="/curriculum/science/cg_mgs13_G06_VA/custom_audiotext/092_mgs11_SE_05_03_03_01.mp3" floworder="0" xMax="" xMin=""
yMin="" iconwh="33,34" useicon="Y">
Δ </flow>
</page>
```

And the audio files are supposed to then have a corresponding path in the data/assets folder of the exported package:



You should be able to resolve your audio playback issues by reconfiguring the file path of the audio/text synch audio files in the exported package and then do a global search-and-replace unwanted "ttp://media.pearsoncmg.com" part of the URL in all of the individual audio/text page XML files.

I strongly recommend that you locally test -- on both Mac and PC -- any exported offline package before creating an ISO.

Regards,

Erik

eText Systems Product Manager

Messages 1 - 1 of 1

[Post Message](#) | [Edit Discussion](#) | [Delete Discussion](#) | [Change Subscription to this Discussion](#)

Pearson Knowledge Base > eText Production > eText Production Discussions > eText Offline Packaging Issues >

Post Message:

You are logged in as **Erik Unhjem**.

To post a message, compose your text in the box below, then click on **Post My Message** (below) to send the message.

Add
Subscribers:

Everyone with read access will be able to see your message, so you can just leave this list blank. If you wish to register users to receive posts to this discussion via email, [lookup and add subscribers](#) simply type each user's email address (it must be the one used to register at the Knowledge Base) in the text field above.

Title:

Message:

Click to add:

H B / ↗ ↘ ↙ ⌨ — A G A @ URL ?

Attachments: Browse...

Browse...

Browse...

Post My Message Check Spelling Preview

You cannot rewrite history, but you will have 30 minutes to make any changes or fixes after you post a message. Just click on the `edit` button which follows your message after you post it

>>>>>>>>> You are a HOST of this section <<<<<<<<<<

© (c)2002 -2013 [Pearson](#) All rights reserved

Manage Content Blobs

Show Edit Links