




# GAME 4

SEPTEMBER 24 // 3:30 P.M.

Neyland Stadium (102,455)



## No. 19 Florida Gators // 3-0, 1-0 SEC No. 14 Tennessee Volunteers // 3-0, 0-0 SEC

### THE STORYLINE

- After surrendering a mere 53 total yards, which is the lowest Florida has allowed in school history, and logging 225-plus rushing yards in consecutive games for just the second time since 2010, the Gators improved to 3-0 after blanking North Texas, 32-0. With the win, UF is now 3-0 for the 10th time in the last 12 seasons.
- Defensively, UF's 14 points allowed this season are the fewest it's surrendered in its first three games of a season since 1966.
- The Gators have held their first three opponents under 200 total yards this year — the 1997, 2006, 2009, and 2014 Gators are the only other UF teams to do that at least three times **in an entire season** since 1996. In addition, UF is the only FBS team this year to hold three opponents to fewer than 200 total yards.
- Florida is the only FBS team ranked in the top 10 in passing defense (second), rushing defense (second). The Gators also lead the nation in total defense, scoring defense, sacks, and opponent completion percentage.
- UF is one of two FBS teams who has not surrendered a passing touchdown this season. In addition, UF is one of three FBS teams (Stanford, Miami (FL)) whose opponents have scored fewer than three touchdowns this season.
- UF's converted 58% (29-of-50) of its third downs in 2016, which ranks third in the country and first in the SEC.
- Florida has logged 225-plus rushing yards in consecutive games for just the second time since 2010, with the only other occurrence coming on Sept. 6 & 13, 2014 (Eastern Michigan, Kentucky). Against UNT last weekend, UF had four different running backs rush for a touchdown for the first time since Sept. 13, 2003 (Florida A&M).
- Onto the fourth week of the season, UF travels to Knoxville to face SEC Eastern Division rival Tennessee in Neyland Stadium on Saturday at 3:30 p.m. This will be the first meeting since 2012 and second since 2007 that both schools are ranked in the polls.
- Including this year, 19 of the last 21 meetings between the Southeastern Conference East Division rivals has aired on CBS. In addition, the Gators & Vols will be featured on ESPN's College GameDay.
- Saturday will be the ninth time Tennessee has hosted the show. The Vols enter this weekend with a 2-6 (.250) mark in those contests. Overall, UT has appeared in the on-site game 18 times for a record of 7-11 (.388). Florida has hosted the show 12 times for an at-home record of 8-4 (.666) and has appeared in the on-site game 36 times for an overall record of 24-12 (.666).
- Florida's 37th appearance on GameDay is more than any other school in the country.
- UF has won a series-best 11 consecutive games against the Volunteers dating back to 2005, including a 28-27 victory a season ago in Gainesville. UF has outscored UT 319-179 during the streak, making for an average margin of victory 29.0-16.3 (12.7 points). UF also has a +13 turnover margin (27-14) during the streak as well.
- Longest Active Win Streaks in Rivalry Series

Opponents	Current Streak
Army – Navy	14 – Navy
Boise State – Idaho	12 – Boise State
Minnesota – Wisconsin	12 – Wisconsin
Oregon – Washington	12 – Oregon
<b>Florida – Tennessee</b>	<b>11 – Florida</b>
Cincinnati – Miami (Ohio)	10 – Cincinnati

### LAST TIME OUT – NORTH TEXAS

UF's defense set a school record by allowing just 53 total yards in a 32-0 victory in front of 86,848 at "The Swamp." The Gators got rushing touchdowns from four different backs, a field goal from Eddy Pineiro and an early safety from its defensive front to ring up the program's first shut-out since blanking Eastern Michigan 65-0 to start the 2014 season.

Meanwhile, on offense, the Gators cranked out 471 yards of offense, with 255 for a ground attack that was spread quite nicely across the board. Running backs Mark Thompson finished with 85 yards, Jordan Scarlett with 62, Lamical Perine with 57 and Jordan Cronkrite with 46.

### COACH TO CURE

This week the Florida and Tennessee coaching staffs will be wearing special arm patches in honor of the AFCA's Coach to Cure MD program. This is the ninth year coaches around the country join together to raise funding and awareness of Duchenne muscular dystrophy. Fans are encouraged to donate by texting "CURE" to 90999 or visiting [www.CoachtoCureMD.org](http://www.CoachtoCureMD.org).

Coach to Cure MD is a partnership between the American Football Coaches Association (AFCA) and Parent Project MD and the program has raised more than \$1.2 million over the last eight years. Last year, more than 10,000 coaches at 525 colleges at all levels participated.

### BROADCAST INFORMATION – #UFvsTENN

#### CBS

Play-by-Play: Verne Lundquist  
Analyst: Gary Danielson  
Sideline: Allie LaForce

#### Gator IMG Sports Network

Play-by-Play: Mick Hubert  
Analyst: Lee McGriff  
Sideline: Brady Ackerman

### MATCHUP AT A GLANCE

Overall: 26-19, UF  
Last 10 Meetings: 10-0, UF  
In Gainesville: 13-5, UF  
In Lexington: 12-11, UF  
At Neutral Sites: 3-1, UT

### FLORIDA (3-0, 1-0 SEC)

Head Coach: Jim McElwain  
Record: 35-20 overall (5th year)  
13-4 at UF (2nd year)  
Rankings: AP - 19 | Coaches - No. 16  
2015 Record: 10-4, 7-1 SEC

### TENNESSEE (3-0, 0-0 SEC)

Head Coach: Butch Jones  
Record: 74-44 overall (10th year)  
24-17 at UT (4th year)  
Rankings: AP - 14 | Coaches - No. 12  
2015 record: 9-4, 5-3 SEC

### 2016 SCHEDULE

#### September (3-0)

3	UMASS	W, 24-7
10	KENTUCKY*	W, 45-7
17	NORTH TEXAS	W, 32-0
24	at Tennessee* (CBS)	3:30 p.m.

#### October (0-0)

1	at Vanderbilt*	
8	LSU*	
15	MISSOURI*	
22	Bye	
29	vs. Georgia* (CBS)	3:30 p.m.

#### November (0-0)

5	at Arkansas*	
12	SOUTH CAROLINA*	
19	PRESBYTERIAN	
26	at Florida State	

#### December

3	SEC Championship (Atlanta, Ga.)	
---	---------------------------------	--

Home: 3-0    \*SEC Games: 1-0    Neutral: 0-0  
Away: 0-0    Non-Conference: 2-0

### FOOTBALL COMMUNICATIONS CONTACTS

**Steve McClain** Senior Associate Athletics Director  
[SteveM@gators.ufl.edu](mailto:SteveM@gators.ufl.edu)

**Will Pantages** Assistant Director  
[WillP@gators.ufl.edu](mailto:WillP@gators.ufl.edu)

**Dan Apple** Assistant Director  
[DanielA@gators.ufl.edu](mailto:DanielA@gators.ufl.edu)



@GatorsFB // #GoGators

## QUICK FACTS

## GENERAL INFORMATION

**Location:** Gainesville, Fla.**Enrollment:** 53,744**President:** Dr. Kent Fuchs**Athletics Director:** Jeremy Foley**Conference:** Southeastern Conference**Nickname:** Gators**Colors:** Orange (PMS 172) & Blue (PMS 287)**Stadium (Capacity):** Ben Hill Griffin Stadium (88,548)**Surface:** Grass**Press Box Number:** (352) 378-9590

## COACHING STAFF

**Head Coach:** Jim McElwain (Eastern Washington, 1983)**Defensive Coordinator:** Geoff Collins (Western Carolina, 1994)**Wide Receivers:** Kerry Dixon II (Hampton, 2004)**Defensive Backs:** Torrian Gray (Virginia Tech, 1996)**Tight Ends/Special Teams Coordinator:** Greg Nord (Kentucky, 1980)**Offensive Coordinator/Quarterbacks:** Doug Nussmeier (Idaho, 1994)**Defensive Line:** Chris Rumph (South Carolina, 1994)**Associate Head Coach/Co-Coordinator/Linebackers:**

Randy Shannon (Miami, 1989)

**Running Backs:** Tim Skipper (Fresno State, 2001)**Offensive Line:** Mike Summers (Georgetown, 1978)**Director of Strength & Conditioning:** Mike Kent (Fairmont State, 1982)

## FOOTBALL HISTORY

**All-Time Record:** 702-404-40 (110 years)**2015 Record:** 10-4 (7-1, 1st in SEC East)**First Season of Football:** 1906**Bowl Games:** 42 (21-21)**National Championships:** 3 ('96, '06, '08)**SEC Championships:** 8 ('91, '93, '94, '95, '96, '00, '06, '08)

## 2016 GATOR CAPSULE

**Offense:** Multiple**Defense:** Multiple

LETTERWINNERS	Returning:	Lost:
Offense:	24	12
Defense:	21	9
Specialty:	5	1
TOTAL:	50	22
STARTERS	Returning:	Lost:
Offense:	6	5
Defense:	6	5
Specialty:	4	1
TOTAL:	16	11

## YOUNG GATORS

- Through three games, UF has played 13 true freshmen and 22 newcomers. In the season opener against UMass, 17 of the 51 players (33.3%) that saw action were making their Florida debut. In 2016, true freshmen have 23 tackles thus far.

- In 16 total games under head coach Jim McElwain, true freshmen have accomplished the following...

- 132 total games played | 35 starts on offense/defense | 14 total touchdowns | 110 rushes for 518 yards | 55 receptions for 982 yards | 57 tackles, 11.5 tackles-for-loss, 5.5 sacks

- In 2016, Florida returned 50 letterwinners and 16 starters. UF has the third-fewest seniors in the country with 15.

## QUICK HITS

- Florida entered the season ranked in the preseason AP Poll for the first time since 2013. However, UF was the lowest ranked defending SEC East champion since the conference created a championship game in 1992.

- Florida has the same offensive coordinator for the second year in a row, as Doug Nussmeier enters year two with the Gators. UF has had a different offensive coordinator for the past three years (2015-Nussmeier, 2014-Roper, 2013-Pease).

- Florida's last four head coaches have posted a combined 42-10 (.808) mark in their second season at the helm. Last season, Jim McElwain became the only coach in UF history to lead the Gators to the SEC Championship game in his debut season. In addition, he became Florida's first coach to win 10 games in his inaugural season.

- UF's 12-game 2016 schedule features five teams that played in a bowl last season, five that won at least 8 games (including two that had 10-plus victories) and three that were in the final AP rankings. In addition, Florida plays four teams ranked in the preseason AP Top 25 poll.

- UF has scored in 349 consecutive games, a streak that ranks third on the NCAA's all-time list, trailing only Michigan (365, 1984-04) and BYU (361, 1975-03). In addition, it's the longest active streak in the country.

- The Gators return six offensive linemen this season who have started at least one game at UF: David Sharpe (13), Cam Dillard (11), Martez Ivey (8), Antonio Riles (6) Tyler Jordan (2) and Fred Johnson (2). Last season, Florida only had one.

- Florida is one of 12 FBS teams and one of two SEC teams (Missouri) to allow one or zero sacks this year.

## CROSSING PATHS

- UT has nine players on their roster from the state of Florida, but UF has zero student-athletes on its roster from Tennessee.

- Florida head coach Jim McElwain and Tennessee associate head coach/defensive line coach Steve Stripling were both members of the Michigan State coaching staff during the 2003 and 2004 seasons. McElwain was the assistant head coach and wide receivers and special teams coach, while Stripling over saw the Spartans' defensive line. The two also coached together at Louisville in 2001 and 2002, with McElwain coaching wide receivers and special teams and Stripling serving as its defensive line coach. McElwain and Tennessee's senior associate athletics director, football administrator Mike Vollmar worked together at Michigan State (2003-05) and Alabama (2008-10). McElwain was the offensive coordinator at Alabama, while Vollmar was the associate athletic director for football in Tuscaloosa and the director of football operations at Michigan State. Florida offensive coordinator Doug Nussmeier and Tennessee offensive coordinator/quarterbacks coach Mike DeBord were both on Michigan's staff for the 2014 season. Florida associate head coach/linebackers coach Randy Shannon was a linebacker at Miami (Fla.) during Tennessee assistant head coach/defensive backs coach Willie Martinez's two-year stint as a graduate assistant with the Hurricanes from 1985-86. Tennessee wide receivers coach/passing game coordinator Zach Azzanni worked on Florida's staff as its passing game coordinator and wide receivers coach for the 2010 season. Tennessee tight ends coach and special teams coordinator Larry Scott, a native of Sebring, Fla., spent his entire coaching career in Florida prior to this year. After stints at three different Sunshine State high schools, Scott coached at South Florida (2005-12) and Miami (Fla.) (2013-15). University of Tennessee Chancellor Dr. Jimmy G. Cheek worked at Florida for 34 years as a member of the faculty and administration.

## SERIES HISTORY &amp; LAST MATCHUP

- Series History | Florida 26, Tennessee 19** -- UF holds the series edge over UT, 26-19, and has not lost to the Volunteers since 2004. Florida has outscored Tennessee 319-179 during the streak, making for an average margin of victory 29.0-16.3 (12.7 points). Prior to the streak, the Volunteers had won two straight over the Gators.

- 2015 | Florida 28, Tennessee 27** (Gainesville) -- Down 13 points with less than five minutes remaining, Antonio Callaway's electrifying 63-yard touchdown reception with 1:26 play was the difference in Florida's stunning 28-27 defeat of Tennessee before a frenzied crowd of more than 90,527. Volunteers kicker Aaron Medley was wide right on a 55-yard field goal as time expired, as the Gators maintained their mastery over their Southeastern Conference rival by defeating the Vols for the 11th straight time, dating to 2005, and the 24th time in the last 30 meetings.

# AROUND THE SEC

## 2016 SEC STANDINGS

	Conf. Games		All Games	
	Eastern Division			
Florida	1-0	1.000	3-0	1.000
Georgia	1-0	1.000	3-0	1.000
South Carolina	1-1	.500	2-1	.666
Tennessee	0-0	.000	3-0	1.000
Kentucky	0-1	.000	1-2	.333
Missouri	0-1	.000	1-2	.333
Vanderbilt	0-1	.000	1-2	.333
	Western Division			
Alabama	1-0	1.000	3-0	1.000
Texas A&M	1-0	1.000	3-0	1.000
LSU	1-0	1.000	2-1	.666
Mississippi St.	1-1	.500	1-2	.333
Arkansas	0-0	.000	3-0	1.000
Auburn	0-1	.000	1-2	.333
Ole Miss	0-1	.000	1-2	.333

## THIS WEEK'S SCHEDULE

### Saturday, Sept. 24

Kent State at Alabama, 12:00 p.m. (SEC Network)  
 Georgia at Ole Miss, 12:00 p.m. (ESPN)  
 Florida at Tennessee, 3:30 p.m. (CBS)  
 Mississippi State at UMass, 3:30 p.m. (ESPN3)  
 Delaware State at Missouri, 4:00 p.m. (SEC Network)  
 Vanderbilt at Western Kentucky, 4:30 p.m. (CBS Sports Network)  
 LSU at Auburn, 6:00 p.m. (ESPN)  
 South Carolina at Kentucky, 7:30 p.m. (SEC Network)  
 Arkansas at Texas A&M, 9:00 p.m. (ESPN)

• All times listed – Eastern

## GATORZONE ON SUN SPORTS

In its 15th season this fall, GatorZone features all the latest news and information on Gator athletics. Join hosts Jeff Cardozo and Megan Parler every Wednesday at 5:30 pm on Sun Sports as they keep you up-to-date on all things Orange and Blue. Plus, enjoy in-depth coverage of your favorite Gator student-athletes and programs from UF's GatorVision staff, as we highlight their accomplishments both on and off the field. GatorZone - the award-winning show for the Gator Nation.

## TRACKING THE OPPONENTS

### UMASS (1-2)

9/3	at Florida	L, 24-7
9/10	Boston College	L, 26-7
9/17	FIU	W, 21-13
9/24	Mississippi State	
10/1	Tulane	
10/8	at Old Dominion	
10/15	LA Tech	
10/22	at South Carolina	
10/29	Wagner	
11/5	at Troy	
11/12	bye	
11/19	at BYU	
11/26	at Hawaii	

### VANDERBILT (1-2, 0-1)

9/1	South Carolina	L, 13-10
9/10	Middle Tennessee	W, 47-24
9/17	at Georgia Tech	L, 38-7
9/24	at Western Kentucky	
10/1	Florida	
10/8	at Kentucky	
10/15	at Georgia	
10/22	Tennessee State	
10/29	bye	
11/5	at Auburn	
11/12	at Missouri	
11/19	Ole Miss	
11/26	Tennessee	

### ARKANSAS (3-0, 0-0)

9/3	LA Tech	W, 21-20
9/10	at TCU	W, 41-38 (20T)
9/17	Texas State	W, 42-3
9/24	Texas A&M	
10/1	Alcorn State	
10/8	Alabama	
10/15	Ole Miss	
10/22	at Auburn	
10/29	bye	
11/5	Florida	
11/12	LSU	
11/19	at Mississippi State	
11/25	at Missouri	

### KENTUCKY (1-2, 0-1)

9/3	Southern Miss	L, 44-35
9/10	at Florida	L, 45-7
9/17	New Mexico State	W, 62-42
9/24	South Carolina	
10/1	at Alabama	
10/8	Vanderbilt	
10/15	bye	
10/22	Mississippi State	
10/29	at Missouri	
11/5	Georgia	
11/12	at Tennessee	
11/19	Austin Peay	
11/26	Louisville	

### LSU (2-1, 1-0)

9/3	Wisconsin	L, 16-14
9/10	Jacksonville State	W, 34-13
9/17	Mississippi State	W, 23-20
9/24	at Auburn	
10/1	Missouri	
10/8	at Florida	
10/15	Southern Miss	
10/22	Ole Miss	
10/29	bye	
11/5	Alabama	
11/12	at Arkansas	
11/19	South Alabama	
11/24	at Texas A&M	

### SOUTH CAROLINA (2-1, 1-1)

9/1	at Vanderbilt	W, 13-10
9/10	at Mississippi State	L, 27-14
9/17	East Carolina	W, 20-15
9/24	at Kentucky	
10/1	Texas A&M	
10/8	Georgia	
10/15	bye	
10/22	UMass	
10/29	Tennessee	
11/5	Missouri	
11/12	at Florida	
11/19	Western Carolina	
11/26	at Clemson	

### NORTH TEXAS (1-2, 0-0)

9/3	SMU	L, 34-21
9/10	Bethune-Cookman	W, 41-20
9/17	at Florida	L, 32-0
9/24	at Rice	
10/1	Middle Tennessee	
10/8	Marshall	
10/15	bye	
10/22	at Army	
10/29	at UTSA	
11/5	LA Tech	
11/12	at Western Kentucky	
11/19	Southern Miss	
11/26	at UTEP	

### MISSOURI (1-2, 0-1)

9/3	at West Virginia	L, 26-11
9/10	Eastern Michigan	W, 61-21
9/17	Georgia	L, 28-27
9/24	Delaware State	
10/1	at LSU	
10/8	bye	
10/15	at Florida	
10/22	Middle Tennessee	
10/29	Kentucky	
11/5	at South Carolina	
11/12	Vanderbilt	
11/19	at Tennessee	
11/25	Arkansas	

### PRESBYTERIAN (1-2, 0-0)

9/1	at Central Michigan	L, 49-3
9/10	at Chattanooga	L, 34-0
9/17	at Campbell	W, 31-14
9/24	Florida Tech	
10/1	bye	
10/8	at Gardner-Webb	
10/13	Monmouth	
10/22	at Charleston-Southern	
10/29	Coastal Carolina	
11/5	Liberty	
11/12	at Kennesaw State	
11/19	at Florida	

### TENNESSEE (3-0, 0-0)

9/1	Appalachian State	W, 20-13
9/10	Virginia Tech	W, 45-24
9/17	Ohio	W, 28-19
9/24	Florida	
10/1	at Georgia	
10/8	at Texas A&M	
10/15	Alabama	
10/22	bye	
10/29	at South Carolina	
11/5	Tennessee Tech	
11/12	Kentucky	
11/19	Missouri	
11/26	at Vanderbilt	

### GEORGIA (3-0, 1-0)

9/3	North Carolina	W, 33-24
9/10	Nicholls State	W, 26-24
9/17	at Missouri	W, 28-27
9/24	at Ole Miss	
10/1	Tennessee	
10/8	at South Carolina	
10/15	Vanderbilt	
10/22	bye	
10/29	vs. Florida	
11/5	at Kentucky	
11/12	Auburn	
11/19	LA-Lafayette	
11/26	Georgia Tech	

### FLORIDA STATE (2-1, 0-1)

9/5	Ole Miss	W, 45-34
9/10	Charleston Southern	W, 52-8
9/17	at Louisville	L, 62-20
9/24	at USF	
10/1	North Carolina	
10/8	at Miami (FL)	
10/15	Wake Forest	
10/22	bye	
10/29	Clemson	
11/5	at NC State	
11/11	Boston College	
11/19	at Syracuse	
11/26	Florida	

COMBINED RECORD OF OPPONENTS: 21-15 (.583)

## STAT COMPARISON

Florida Stats	Rank (NCAA/SEC)		Tennessee Stats	Rank (NCAA)
202.0	50/4	<b>Rushing Offense</b>	189.0	56/7
264.0	38/4	<b>Passing Offense</b>	162.0	109/12
138.05	65/6	<b>Pass Eff.</b>	132.83	72/7
466.0	40/4	<b>Total Offense</b>	351.0	101/11
33.7	58/6	<b>Scoring Offense</b>	31.0	69/8
42.3	2/1	<b>Rushing Defense</b>	152.7	71/9
87.3	2/1	<b>Pass Defense</b>	184.0	35/2
60.39	2/1	<b>Pass Eff. Defense</b>	115.74	44/7
129.7	1/1	<b>Total Defense</b>	336.7	39/5
4.7	1/1	<b>Scoring Defense</b>	18.7	35/5
41.89	16/2	<b>Net Punting</b>	39.56	41/7
5.0	86/10	<b>Punt Returns</b>	2.33	106/14
19.40	86/9	<b>Kickoff Returns</b>	23.67	41/5
1.00	21/1	<b>Turnover Margin</b>	0.67	36/4
5.33	1/1	<b>Sacks</b>	1.00	105/12
7.7	30/3	<b>Tackles for Loss</b>	6.0	63/5
0.33	6/1	<b>Sacks Allowed</b>	2.33	84/9

## INDIVIDUAL STAT LEADERS

## RUSHING

Florida	G	Att	Yds	Avg	TD	YPG
Scarlett	3	33	175	5.3	2	58.3
Thompson	3	32	166	5.2	2	55.3

UT	G	Att	Yds	Avg	TD	YPG
Hurd	3	65	270	4.2	2	90.0
Dobbs	3	37	161	4.4	3	53.7

## PASSING

Florida	C-A-I	Pct	Yds	TD	YPG	Rate
Del Rio	62-101-2	61.4	762	6	254.0	140.40
Appleby	2-5-0	40.0	30	0	15.0	90.40

UT	C-A-I	Pct	Yds	TD	YPG	Rate
Dobbs	45-75-3	60.0	486	6	162.0	132.83

## RECEIVING

Florida	G	Rec	Yds	Avg	TD	YPG
Powell	3	14	136	9.7	2	45.3
Callaway	2	13	201	15.5	2	100.5
Goolsby	3	9	112	12.4	0	37.3

UT	G	Rec	Yds	Avg	TD	YPG
Malone	3	9	196	21.8	4	65.3
Williams	3	8	70	8.8	0	23.3
Kamara	3	8	54	6.8	1	18.0

## DEFENSE

Florida	UT-AT-TT	TFL	Sk	QBH	Int	PBU	FF-FR
Davis	8-10-18	2.0	2.0	1	0	1	0-0
Anzalone	8-6-14	2.5	2.5	1	0	1	0-0
Maye	10-4-14	1.5	1.0	0	1	1	0-0

UT	UT-AT-TT	TFL	Sk	QBH	Int	PBU	FF-FR
Maybin	11-7-18	2.0	0.0	0	0	0	0-0
Kelly	8-9-17	0.0	0.0	0	0	1	1-0
Abernathy	13-3-16	1.0	0.0	0	0	1	0-3

## SITUATIONAL RECORDS

	Under McElwain	Since 1990
Opponent scores < 21	12-0	207-11
Rushing for 150+ yards	5-0	154-14
Rushing for < 150 yards	8-4	96-68-1
Rushing for 100+ yards	11-2	224-40
Rushing for < 100 yards	2-2	28-42-1
Opp. rushes for < 100 yards	7-0	148-12-1
Player rushes for 100+ yards	4-1	111-12
Out-rushing opponent	11-0	209-20
Out-rushed by opponent	2-4	43-63-1
Scoring first	12-1	180-26
Opponent scores first	1-3	71-56-1
Leading at the half	10-0	223-16-1
Tied or Trailing at the half	3-4	28-65
Blocking a punt	0-0	45-6
Playing in the state of Florida	10-2	174-45-1
Playing in Gainesville	9-1	144-25
Playing in Jacksonville	1-0	20-6
Playing in Miami	0-0	1-2
Playing in Orlando	0-1	2-4
Playing in Tallahassee	0-0	4-8-1
Opp. is unranked at game time	12-0	177-16
Opp. is ranked at game time	1-4	83-62-1

## DID YOU KNOW??

Florida is the only FBS team with five different players with at least two sacks.

## ON THIS DATE: SEPT. 24, 2005

**FLORIDA 49, KENTUCKY 28** (Lexington, Ky.) -- Although the final score ended up 49-28, the Gators jumped out to a 49-7 halftime lead, sparked by four first-half TD passes from Chris Leak and four first-half TD from Deshaun Wynn (three rushing, one receiving). Three second-half TD by the Wildcats closed the gap but Florida held on easily for its 19th-straight win over Kentucky.

## POLLS (Week 3)

## ASSOCIATED PRESS

Rk.	School	Record
1.	Alabama (50)	3-0
2.	Ohio State (4)	3-0
3.	Louisville (6)	3-0
4.	Michigan (1)	3-0
5.	Clemson	3-0
6.	Houston	3-0
7.	Stanford	2-0
8.	Michigan State	2-0
9.	Washington	3-0
10.	Texas A&M	3-0
11.	Washington	3-0
12.	Georgia	3-0
13.	Florida State	2-1
14.	Tennessee	3-0
15.	Miami (FL)	3-0
16.	Baylor	3-0
17.	Arkansas	3-0
18.	LSU	2-1
19.	<b>Florida</b>	<b>3-0</b>
20.	Nebraska	3-0
21.	Texas	2-1
22.	San Diego State	3-0
23.	Ole Miss	1-2
24.	Utah	3-0
25.	Oklahoma	1-2

## USA TODAY/AMWAY COACHES

Rk.	School	Record
1.	Alabama (59)	3-0
2.	Ohio State (3)	3-0
3.	Clemson (1)	3-0
4.	Louisville	3-0
5.	Michigan	3-0
6.	Stanford	2-0
7.	Houston	3-0
8.	Michigan State	2-0
9.	Washington	3-0
10.	Wisconsin	3-0
11.	Georgia	3-0
12.	Tennessee	3-0
13.	Texas A&M	3-0
14.	Florida State	2-1
15.	Baylor	3-0
16.	<b>Florida</b>	<b>3-0</b>
17.	LSU	2-1
18.	Arkansas	3-0
19.	Miami (FL)	3-0
20.	Nebraska	3-0
21.	TCU	2-1
22.	Ole Miss	1-2
23.	Utah	3-0
24.	Texas	2-1
25.	Iowa	2-1



- Florida is tied for first among SEC teams and tied for 20th in the FBS with a +3 turnover margin. When winning or tying the turnover battle since 2011, the Gators are 37-9. When losing the turnover battle since 2011, UF is 4-16.

### Florida T0 Margin (from 1996-2016)

In 191 Wins +155; In 68 Losses -66

- Florida is one of 14 FBS teams and one of two SEC teams to post 225-plus rushing yards and 300-plus passing yards against an FBS opponent this season.

- Of the aforementioned 14 teams, Florida is one of five to have such a game against a Power Five opponent.

- The Gators racked up 564 total yards against Kentucky, their highest total against an SEC opponent since amassing 571 yards against Vanderbilt on Nov. 3, 2001.

- UF's 324 total yards in the first half against Kentucky was its highest total in any half against an SEC opponent since the Gators totaled 379 in the second half at Tennessee on Sep. 15, 2012. In addition, it was most in an opening half against an SEC opponent since UF totaled 330 yards at Vanderbilt on Nov. 8, 2008.

- Putting that number in perspective, from 2010 to 2015, Florida averaged 325.8 yards per game in their 49 games against SEC opponents.

- Florida's 45 points in its 45-7 victory over Kentucky marked its highest point total against an SEC team since its 48-10 win over Kentucky on Sep. 24, 2011.

- Florida converted 14 of its 20 third downs against Kentucky, marking just the 18th time since 1996 an FBS team converted at least 70 percent of its third downs when it faced at least 20 of them in a game. The Gators are the only SEC team to do it during that span.

- Florida's 14 third down conversions are the most by any FBS team this year and the third-most by an SEC team since 1996.

- Florida converted at least nine third downs in its first two games this year, marking the first time since 2009 (Nov. 21 & 28) and fourth time since 1996 it converted nine third downs in consecutive games.

### OFFENSIVE LINE

- UF's offensive line enters its third season under **MIKE SUMMERS**, the only holdover from Will Muschamp's staff.

- The Gators started the same five offensive linemen (including returners **CAM DILLARD**, **ANTONIO RILES**, and **DAVID SHARPE**) at the same five positions in their first six games last season, marking the first time since 2008 they achieved such continuity.

### RUSHING

- Florida is one of four FBS teams (Arizona, Arizona State, Georgia Southern) featuring three running backs with at least 160 rushing yards and one rushing touchdown.

- UF is also one of five FBS teams (Baylor, Georgia Southern, New Mexico, South Florida) featuring four running backs with a rushing average of at least 4.7 yards per carry (min. 15 carries).

- **LAMICAL PERINE** is one of 12 FBS true freshmen to post a 100-yard rushing game this season. Of those 12, he's one of nine players to do it against an FBS team.

- Perine is also the only FBS true freshman to rush for 100 yards and catch touchdown pass in a game this year.

- Perine totaled 105 yards on 17 carries against Kentucky, becoming the 16th UF true freshman since 1955 to post a 100-yard rushing game and the first UF true freshman since **Jeff Demps** (Oct. 11, 2008 vs. LSU) to post a 100-yard rushing game against an SEC opponent.

- Perine joined **Ciatrick Fason** (2004), **DeShawn Wynn** (2005), **Percy Harvin** (2006 & 2007), and **Chris Rainey** (2011) as the only Gators since 1996 to rush for 100-plus yards and catch a touchdown pass in the same game.

### PASSING

- **LUKE DEL RIO** is one of four quarterbacks (Patrick Mahomes II, Texas Tech; Cooper Rush, Central Michigan; Davis Webb, Cal) to throw for 320-plus yards and four touchdowns against a Power Five opponent this year.

- Against Kentucky, Del Rio became the first UF quarterback since Rex Grossman (2001 against LSU) to throw for 320-plus yards and four touchdowns in an SEC game.

- Del Rio's 320 passing yards against Kentucky were the most by a UF quarterback in an SEC game since Chris Leak threw for 322 yards against Arkansas back on Oct. 2, 2004.

- Del Rio ranks tied for fourth in passing touchdowns (6), and passing yards per game (254.0), fourth in passer rating (140.42), and fifth in completion percentage (61.4) among SEC quarterbacks.

- Del Rio's efficient performances against UMass and Kentucky made him the first UF quarterback since Tim Tebow (2007) to throw for 250-plus yards and complete at least 55 percent of his passes in consecutive games.

- Del Rio's 29 completions against UMass were the most ever by a UF quarterback in a debut start, while his 44 attempts were two shy of cracking UF's single-game all-time top 10--none of which came in a debut start.

- Del Rio's performance against UMass also joined him with **Rex Grossman** (2002) and **Chris Leak** (2006) as the

only other Gators since 1996 to complete 65 percent of his passes (minimum 25 completions and 40 attempts), throw two touchdowns and no interceptions.

### Explosive Passing Plays (TDs in Parentheses; \*vs. SEC)

Year	20+	30+	40+	20+*	30+*	40+*
2009	49 (17)	19 (10)	8 (4)	21 (7)	7 (3)	5 (3)
2010	30 (6)	9 (3)	5 (1)	22 (4)	7 (3)	4 (1)
2011	37 (8)	13 (7)	9 (6)	21 (5)	8 (5)	5 (4)
2012	27 (3)	11 (3)	4 (3)	16 (2)	7 (2)	3 (2)
2013	22 (1)	9 (1)	5 (2)	13 (0)	6 (0)	3 (2)
2014	24 (8)	16 (5)	12 (4)	12 (1)	7 (0)	4 (0)
2015	38 (10)	20 (10)	10 (6)	22 (6)	14 (6)	8 (5)
2016	9 (4)	2 (1)	2 (1)	4 (3)	1 (1)	1 (1)

### RECEIVING

- **ANTONIO CALLAWAY** and **BRANDON POWELL** are one of four pairs of SEC teammates with at least 135 receiving yards and two receiving touchdowns apiece this year.

- Against UMass, Callaway and Powell became just the fifth UF tandem to both catch at least seven passes, tally 70-plus yards, and score a touchdown in the same game since 1996, with the most recent occurrence coming in the 2010 Sugar Bowl.

- Callaway logged his third career game of 110+ receiving yards and a receiving touchdown in UF's rout of Kentucky, making him the one of two SEC receivers (Calvin Ridley) with three such outings in conference games over the last two seasons. Last year, Callaway was one of three true freshmen with two such games against FBS opponents.

- Callaway is one of six SEC receivers with four 100-yard receiving games against Power Five opponents over the last two seasons. Of the six, he's one of four still active.

- Last year, Callaway became the first true freshman in UF history and one of only six SEC true freshmen (Amari Cooper, Alshon Jeffery, Julio Jones, Christian Kirk, Calvin Ridley) since 2006 to post three 100-yard receiving games, including a season-best 112-yard outing (second-most by a UF true freshman) against Tennessee.

- In addition to being the only FBS player with at least 345 punt return yards and 480 receiving yards last season, Callaway joined Oklahoma's **Ryan Broyles** (2009) and Central Michigan's **Antonio Brown** (2008) as the only underclassmen since 2008 to amass 400-plus punt return yards and 675-plus receiving yards in a season.

- Callaway's 678 receiving yards last season broke UF's true freshman record, previously held by Reidel Anthony (615 yards in 1994).

- Callaway's team-high 1,211 all-purpose yards on 69 plays last year averaged out to 17.6 yards per play--which would have led the SEC and tied for 11th in the FBS in yards per play if he had one more touch to meet the minimum qualifying mark (70 touches).

## FLORIDA'S DEFENSE

- UF is the only team in the country ranked in the top 10 in more than five of these seven statistical categories: sacks (first), scoring defense (first), total defense (first), pass defense (second), rushing defense (second), opponent third down conversion percentage (sixth) and interceptions (1-16th).
- Florida surrendered just 53 total yards against North Texas, breaking the school record for the fewest total yards allowed and displacing the previous low of 59 allowed yards against Western Carolina on Nov. 18, 2006.
- Florida has held three consecutive opponents to under 10 points for the first time since 1988 and fourth time since 1967.
- UF's 14 points allowed this season are the fewest it's allowed through the first three games of a season since 1966, when it also surrendered just 14 points through its first three contests.
- Florida recorded its first shutout since Sept. 6, 2014, when the Gators defeated Eastern Michigan 65-0.
- Florida is one of three FBS teams who have surrendered two or fewer touchdowns this season, the others being Miami and Stanford, both of which have also allowed just two touchdowns.
- In 2016, Florida's three opponents have totaled just 29 first downs, the third-lowest figure in the country and lowest in the conference.
- The Gators have held their first three opponents under 200 total yards this year--the 1997, 2006, 2009 and 2014 Gators are the only other UF teams to do that at least three times **in an entire season** since 1996. Florida is also the only FBS team this season to hold three opponents to under 200 total yards.
- In addition to being one of three teams to hold multiple FBS opponents under a 16-percent conversion rate on third down this season, Florida is one of three FBS teams (San Diego State, Michigan) to hold three opponents under a 10-percent conversion rate on third down since the start of last season.
- Florida's seven sacks against North Texas matched its third-highest total since 1996 and were the most since it registered seven against Tennessee on Sept. 18, 1999.
- Florida has four-plus sacks in all three games this season and six of its last nine contests dating back to 2015.
- Florida's defense scored a safety against North Texas, its first since last season's game versus Florida State.
- **JABARI ZUNIGA** is one of two Gators since 2010 (Alex McCalister, 2015) and the first Gator freshman since at

least 2006 to total two-plus sacks in two games in a season.

- Against North Texas, **JACHAI POLITE** and **JARRAD DAVIS** became the fourth and fifth Gators with at least two sacks this season.

- **JABARI ZUNIGA** is one of two Gators since 2010 (Alex McCalister, 2015) and the first Gator freshman since at least 2006 to total two-plus sacks in two games in a season.

Year	Sacks	Sacks/Gm	Hurries	FF
2005	33	2.75	24	12
2006	34	2.4	34	9
2007	29	2.23	15	12
2008	34	2.4	23	8
2009	40	2.8	26	10
2010	21	1.62	13	6
2011	28	2.16	32	11
2012	30	2.3	32	13
2013	19	1.6	33	7
2014	30	2.5	68	17
2015	40	2.86	42	17
2016	16	5.3	13	3

## PASS DEFENSE

- **TORRIAN GRAY**, the newest member of the Florida coaching staff, comes to UF after ten seasons at Virginia Tech. He coached the Hokies' defensive backs and will do the same at Florida. At VT, Gray's unit allowed only 185.0 passing yards per game, which ranked second in the nation.
- In the last nine quarters, opposing quarterbacks have completed just 11 of 41 passes for 142 yards and thrown four interceptions against Florida's passing defense.
- Florida's defense held consecutive opponents under 100 yards passing for the first time since the 2009 Gators held three straight opponents under the same mark.
- Florida notched three interceptions and held Kentucky to less than 60 yards passing, which is just the ninth time since 1996 that's been done by an SEC team.
- UF's three picks against Kentucky marked the 24th time since 2010 it had multiple interceptions against an FBS opponent, which is tied for 12th-most nationally and tied with LSU and Alabama for the second-most among SEC schools during that span.
- It was also the 13th time since 2010, Florida recorded three or more interceptions, and it's the eighth time during that span it did so against an SEC opponent.
- Dating back to 1996, opponents have averaged under 200 yards passing per game (192.4) against Florida, the fifth-best figure in the nation. Since the start of the 2008

season, the Gators are tied for second among FBS teams in interception return touchdowns (21) and rank second in the nation in interception return yards (2,278), while tying for fourth in interceptions (140).

## Total INTs Since 2008

Boise State - 154

Ohio State - 147

Houston - 145

**FLORIDA - 140**

Oregon - 140

- **MARCELL HARRIS** recorded his first career interception against North Texas, and his return of 25 yards is the longest interception return for the Gators so far this season.

- Throughout its first three games, Florida has given up a 34.0 completion percentage, the lowest in the FBS.

- Florida's 48 passing touchdowns allowed since 2012 is the fewest nationally among teams that have been FBS every season during that time frame.

## RUSH DEFENSE

- Florida's -13 allowed rushing yards tied the seventh-lowest total in program history. UF last allowed -13 rushing yards to East Carolina on Sept. 12, 2015. It's also the second-lowest total allowed by an FBS team and lowest total allowed by an SEC team in 2016.
- Florida is the only SEC team this year to hold its first three opponents to less than 100 net rushing yards.
- The Gators have allowed less than 100 yards rushing in 15 of their last 28 games going back to the start of 2014.
- Florida caused 59 rushing yards lost, tying the fourth-highest total in the country in Week 3.
- In 2016, Florida's rush defense ranks second in the country, giving up an average of 42.33 rushing yards per game.
- The Gators held two opponents last season (East Carolina and South Carolina) under 25 rushing yards, a feat last accomplished by the 2006 Gators, who held three teams to less than 25 rushing yards. Overall, Florida held five opponents under 75 rushing yards last year and three of those performances came in SEC play, which ranks second only to the 1997 Gators for the most times that's been done in a season since 1996.

## BY THE NUMBERS

**2** UF has **two** graduates on its roster... Alex Anzalone & transfer QB Austin Appleby, who earned his degree from Purdue.

**2** Jabari Zuniga is one of two Gators since 2010 and the first Gator freshman since at least 2006 to log **two-plus** sacks in two games in a season.

**6:1** Jim McElwain quarterbacks have a **6:1** TD:INT ratio from 2008-2015. (Total: 90 TD - 18 INT)

**6** Eddy Pineiro's 54-yard field goal against UK is tied for the **sixth**-longest field goal in school history.

**10** McElwain won **10** games last year, and became the first coach in program history to accomplish the feat in their first year.

**11** UF has had **11** straight years with a kickoff or punt for a TD... That's tied w/ K-State & OK State for the nation's longest streak.

**14** Florida's **14** third down conversions against Kentucky was its highest single-game total since at least 1996.

**16** Since 2011, Florida has allowed opposing offense to complete 10 or fewer passes in a game **16** times.

**21** Florida has **21** interception return touchdowns since 2008 — tied with TCU for the most during that span.

**23.2** In 2015, Florida became the fifth team since 2008 to win 10 games when averaging **23.2** points per game or less.

**25** Since 2000, **25** true freshman offensive linemen have played in 154 games and made 39 starts.

**27** Florida has the longest opening day winning streak in the country at **27** games.

**29** Luke Del Rio's **29** completions against UMass were the most EVER by a UF quarterback in his first career start.

**29** In UF history, only **29** true freshman have played on the o-line on opening day. 15 of those 29 came in the past 11 seasons.

**42** Florida returns **42** combined starts on its o-line from a season ago, compared to last season when UF only returned 10.

**45.4** In 2015, Johnny Townsend averaged **45.4** yards on 83 punts, which ranked third in the country and first in the SEC.

**48** Since 2012, UF's **48** passing touchdowns allowed is the lowest total in the nation among Power 5 teams.

**93** Since 2010, UF has thrown just **93** TD passes. Only five schools have thrown fewer among Power 5 teams.

**100** Florida is the only SEC team this year to hold its first three opponents to less than **100** net rushing yards.

**207.1** UF averaged **207.1** passing yards per game last season. That was Florida's highest mark since 2009.

## FLORIDA'S SPECIAL TEAMS

## PUNTING

- Redshirt junior **JOHNNY TOWNSEND** returned this season as the Gators' punter. In 2015, Townsend appeared in all 14 games, and tallied 83 punts for an average of 45.4 yards.
- Townsend placed 30 punts inside the 20 and has 29 boots of over 50 yards, including a career-high tying long of 61 yards against Tennessee and Michigan. His 45.4 average sits second all-time in program history (Kyle Christy - 45.8, 2012).
- Townsend's 51.8 punting average was the best mark in the 24-year history of the SEC Championship Game, and it ranks as the fourth-best average in school history for a single game (min. 7 punts).
- UF ranked third in the nation and first in the SEC in 2015 for net punting with 3,765 punt yards off of 84 punts.

## RETURN GAME

- **ANTONIO CALLAWAY** is back for his sophomore season after he returned 28 punts for the Gators in 2015 and averaged 15.5 yards per return with two TDs. Callaway was just the third true freshman since 2008 to total 400-plus punt return yards, average 15.54 yards per punt return, and tally two punt return touchdowns in a season. The other two were Nebraska's De'Mornay Pierson-El (2014) and North Carolina's Ryan Switzer (2013).
- Callaway's 435 punt return yards last year are the second-most ever recorded by a Gator in a single season, second only to Jacquez Green, who had 510 yards on 37 returns.
- Callaway finished the 2015 season ranked third in the FBS in punt return yards (435) and is one of 12 players in the country with at least two return TDs.
- Callaway's two punt return TDs last year tied the single-season school record that is shared by Brandon James (2008), Lito Shepard (2000), Jacquez Green (1997, 1996), Steve Tannen (1968) and Loran Broadus (1948). Of that group, Callaway is the only one to do it as a true freshman.

- **BRANDON POWELL** is back this season as well after returning 24 of 33 kickoffs for UF in 2015 and tallied an average of 21.2 yards with a long of 71.

- Florida has returned either a kickoff or punt for a TD for 11 straight seasons dating back to 2005, with 13 total punt return TDs during that span (including blocked punts).

## Consecutive Years of Returning a Kick for a TD

1. **FLORIDA**..... 11
- Kansas State ..... 11
- Oklahoma State..... 11

## KICKING

- **EDDY PINEIRO** will handle the kicking duties this year. Pineiro only played seven games in his high school career,

primarily handling kickoff duties and extra points.

- Pineiro and Florida State's Ricky Aguayo are the only two kickers in the country who have made four field goals of 40+ yards this season. Pineiro is also the only FBS kicker with more than four attempts from 40+ yards this year.
- Pineiro was one of 11 FBS kickers to make all of his field goals (min. 3 attempts), and one of only two (Ricky Aguayo, Florida State) to make three field goals of 40-plus yards.
- Pineiro made his first career field goal attempt, a 41-yarder, to put the Gators ahead 10-7 against UMass, with eight seconds remaining in the second quarter. Pineiro also made 48- and 49-yarders in the fourth quarter, which were the longest made field goals by a Gator since Austin Hardin's 52-yarder at Florida State in 2014.
- Those were just the third and fourth made field goal of 40-plus yards in Florida's last 16 games, with the other coming last season's game-winning 43-yarder against Vanderbilt (Nov. 7, 2015).
- Pineiro's 54-yard field goal in the second quarter was the longest by a Gator since Caleb Sturgis made a 55-yarder in 2011, and tied the sixth-longest field goal in UF history.

- **JORGE POWELL** returns this season after suffering a season-ending injury in week seven last season. Powell will compete with Pineiro throughout this season.

- Powell went 2 for 2 on his first two career field goal attempts vs. Ole Miss, after not registering an attempt against Tennessee.

## COVERAGE UNITS

- Last weekend, UF's average field position was the 33, while North Texas' average yard line to start a drive was its own 24 yard line.
- Florida ranked third in the conference and 12th in the country in punt return defense last season, as its opponents are only averaging 3.50 yards per return.

## GAME-WINNING FIELD GOALS IN UF HISTORY

(2:30 or less remaining in the game)

Name	Date	Opp.	Distance	Time	Final
Austin Hardin	11/7/15	Vanderbilt	43	2:22	9-6
Chas Henry	10/30/10	Georgia	37	OT	34-31
Caleb Sturgis	10/17/09	Arkansas	27	:09	23-20
Matt Leach	11/1/03	Georgia	33	:33	16-13
Arden Czyzewski	10/7/89	LSU	41	:00	16-13
Brian Clark	11/15/80	Kentucky	34	N/A	17-15
Wayne Barfield	11/11/67	Georgia	31	N/A	17-16
Steve Spurrier	10/29/66	Auburn	40	2:12	30-27
Bob Lyle	9/26/64	Miss. State	41	:00	16-13
Billy Cash	10/22/60	LSU	35	N/A	13-10

## GATORS IN THE SWAMP

## ON THE FIELD

- Florida's .852 (144-25) winning percentage at Ben Hill Griffin Stadium at Florida Field since 1990 is third in the nation.  
Best Home Winning Percentage (nation - since 1990)  
1. Florida State..... 131-20-1..... .868  
2. Nebraska..... 152-26 ..... .854  
**3. FLORIDA ..... 144-25 ..... .852**  
4. Kansas State..... 138-30-1 ..... .817  
5. Texas A&M..... 127-37-1 ..... .770
- Here is how the Gators' record breaks down at home since 1990:  
Overall..... 144-25  
SEC..... 74-17  
SEC East..... 48-6  
SEC West ..... 27-11  
Non-Conference..... 69-8  
Top-25 Teams ..... 26-15  
Top-10 Teams..... 15-8  
Top-5 Teams ..... 11-6  
Unranked Teams ..... 117-10  
At Night (6 p.m. or later) ..... 47-12
- Since 1990, Florida has outscored its opponents by a combined 6,439 to 2,624 at home, putting the average outcome at 38.1 to 15.5 in favor of the Gators and making the average outcome a 22.6-point win.
- The Gators had two significant winning streaks at The Swamp in the 1990s: a 23-game streak from 1990-93 and a 30-game streak from 1994-99. In 156 home games from 1990-2016, UF has scored 31 or more points 106 times and held its opponent to 14 or less points 93 times.
- With a 7-0 performance in The Swamp in 2012, the Gators matched the 2006 and 2009 squads in finishing with the most wins at home in a season. Florida will look to achieve that same mark next week when it hosts Florida State.

## IN THE STANDS

- Florida broke its single-game attendance record in 2015, drawing 90,907 to The Swamp for the Nov. 28 showdown against Florida State. It marked the largest crowd ever to watch a football game in the state of Florida. The state has hosted 14 Super Bowls, three BCS national title games and has featured 18 bowl games that included a team that went on to win at least a share of the national title.
- Florida drew 90,227 fans for the head coach Jim McElwain's debut against New Mexico State last year, which was the largest opening-day crowd since 2009.
- Florida had six 90,000-plus crowds in six of its home games last season, which marks UF's most since 2010.
- The crowd of 90,907 for the UF-FSU game on Nov. 28, 2009, is the second-highest single-game total in school history.
- UF set a school attendance record during the 2009 season, averaging 90,635 per game, which ranked ninth in the nation. That broke the previous standard, set in 2008 when the Gators averaged 90,544. Florida averaged a crowd of 90,065 at home during the 2015 season.

## TITLE CENTRAL

Florida is one of four schools to win three outright national titles since 1990. The 2006 and 2008 championships were won in the BCS National Championship Game, and Florida was the unanimous pick in all four major polls in 1996.

## NATIONAL TITLES (SINCE 1990)

Team	Years	Titles
Alabama	1992, 2009, 2011, 2012, 2015	5
<b>FLORIDA</b>	<b>1996, 2006, 2008</b>	<b>3</b>
Florida State	1993, 1999, 2013	3
Nebraska	1994, 1995, 1997*	3
LSU	2003*, 2007	2
Miami (Fla.)	1991*, 2001	2
Ohio State	2002, 2014	2
Southern Cal	2003*, 2004	2

\*Split title

## SEC CHAMPIONSHIP GAME WINS

<b>FLORIDA</b>	<b>7</b>
Alabama	6
LSU	4
Auburn	3
Georgia/Tennessee	2

## SEC CHAMPIONSHIP GAME APPEARANCES

<b>FLORIDA</b>	<b>11</b>
Alabama	10
Georgia/LSU/Tennessee	5
Auburn	5
Arkansas	3
Missouri	2
Ole Miss/South Carolina	1

## COLLEGE LEADERS SINCE 1990

## WINS

1. Ohio State	260
<b>2. FLORIDA</b>	<b>252</b>
3. Nebraska	249
4. Florida State	248
5. Boise State	244

## TOP-5 FINISHES (AP POLL)

1. Florida State	14
<b>2. FLORIDA</b>	<b>13</b>
3. Michigan	8
3. Nebraska	8
5. Tennessee	7

## TOP-10 FINISHES (AP POLL)

<b>1. FLORIDA</b>	<b>17</b>
2. Florida State	16
3. Michigan	13
3. Tennessee	13
5. Miami (FL)	12
6. Penn State	11
7. Nebraska	10





Athletics director Jeremy Foley announced Jim McElwain as the 25th head coach of the Florida football program on December 4, 2014. Following a successful debut season in 2015, McElwain was voted the SEC Coach of the Year by his peers and the media, becoming the only coach in school history to garner both awards in his debut season at UF.

McElwain led the Gators to a 10-4 overall record last season, making him the first coach in Florida football history to win 10 games in his inaugural campaign. In addition, McElwain became the 10th coach in SEC history to win 10 games in his first season as head coach, and one of only six to do it after inheriting a team that won less than nine games the year prior to his arrival.

Florida appeared in the SEC Championship game in Atlanta after going 7-1 in SEC play and winning the Eastern Division for the 11th time in school history and the first time since 2008. With that, McElwain became the only coach in UF history to lead the Gators to the title game in his debut season – an accomplishment shared by only two other coaches in the history of the Southeastern Conference.

During the regular season, Florida improved from a 6-5 mark in 2014 to a 10-2 regular season in 2015. The four-game turnaround tied the third-biggest one-year leap, in terms of wins, for the program in 32 years (0-10-1 in 1979, 7-4 regular season in 1980 and 6-6 in 2011, 11-1 regular season in 2012).

The Gators' defense carried the torch in 2015 as they ranked eighth nationally (third in the SEC) in total defense, allowing just 310.2 yards per game. Florida was the only team in the country to hold four FBS opponents to a third-down conversion rate of less than 17 percent. Additionally, the Gators were one of three teams to hold two FBS opponents under 10 percent in that category.

McElwain ushered in a passing attack that became only the fifth Gator squad since 1996 to throw at least 20 touchdown passes and fewer than 11 interceptions. In addition, UF's 405 attempts in 2015 were the most by any of the other Gator teams (2005, 2007, 2008, 2009) that accomplished that feat.

For the first time since 2008, six different Gators collected multiple receiving touchdowns.

In 2015, UF led the state with an average attendance of 90,065 for its seven home games – up almost 5,000 fans per game from the previous season.

Off the field, 22 student-athletes from his 2015 team were named to the SEC Academic Honor Roll and 119 players totaled more than 465 community service hours since he was hired in December 2014.

After being named the 2014 Mountain West Coach of the Year and the AFCA Region 5 Coach of the Year following his third season at Colorado State, McElwain accepted the head coaching job at Florida.

#### RECORD AS A HEAD COACH

Year	School	Record	Conference Record	Conference Finish	Postseason
2012	Colorado State	4-8	3-5	7th Overall	
2013	Colorado State	8-6	5-3	3rd in Division	Won New Mexico Bowl vs. Washington State, 48-45
2014	Colorado State	10-2	6-2	2nd in Division	Team reached Las Vegas Bowl, McElwain did not coach bowl game
2015	Florida	10-4	7-1	1st in Division	Lost Buffalo Wild Wings Citrus Bowl vs. UM, 41-7

McElwain took over a struggling CSU program in 2012 and turned it around in just three seasons. The Rams had not had back-to-back winning seasons since 2002-03 and had won just three games each of the three years prior to McElwain's arrival. After going 4-8 in his first season in Fort Collins, CSU won eight games in 2013, its most wins in 12 seasons, including a victory in the New Mexico Bowl over Washington State.

McElwain spent the 2006 season in the NFL as quarterbacks coach for the Oakland Raiders and served as the offensive coordinator and quarterbacks coach at Fresno State in 2007. He made an immediate impact, helping lead the Bulldogs to a 9-4 record, including a 40-28 triumph over Georgia Tech in the Humanitarian Bowl.

In his lone season directing the offense at Fresno State, he improved the Bulldogs' offensive output from 338.2 total yards per game the year before his arrival to 419.5 (No. 38 in the nation), and from 23.0 points per contest to 32.9 (No. 32).

McElwain served as the assistant head coach, receivers coach and special teams coach at Michigan State from 2003-05. The 2003 team reached the Alamo Bowl behind a receiving corps that set school records for receptions (312) and yards (3,510). He coached 2004 All-America punter Brandon Fields and kicker Dave Rayner, who led the Big Ten Conference in scoring. In 2005, five Spartan receivers had at least 28 receptions and the group combined to a set another school record with 24 touchdown catches.

Prior to his stint at Michigan State, McElwain spent three seasons (2000-02) at Louisville as the receivers coach and special teams coach as the Cardinals earned bowl bids in each of those three seasons. He coached four first-team All-Conference USA selections at Louisville and also tutored three of the Cardinals' all-time leading receivers, including Deion Branch and Arnold Jackson.

From 1995-99, McElwain was the offensive coordinator, quarterbacks and receivers coach at Montana State. Under his direction, quarterback Rob Compson threw for nearly 7,000 career yards and a school-record 54 touchdowns. McElwain also coached the Bobcats' all-time leading receiver Chip Hobbs, who caught 144 career passes for 2,060 yards and 18 TDs. Montana State led the Big Sky Conference in scoring in 1998, averaging 31.6 points per game.

McElwain was at Eastern Washington from 1985-94 in a variety of capacities, starting as a graduate assistant and working his way up to quarterbacks and receivers coach. The Eagles made two NCAA Division I-AA playoff appearances (1985 and 1992) and earned a share of the Big Sky Championship in 1992. McElwain coached EWU's all-time leading receiver, Tony Brooks (2,969 career yards), who earned third team AP All-America honors in 1993.

An all-state quarterback at Missoula (Montana) Sentinel High School, McElwain played quarterback at Eastern Washington from 1980-83 and earned his degree in Education from EWU in 1984.

He and his wife, Karen, have three children, JoHanna, Elizabeth and Jerret.

#### THE MCELWAIN FILE

**Birthdate:** March 1, 1962 (age 53)

**Hometown:** Missoula, Montana

**Education:** Eastern Washington, 1984

**Family:** He and his wife, Karen, have three children: JoHanna, Elizabeth and Jerret

**Playing Career:** An all-state quarterback at Missoula (Montana) Sentinel High School, McElwain played quarterback at Eastern Washington from 1980-83 and earned his degree in Education from EWU in 1984.

#### JIM MCELWAIN'S RECORD BREAKDOWN

	2016	UF	Total
Overall.....	3-0.....	13-4.....	35-20
Playing at home.....	3-0.....	9-1.....	22-6
Playing on the road.....	0-0.....	3-1.....	9-11
Playing at a neutral site.....	0-0.....	1-2.....	4-3
In bowl games.....	0-0.....	0-1.....	1-1
In overtime.....	0-0.....	0-0.....	1-0
More than 7 days to prepare.....	1-0.....	3-1.....	6-3

In August.....	0-0.....	0-0.....	1-0
In September.....	3-0.....	7-0.....	12-8
In October.....	0-0.....	3-1.....	10-4
In November.....	0-0.....	3-1.....	11-6
In December.....	0-0.....	0-1.....	1-2
In January.....	0-0.....	0-1.....	0-1

Outrushing opponent.....	3-0.....	10-0.....	26-1
When rushing for 200 yards.....	2-0.....	4-0.....	18-1
When rushing for 300 yards.....	0-0.....	0-0.....	2-1
When rushing for 400 yards.....	0-0.....	0-0.....	0-0
Outrushed by opponent.....	0-0.....	3-4.....	9-19
When allowing 300 yards rushing.....	0-0.....	0-0.....	1-2
Rushing yards are the same.....	0-0.....	0-0.....	0-0

Outpassing opponent.....	3-0.....	10-1.....	22-9
When passing for 300 yards.....	1-0.....	2-0.....	10-6
When passing for 400 yards.....	0-0.....	0-0.....	3-1
Outpassed by opponent.....	0-0.....	3-3.....	13-11
When allowing 300 yards passing.....	0-0.....	1-0.....	6-5
When allowing 400 yards passing.....	0-0.....	0-0.....	1-3

More total offense than opponent.....	3-0.....	11-0.....	28-4
When having 400 + total offense.....	2-0.....	5-0.....	23-6
When having 500 + total offense.....	1-0.....	2-0.....	14-2
When having 600 + total offense.....	0-0.....	1-0.....	5-1
Less total offense than opponent.....	0-0.....	2-3.....	7-15
When allowing 400 + total offense.....	0-0.....	1-3.....	11-14
When allowing 500 + total offense.....	0-0.....	0-1.....	5-5

Committing fewer turnovers.....	1-0.....	7-0.....	14-10
Committing more turnovers.....	0-0.....	1-1.....	8-5
Turnovers are even.....	2-0.....	5-3.....	13-5

Scoring first.....	3-0.....	12-1.....	29-6
Opponent scores first.....	0-0.....	1-3.....	6-14

Leading after the first quarter.....	3-0.....	11-1.....	26-4
Trailing after the first quarter.....	0-0.....	0-1.....	4-12
Tied after the first quarter.....	0-0.....	2-2.....	5-4
Leading at halftime.....	3-0.....	10-0.....	26-2
Trailing at halftime.....	0-0.....	2-4.....	7-18
Tied at halftime.....	0-0.....	1-0.....	2-0
Leading after the third quarter.....	3-0.....	11-0.....	29-1
Trailing after the third quarter.....	0-0.....	2-3.....	5-18
Tied after the third quarter.....	0-0.....	0-1.....	1-2

Scoring 0-10 points.....	0-0.....	1-2.....	1-6
Scoring 11-20 points.....	0-0.....	2-1.....	4-7
Scoring 21-30 points.....	1-0.....	5-1.....	7-6
Scoring 31-40 points.....	1-0.....	3-0.....	10-1
Scoring 41-plus points.....	1-0.....	2-0.....	13-0
Opponent scores 0-10 points.....	3-0.....	8-0.....	8-0
Opponent scores 11-20 points.....	0-0.....	3-0.....	13-2
Opponent scores 21-30 points.....	0-0.....	2-2.....	9-5
Opponent scores 31-40 points.....	0-0.....	0-1.....	2-7
Opponent scores 41-plus points.....	0-0.....	0-1.....	3-6

Individual 100-yard rusher.....	1-0.....	4-1.....	19-5
Individual 300-yard passer.....	1-0.....	1-0.....	9-4
Opponent 100-yard rusher.....	0-0.....	2-4.....	13-12
Opponent 300-yard passer.....	0-0.....	1-0.....	6-5

## ASSISTANT COACHES

**DOUG NUSSMEIER****Offensive Coordinator/Quarterbacks**

- Has tutored four 3,000-yard passers in 13 seasons coaching college quarterbacks.
- In nine seasons as a coordinator, his offenses have produced seven individual 1,000-yard rushing seasons
- Coached Marc Bulger during the best year of his NFL career in 2006, when he threw for 4,301 yards and 24 touchdowns.
- The Gators outscored their opponents by 62 points (91-29) in the first quarter last season, marking their highest point differential in the first quarter since 2009.

**KERRY DIXON II****Wide Receivers**

- Dixon has spent 11 years coaching the offensive side of the ball, including one season as an offensive coordinator.
- In his first season at UF, Dixon coached true-freshman, Antonio Callaway, the first true freshman in UF history and one of only six SEC true freshmen since 2006 to post three 100-yard receiving games, including a season-best 112-yard outing (second-most by a UF true freshman) against Tennessee.
- Under Dixon's direction in 2015, and for the first time since 2008, six different Gators collected multiple receiving touchdowns.

**GREG NORD****Special Teams Coordinator / Tight Ends**

- Has over 35 years of coaching experience and enters his second at UF after serving as the running backs coach at Western Kentucky.
- Under Nord's direction in 2015, senior Jake McGee and sophomore DeAndre Goolsby were one of six FBS tight end duos, and the only pair of Gator tight ends since 1996 to each finish a campaign with 275-plus receiving yards and one receiving touchdown.
- McGee finished the 2015 season with AP Second-Team All-SEC honors.

**TIM SKIPPER****Running Backs**

- A versatile teacher, Skipper has coached on both sides of the ball and has served for all or parts of four seasons as a defensive coordinator.
- Under Skipper's direction in 2015, junior Kelvin Taylor paced the Florida offense all season and became the ninth Gator to rush for 1,000 yards in a single season. It was the 11th 1,000-yard rushing season in program history.
- Taylor's 259 carries were the second-most by a Gator in a single season and his 13 rushing touchdowns last year were the most by a Gator since 2009.

**MIKE SUMMERS****Offensive Line**

- Has 36 years of coaching experience, primarily coaching the offensive line and also spending 15 years as an offensive coordinator.
- Under Summer's direction in 2015, the Florida offensive line helped produce the Gator's ninth 1,000-yard rusher in program history.
- In his first season at Florida, the offensive line was one of the most consistent groups on the squad. The unit allowed just 16 sacks on the season, third-fewest in the SEC. 21-year coaching veteran and a former NFL quarterback.

**GEOFF COLLINS****Defensive Coordinator**

- Has 22 years of coaching experience and enters his second at UF after serving as the defensive coordinator for Mississippi State prior to his arrival.
- UF finished the 2015 season ranked eighth nationally (third in the SEC) in total defense, allowing just 310.2 yards per game. The 2015 Gators were one of seven FBS teams since 1996 to not allow a touchdown against three different FBS Power Five conference opponents in road or neutral-site games in the same season.

**TORRIAN GRAY****Defensive Backs**

- Gray spent the past 17 years coaching the defensive back position, including two years in the National Football League with the Chicago Bears.
- During that span, he coached five All-America defensive backs and 16 all-conference selections.
- Gray returns to Florida after spending a decade at his alma mater leading some of the nation's best defensive backfields.
- In his 10 seasons in Blacksburg coaching the secondary, his unit allowed just 185.0 passing yards per game and a 106.5 opponent passer rating.

**CHRIS RUMPH****Defensive Line**

- Has almost 20 years of coaching experience and enters his second at UF after serving as the Assistant Head Coach for Defense/Defensive Line coach at UT.
- Under Rumph's direction in 2015, UF ranked second in the SEC and fifth in the country with 40 sacks, while their 294 sack yards sat fourth nationally.
- Also in 2015, Florida's rush defense (128.07 ypg.) ranked 25th in the FBS and fifth in the SEC. Opponents averaged 3.53 yards per carry against UF's rush defense, a figure that ranked tied for 17th among FBS teams and fourth in the SEC.

**RANDY SHANNON****Associate Head Coach/Co-Defensive Coordinator/Linebackers**

- Has 24 years of coaching experience, serving as the head coach for University of Miami from 2007-10 and has won three national championships as a player and coach.
- Under Shannon's direction in 2015, and for first time since 2002, three separate Gators finished the season with 95-plus tackles: Antonio Morrison (103), Jarrad Davis (98), and Keanu Neal (96).
- Also in 2015, Florida's rush defense (128.07 ypg.) ranked 25th in the FBS and fifth in the SEC.

**MIKE KENT****Director of Strength & Conditioning**

- Mike Kent joined the Florida football staff as the Director of Strength & Conditioning following a three-year stint in the same role at Colorado State under head coach Jim McElwain.
- Kent, who trained Darrelle Revis, Jordy Nelson and Deion Branch during their college careers, has 36 years of experience as a coach of football student-athletes, a career that includes 33 years as a highly-respected strength and conditioning instructor. He was recognized in 2013 as Master Strength and Conditioning Coach by the Collegiate Strength and Conditioning Coaches association, which signifies a commitment to student-athletes and the strength and conditioning profession.

## 2016 NUMERICAL ROSTER

##	Name	Pos.	Ht.	Wt.	Cl.
4	Powell, Brandon	WR	5-9	184	JR
5	Fulwood, Ahmad	WR	6-4	208	SR
6	Wilson, Quincy	DB	6-1	213	JR
7	Dawson, Duke	DB	5-11	208	JR
8	Washington, Nick	DB	6-0	197	RJR
9	Massey, Dre	WR	5-9	180	JR
10	Hammond, Josh	WR	6-1	186	FR
11	Joseph, Vosean	LB	6-1	226	FR
11	Trask, Kyle	QB	6-4	238	FR
12	Appleby, Austin	QB	6-4	240	RSR
12	McWilliams, C.J.	DB	5-11	171	FR
13	Franks, Feleipe	QB	6-6	219	FR
13	McMillian, Daniel	LB	6-1	223	SR
14	Del Rio, Luke	QB	6-1	211	RSO
14	Williamson, Chris	DB	5-11	191	SO
15	Pineiro, Eddy	K	6-0	173	RSO
16	Fallace, Brian	TE	6-4	209	RSO
16	Swain, Freddie	WR	6-0	186	FR
17	Sherit, Jordan	DL	6-4	254	RJR
18	Worton, C.J.	WR	6-0	196	JR
19	Townsend, Johnny	P	6-1	211	RJR
20	Maye, Marcus	DB	6-0	216	RSR
21	Burnett, McArthur	DB	5-9	174	FR
22	Perine, Lamical	RB	5-11	221	FR
23	Gardner, Chauncey, Jr.	DB	5-11	204	FR
24	Thompson, Mark	RB	6-2	237	RJR
25	Walters, Brady	DB	5-11	176	JR
25	Scarlett, Jordan	RB	5-10	213	SO
26	Harris, Marcell	DB	6-1	211	RJR
27	Lenton, Quincy	DB	5-11	202	FR
28	Johnson, Kylan	LB	6-1	231	RFR
29	Taylor, Jeawon	DB	6-0	187	FR
30	Goolsby, DeAndre	TE	6-4	244	JR
30	Stephens, Garrett	DB	5-9	188	RJR
31	Gilga, Anthony	DB	5-11	177	JR
31	Tabor, Teez	DB	6-0	201	JR
32	Cronkrite, Jordan	RB	5-11	204	SO
33	Hopkins, Tyriek	RB	5-8	177	RFR
33	Reese, David, II	LB	6-0	244	FR
34	Anzalone, Alex	LB	6-3	241	RJR
35	Putu, Joseph	DB	6-2	195	JR
36	Giles, Eddie	DB	5-9	167	RSO
37	Herndon, Mark	RB	5-9	209	RSR
38	MacInnes, Neil	K	6-3	225	SR
38	Oelrich, Nick	DB	6-2	187	FR
39	Ferguson, Ryan	TE	6-3	229	RSO
39	Iorio, Michael	DB	5-10	183	RJR
40	Davis, Jarrad	LB	6-2	238	SR
41	Farr, Ryan	LS	6-0	223	SO
42	Smith, Jordan	DL	6-5	240	FR
42	Sproles, Nick	QB	6-2	203	FR
43	Jarriel, Glenn	WR	5-8	173	RFR
43	Norvelis, Mark	DB	5-10	194	RSR
44	Jackson, Rayshad	LB	6-0	226	RFR
44	Nordman, Tucker	WR	6-1	192	RFR
45	Nordman, Charles	WR	6-1	180	RFR
45	Raymond, R.J.	LB	6-2	248	RSO

## 2016 ALPHABETICAL ROSTER

##	Name	Pos.	Ht.	Wt.	Cl.	Exp.	Hometown/Last School
98	Ancrum, Luke	DL	6-5	262	RFR	SQ	Sebring/Sebring
34	Anzalone, Alex	LB	6-3	241	RJR	2L	Wyomissing, Pa./Wyomissing Area
12	Appleby, Austin	QB	6-4	240	RSR	GR	North Canton, Ohio/North Canton Hoover/Purdue
57	Brantley, Caleb	DL	6-2	297	RJR	2L	Crescent City/Crescent City
79	Bruch, Dallas	OL	6-3	275	FR	HS	Clearwater/Clearwater Central Catholic
93	Bryan, Taven	DL	6-5	293	RSO	1L	Casper, Wyo./Natrona County
66	Buchanan, Nick	OL	6-2	301	RFR	SQ	Dunwoody, Ga./Dunwoody
21	Burnett, McArthur	DB	5-9	174	FR	HS	Pahokee/Pahokee
81	Callaway, Antonio	WR	5-11	197	SO	1L	Miami/Booker T. Washington
54	Clark, Khairi	DL	6-2	319	RSO	1L	Hollywood/Chaminade-Madonna College Prep
90	Clayton, Antonneous	DL	6-3	220	FR	HS	Vienna, Ga./Dooley County
89	Cleveland, Tyrie	WR	6-2	196	FR	HS	Houston, Texas/Westfield
94	Cox, Bryan, Jr.	DL	6-3	269	RSR	3L	Fort Lauderdale/St. Thomas Aquinas
32	Cronkrite, Jordan	RB	5-11	204	SO	1L	Miami/Westminster Christian
40	Davis, Jarrad	LB	6-2	238	SR	3L	Kingsland, Ga./Camden County
95	Davis, Keivonnis	DL	6-4	241	SO	1L	Miami/Miami Central
7	Dawson, Duke	DB	5-11	208	JR	2L	Cross City/Dixie County
14	Del Rio, Luke	QB	6-1	211	RSO	SQ	Santa Rosa Beach/Valor Christian HS/Alabama/Oregon State
68	Desir-Jones, Richerd	OL	6-4	292	RFR	SQ	Fort Lauderdale/St. Thomas Aquinas
54	Dillard, Cameron	OL	6-4	313	RJR	2L	Canton, Mich./Plymouth Canton
48	DioGuardi, Brett	LS	6-3	242	FR	HS	Windermere/Windermere Prep
16	Fallace, Brian	TE	6-4	209	RSO	SQ	Satellite Beach/Palm Bay
41	Farr, Ryan	LS	6-0	223	SO	1L	Henderson, Nev./Coronado
39	Ferguson, Ryan	TE	6-3	229	RSO	SQ	Largo/Indian Rocks
86	Finn, Jacob	P	6-2	180	FR	HS	Jacksonville/Paxon School
72	Forsythe, Stone	OL	6-7	329	FR	HS	Winter Garden/West Orange
13	Franks, Feleipe	QB	6-6	219	FR	HS	Crawfordville/Wakulla
5	Fulwood, Ahmad	WR	6-4	208	SR	3L	Jacksonville/Bishop Kenny
56	Garcia, Cristian	LB	6-0	231	RJR	SQ	Miami/Belen Jesuit Prep
23	Gardner, Chauncey, Jr.	DB	5-11	204	FR	HS	Cocoa/Cocoa
36	Giles, Eddie	DB	5-9	167	RSO	SQ	Jupiter/Dwyer
31	Gilga, Anthony	DB	5-11	177	JR	HS	Clermont/South Lake
69	Givens, Marcus	OL	6-0	275	RFR	SQ	St. Augustine/Nease
30	Goolsby, DeAndre	TE	6-4	244	JR	2L	Derby, Kan./Derby
46	Gornto V, Harry	QB	6-2	203	RFR	SQ	Fort Walton Beach/Choctawhatchee
97	Gould, Jon	P	6-0	181	RFR	SQ	Elkridge, Md./Howard
10	Hammond, Josh	WR	6-1	186	FR	HS	Hallandale/Hallandale
47	Haney, Jonathan	LS	6-2	230	RSR	SQ	Tampa/Plant
53	Harkless, Kavaris	OL	6-5	310	RSO	SQ	Jacksonville/Trinity Christian Academy
26	Harris, Marcell	DB	6-1	211	RJR	2L	Orlando/Dr. Phillips
61	Heggie, Brett	OL	6-3	317	FR	HS	Mount Dora/Mount Dora
37	Herndon, Mark	RB	5-9	209	RSR	3L	Ocala/Forest
33	Hopkins, Tyriek	RB	5-8	177	RFR	SQ	St. Petersburg/Lakewood
39	Iorio, Michael	DB	5-10	183	RJR	SQ	Nokomis/Venice
73	Ivey, Martez	OL	6-5	305	SO	1L	Apopka/Apopka
91	Ivie, Joey, IV	DL	6-3	301	SR	3L	Dade City/Passo
87	Jackson, Kalif	WR	6-4	217	RFR	SQ	Neptune Beach/Fletcher
44	Jackson, Rayshad	LB	6-0	226	RFR	SQ	Miami/Miami Norland
43	Jarriel, Glenn	WR	5-8	173	RFR	SQ	Belle Glade/Glades Day
96	Jefferson, Cece	DL	6-1	261	SO	1L	Glen St. Mary/Baker County
74	Johnson, Fred	OL	6-6	311	SO	1L	West Palm Beach/Royal Palm Beach
28	Johnson, Kylan	LB	6-1	231	RFR	SQ	Dallas, Texas/Skyline
64	Jordan, Tyler	OL	6-4	309	SO	1L	Jacksonville/Bishop Kenny
11	Joseph, Vosean	LB	6-1	226	FR	HS	Miami/Norland
79	Justino, Daniel	K	5-8	160	FR	HS	Green Cove Springs/Middleburg
84	Knight, Camrin	TE	6-3	246	SO	1L	Tallahassee/Lincoln
58	Lawrence, Jahim	LB	5-11	223	RFR	SQ	Hollywood/Miami Norland
27	Lenton, Quincy	DB	5-11	202	FR	HS	Meridian, Miss./Meridian

## 2016 ALPHABETICAL ROSTER

##	Name	Pos.	Ht.	Wt.	Cl.	Exp.	Hometown/Last School
80	Lewis, C'yontai	TE	6-4	231	RSO	1L	Eutaw, AL/Northridge
38	Machnes, Neil	K	6-3	225	SR	1L	Tampa/Chamberlain
9	Massey, Dre	WR	5-9	180	JR	JC	Greenville, S.C./Mauldin/Holmes CC
20	Maye, Marcus	DB	6-0	216	RSR	3L	Melbourne/Holy Trinity Episcopal School
59	McCoy, T.J.	OL	6-1	308	RFR	SQ	Clermont/South Lake/N.C. State
13	McMillian, Daniel	LB	6-1	223	SR	3L	Jacksonville/First Coast
63	McVay, Tyler	OL	6-2	275	FR	HS	Miami/Southwest
12	McWilliams, C.J.	DB	5-11	171	FR	HS	Miami/Southwest
48	Merisier, Edwitch	DB	5-9	171	FR	HS	Lehigh Acres/Fort Myers HS
77	Mike, Andrew	OL	6-6	301	RSO	1L	Tucson, AZ/Sabino
50	Moon, Jeremiah	LB	6-4	218	FR	HS	Hoover, Ala./Hoover
45	Nordman, Charles	WR	6-1	180	RFR	HS	Deland/Deland
44	Nordman, Tucker	WR	6-1	192	RFR	HS	Deland/Deland
43	Norvelis, Mark	DB	5-10	194	RSR	SQ	Palm Bay/Palm Bay
38	Oelrich, Nick	DB	6-2	187	FR	HS	Newberry/Newberry
70	Palmore, Forrest	DL	6-2	273	RSO	SQ	Punta Gorda/Charlotte
22	Perine, Lamical	RB	5-11	221	FR	HS	Theodore, Ala./Theodore
15	Pineiro, Eddy	K	6-0	173	RSO	TR	Miami/Sunset/ASA CC
99	Polite, Jachai	DL	6-2	271	FR	HS	Daytona Beach/Mainland
4	Powell, Brandon	WR	5-9	184	JR	2L	Deerfield Beach/Deerfield Beach
98	Powell, Jorge	K	5-10	177	RSO	1L	Coral Gables/Belen Jesuit Prep
35	Putu, Joseph	DB	6-2	195	JR	JC	Providence, R.I./Mount Pleasant/NDSCS
45	Raymond, R.J.	LB	6-2	248	RSO	SQ	Atlantic Beach/Fletcher
97	Reed, Justus	DL	6-3	241	RSO	1L	Clearwater/Clearwater Central Catholic
33	Reese, David, II	LB	6-0	244	FR	HS	Farmington, Mich./Farmington
51	Riles, Antonio, Jr.	OL	6-4	313	RJR	2L	Lawrenceville, Ga./Archer
75	Rowell, Tanner	DL	6-2	275	FR	HS	Melbourne/Melbourne
67	Sandifer, Brandon	OL	6-3	323	RFR	SQ	Warner Robins, Ga./Northside
25	Scarlett, Jordan	RB	5-10	213	SO	1L	Fort Lauderdale/St. Thomas Aquinas
78	Sharpe, David	OL	6-6	357	JR	2L	Jacksonville/Providence School
17	Sherit, Jordan	DL	6-4	254	RJR	2L	Tampa/Hillsborough
60	Shinn, Zachary	OL	6-2	296	RSO	SQ	Plant City/Kathleen Senior
42	Smith, Jordan	DL	6-5	240	FR	HS	Lithonia, Ga./Lithonia
42	Sproles, Nick	QB	6-2	203	FR	HS	Winter Park/Winter Park
30	Stephens, Garrett	DB	5-9	188	RJR	1L	Louisville, Ky./Saint Xavier
82	Stephens, Moral	TE	6-3	249	RSO	1L	Perry/Taylor County
52	Stipe, Steven, Jr.	LB	5-11	216	RJR	SQ	Waycross, Ga./Pierce County
16	Swain, Freddie	WR	6-0	186	FR	HS	Ocala/North Marion
31	Tabor, Teez	DB	6-0	201	JR	2L	Washington, D.C./Friendship Academy
65	Taylor, Jawaan	OL	6-5	340	FR	HS	Cocoa/Cocoa
29	Taylor, Jeawon	DB	6-0	187	FR	HS	Montgomery, Ala./Park Crossing
46	Thomas, Will	LB	5-9	233	FR	HS	Dunnellon/Dunnellon
85	Thompson, Chris	WR	6-0	170	SR	3L	Gainesville/Gainesville
24	Thompson, Mark	RB	6-2	237	RJR	JC	La Mott, Pa./Cheltenham/Dodge City CC
49	Tilghman, Jacob	LS	6-1	208	RFR	SQ	Daytona Beach/Mainland
19	Townsend, Johnny	P	6-1	211	RJR	2L	Orlando/Boone
88	Townsend, Tommy	P	6-1	195	RFR	TR	Orlando/Boone/Tennessee
11	Trask, Kyle	QB	6-4	238	FR	HS	Manvel, Texas/Manvel
71	Villano, Nick	OL	6-2	301	RFR	SQ	Wellington/American Heritage
25	Walters, Brady	DB	5-11	176	JR	HS	Clermont/South Lake
8	Washington, Nick	DB	6-0	197	RJR	2L	Jacksonville/Trinity Christian Academy
59	Weldon, Danny	LB	6-1	223	RFR	HS	Tampa/Tampa Catholic
83	Wells, Rick	WR	6-0	206	FR	HS	Jacksonville/Raines
14	Williamson, Chris	DB	5-11	191	SO	1L	Gainesville, Ga./Gainesville
6	Wilson, Quincy	DB	6-1	213	JR	2L	Fort Lauderdale/University School of Nova South
18	Worton, C.J.	WR	6-0	196	JR	2L	Homestead/South Dade
92	Zuniga, Jabari	DL	6-3	245	RFR	SQ	Marietta, Ga./Sprayberry





##	Name	Pos.	Ht.	Wt.	Cl.
46	Gornto V, Harry	TE	6-2	203	RFR
46	Thomas, Will	LB	5-9	233	FR
47	Haney, Jonathan	LS	6-2	230	RSR
48	DioGuardi, Brett	LS	6-3	242	FR
48	Merisier, Edwitch	DB	5-9	171	FR
49	Tilghman, Jacob	LS	6-1	208	RFR
50	Moon, Jeremiah	LB	6-4	218	FR
51	Riles, Antonio, Jr.	OL	6-4	313	RJR
52	Stipe, Steven, Jr.	LB	5-11	216	RJR
53	Harkless, Kavaris	OL	6-5	310	RSO
54	Clark, Khairi	DL	6-2	319	RSO
54	Dillard, Cameron	OL	6-4	313	RJR
56	Garcia, Cristian	LB	6-0	231	RJR
57	Brantley, Caleb	DL	6-2	297	RJR
58	Lawrence, Jahim	LB	5-11	223	RFR
59	McCoy, T.J.	OL	6-1	308	RFR
59	Weldon, Danny	LB	6-1	223	RFR
60	Shinn, Zachary	OL	6-2	296	RSO
61	Heggie, Brett	OL	6-3	317	FR
63	McVay, Tyler	OL	6-2	275	FR
64	Jordan, Tyler	OL	6-4	309	SO
65	Taylor, Jawaan	OL	6-5	340	FR
66	Buchanan, Nick	OL	6-2	301	RFR
67	Sandifer, Brandon	OL	6-3	323	RFR
68	Desir-Jones, Richerd	OL	6-4	292	RFR
69	Givens, Marcus	OL	6-0	275	RFR
70	Palmore, Forrest	DL	6-2	273	RSO
71	Villano, Nick	OL	6-2	301	RFR
72	Forsythe, Stone	OL	6-7	329	FR
73	Ivey, Martez	OL	6-5	305	SO
74	Johnson, Fred	OL	6-6	311	SO
75	Rowell, Tanner	DL	6-2	275	FR
77	Mike, Andrew	OL	6-6	301	RSO
78	Sharpe, David	OL	6-6	357	JR
79	Bruch, Dallas	OL	6-3	275	FR
79	Justino, Daniel	K	5-8	160	FR
80	Lewis, C'yontai	TE	6-4	231	RSO
81	Callaway, Antonio	WR	5-11	197	SO
82	Stephens, Moral	TE	6-3	249	RSO
83	Wells, Rick	WR	6-0	206	FR
84	Knight, Camrin	TE	6-3	246	SO
85	Thompson, Chris	WR	6-0	170	SR
86	Finn, Jacob	P	6-2	180	FR
87	Jackson, Kalif	WR	6-4	217	RFR
88	Townsend, Tommy	P	6-1	195	RFR
89	Cleveland, Tyrie	WR	6-2	196	FR
90	Clayton, Antonneous	DL	6-3	220	FR
91	Ivie, Joey, IV	DL	6-3	301	SR
92	Zuniga, Jabari	DL	6-3	245	RFR
93	Bryan, Taven	DL	6-5	293	RSO
94	Cox, Bryan, Jr.	DL	6-3	269	RSR
95	Davis, Keivonnis	DL	6-4	241	SO
96	Jefferson, Cece	DL	6-1	261	SO
97	Gould, Jon	P	6-0	181	RFR
97	Reed, Justus	DL	6-3	241	RSO
98	Ancrum, Luke	DL	6-5	262	RFR
98	Powell, Jorge	K	5-10	177	RSO
99	Polite, Jachai	DL	6-2	271	FR



12 QB		<b>AUSTIN APPLEBY</b> 6-4   240   R Sr.   North Canton, Ohio	<table><tr><th>COMP</th><th>ATT</th><th>YDS</th><th>TD/INT</th></tr><tr><td>2</td><td>5</td><td>30</td><td>0/0</td></tr></table>	COMP	ATT	YDS	TD/INT	2	5	30	0/0	<b>LAST GAME (9/17/16 - North Texas):</b> Completed two of four passes for 30 yards in relief of starting quarterback Luke Del Rio. <b>Prior to Florida:</b> Transferred to UF in January after graduating from and completing four seasons at Purdue... <b>Career:</b> Appeared in 19 games, starting 11 times ... Amassed 2,807 career yards and 19 touchdown passes ... Threw for 200+ yards nine times, including a career-high 332 yards against Indiana to close the 2015 season at Purdue... 2014 Academic All-Big Ten Honoree.
COMP	ATT	YDS	TD/INT									
2	5	30	0/0									
14 QB		<b>LUKE DEL RIO</b> 6-1   211   R So.   Santa Rosa Beach, Fla.	<table><tr><th>COMP</th><th>ATT</th><th>YDS</th><th>TD/INT</th></tr><tr><td>62</td><td>101</td><td>762</td><td>6/2</td></tr></table>	COMP	ATT	YDS	TD/INT	62	101	762	6/2	<b>LAST GAME (9/17/16 - North Texas):</b> Completed 14 of 25 passes for 186 yards and an interception before leaving due to injury. <b>2016:</b> Against Kentucky, he became first Gator since Rex Grossman (2001) to throw for 320+ yards and four TDs in an SEC game... First Gator since Tim Tebow (2007) to throw for 250+ yards and complete 55 percent of his passes in consecutive outings... <b>Prior to Florida:</b> Transferred to UF prior to 2015 season after spending 2014 at Oregon State and 2013 at Alabama... Appeared in three games, completing eight passes on 18 attempts for 141 yards--all while at Oregon State ... Redshirted at Alabama as a walk-on. <b>Career:</b> Completed 70 of 119 passes (58.8 percent) for 903 yards, six touchdowns, and two interceptions.
COMP	ATT	YDS	TD/INT									
62	101	762	6/2									
22 RB		<b>LAMICAL PERINE</b> 5-11   221   Fr.   Theodore, Ala.	<table><tr><th>ATT</th><th>YDS</th><th>AVG</th><th>TD</th></tr><tr><td>29</td><td>161</td><td>5.6</td><td>1</td></tr></table>	ATT	YDS	AVG	TD	29	161	5.6	1	<b>LAST GAME (9/17/16 - North Texas):</b> Rushed for 57 yards and a touchdown on 11 carries ... Caught a 29-yard pass ... Became UF's first true freshman running back since Kelvin Taylor (2013) to score a touchdown in consecutive games. <b>2016:</b> One of 12 FBS true freshmen to post a 100-yard rushing game (one of nine to do it against an FBS opponent) ... First UF freshman running back since Jeff Demps (Oct. 11, 2008 vs. LSU) to rush for 100 yards in an SEC game ... 16th UF true freshman since 1955 to rush for 100 yards in a game... <b>Prior to Florida:</b> 2015 Class 7A All-State First Team ... Amassed 1,416 rushing yards and 18 total touchdowns as a junior at Theodore HS ... Paid for his own bus ticket to visit UF for a camp in the summer of 2014.
ATT	YDS	AVG	TD									
29	161	5.6	1									
24 RB		<b>MARK THOMPSON</b> 6-2   237   R Jr.   La Mott, Pa.	<table><tr><th>ATT</th><th>YDS</th><th>AVG</th><th>TD</th></tr><tr><td>32</td><td>166</td><td>5.2</td><td>2</td></tr></table>	ATT	YDS	AVG	TD	32	166	5.2	2	<b>LAST GAME (9/17/16 - North Texas):</b> Made his second consecutive start ... Rushed for a team-high 85 yards and a touchdown on 11 carries ... Had three rushes of 10-plus yards, including a 20-yard touchdown run in the fourth quarter. <b>Prior to Florida:</b> Transferred to UF in January after spending 2013 at Nassau C.C. in Long Island, N.Y. and the 2014 and 2015 seasons at Dodge City (Kan.) C.C... 2015 NJCAA All-America Second Team ... Dodge City's all-time rushing touchdowns leader (26) ... Fourth-most rushing yards (1,298) and third-most touchdowns (18) in the NJCAA last year ... Scored eight touchdowns as a redshirt freshman in 2014.
ATT	YDS	AVG	TD									
32	166	5.2	2									
25 RB		<b>JORDAN SCARLETT</b> 5-10   213   So.   Fort Lauderdale, Fla.	<table><tr><th>ATT</th><th>YDS</th><th>AVG</th><th>TD</th></tr><tr><td>33</td><td>175</td><td>5.3</td><td>2</td></tr></table>	ATT	YDS	AVG	TD	33	175	5.3	2	<b>LAST GAME (9/17/16 - North Texas):</b> Rushed for 62 yards and a touchdown on 11 carries ... Broke off a 19-yard run in the first quarter. <b>2015:</b> Ranked third on the team in rushing yards (181) ... Posted career highs in rushing yards (96) and attempts (nine) versus Georgia ... Broke off a career-best run of 60 yards against the Bulldogs... <b>Career:</b> Appeared in 12 games, amassing 356 rushing yards and three touchdowns on 67 carries... <b>Prior to Florida:</b> Played in the 2015 U.S. Army All-American Bowl Game in San Antonio, Texas ... 2014 Class 7A All-State First Team ... Member of St. Thomas' 2014 Class 7A state championship team.
ATT	YDS	AVG	TD									
33	175	5.3	2									
32 RB		<b>JORDAN CRONKRITE</b> 5-11   204   So.   Miami, Fla.	<table><tr><th>ATT</th><th>YDS</th><th>AVG</th><th>TD</th></tr><tr><td>17</td><td>80</td><td>4.7</td><td>1</td></tr></table>	ATT	YDS	AVG	TD	17	80	4.7	1	<b>AST GAME (9/17/16 - North Texas):</b> Rushed for 46 yards on nine carries, highlighted by a 10-yard run in the second quarter ... Caught three passes for 22 yards. <b>2015:</b> Appeared in 13 games, including a start at Kentucky (Sep. 19) ... Rushed for 157 yards and three touchdowns on 44 carries ... Caught six passes for 89 yards and a touchdown, highlighted by a 41-yard touchdown reception against South Carolina (Nov. 14)... <b>Career:</b> Appeared in 16 games, tallying 61 carries, 237 rushing yards and four touchdowns ... Owns 134 receiving yards and one touchdown on 12 receptions... <b>Prior to Florida:</b> Played in the 2015 U.S. Army All-American Bowl.
ATT	YDS	AVG	TD									
17	80	4.7	1									
4 WR		<b>BRANDON POWELL</b> 5-9   184   Jr.   Deerfield Beach, Fla.	<table><tr><th>REC</th><th>YDS</th><th>AVG</th><th>TD</th></tr><tr><td>14</td><td>136</td><td>9.7</td><td>2</td></tr></table>	REC	YDS	AVG	TD	14	136	9.7	2	<b>LAST GAME (9/17/16 - North Texas):</b> Logged 20 yards on three receptions ... Returned five punts for 23 yards ... Returned one kickoff for 12 yards. <b>2016:</b> Had 73 yards on a career-high seven receptions against UMass... <b>2015:</b> Ranked third on the team in receiving TDs (3) and receiving yards (390), while his 29 receptions ranked fourth ... <b>Career:</b> Appeared in 28 games, starting 13 ... Owns 58 catches for 673 yards and 6 touchdowns; 30 rushes for 101 yards and 1 touchdown ... Became the first UF freshman on offense to score in a season opener since Trey Burton (Sept. 3, 2010, vs. Miami (Ohio)) with a rushing TD in the 2014 rout of Eastern Michigan.
REC	YDS	AVG	TD									
14	136	9.7	2									
81 WR		<b>ANTONIO CALLAWAY</b> 5-11   197   So.   Miami, Fla.	<table><tr><th>REC</th><th>YDS</th><th>AVG</th><th>TD</th></tr><tr><td>13</td><td>201</td><td>15.5</td><td>2</td></tr></table>	REC	YDS	AVG	TD	13	201	15.5	2	<b>LAST GAME (9/10/16 - Kentucky):</b> Amassed a career-high 129 receiving yards (fourth career 100-yard game) and a TD on five catches, including a 78-yard TD catch (longest passing TD since Ahmad Fulwood caught an 86-yarder in the 2015 Birmingham Bowl) ... First Gator since 2009 with 5+ receptions, 70+ yards in three straight games. <b>2015:</b> Ranked third and fourth among SEC and FBS true freshmen, respectively, in receiving yards ... First Gator in history with 400+ punt return yards and 600+ receiving yards in a season ... Three TD catches of 50+ yards (most by a Gator since Andre Debose in 2011) ... Caught the game-winning 63-yard TD vs. Tennessee... <b>Career:</b> Owns 48 receptions for 879 yards and six TDs in 16 games ... Returned 34 punts for 471 yards and two TDs ... Threw a touchdown pass in the 2016 Buffalo Wild Wings Citrus Bowl.
REC	YDS	AVG	TD									
13	201	15.5	2									
54 OL		<b>CAM DILLARD</b> 6-4   313   R Jr.   Canton, Mich.	<table><tr><th>GS</th><th>RUSH/G</th><th>PASS/G</th><th>PPG</th></tr><tr><td>3</td><td>202.0</td><td>264.0</td><td>33.7</td></tr></table>	GS	RUSH/G	PASS/G	PPG	3	202.0	264.0	33.7	<b>LAST GAME (9/17/16 - North Texas):</b> Made his 14th career start and third consecutive start at center ... Helped the Gators rush for 225-plus rushing yards in consecutive games for just the second time since 2010 ... Part of an offensive line unit that did not allow a sack for the second time this season. <b>2015:</b> Started at center for the first 11 games ... Appeared in the SEC Championship Game and Buffalo Wild Wings Citrus Bowl as a reserve offensive lineman... <b>2014:</b> Played in four games as a reserve offensive lineman ... Made his collegiate debut in the season opener against Eastern Michigan ... Also played against Georgia, Vanderbilt and Eastern Kentucky. <b>Career:</b> Appeared in 20 games, starting 14 ... Redshirted in 2013, earning Most Valuable Defensive Scout Team Player Award during that season.
GS	RUSH/G	PASS/G	PPG									
3	202.0	264.0	33.7									
65 OL		<b>JAWAAN TAYLOR</b> 6-5   340   Fr.   Cocoa, Fla.	<table><tr><th>GS</th><th>RUSH/G</th><th>PASS/G</th><th>PPG</th></tr><tr><td>1</td><td>202.0</td><td>264.0</td><td>33.7</td></tr></table>	GS	RUSH/G	PASS/G	PPG	1	202.0	264.0	33.7	<b>LAST GAME (9/17/16 - North Texas):</b> Became the 26th UF true freshman offensive lineman since 2000 to start a game, earning the nod at right tackle ... Helped the Gators rush for 225-plus rushing yards in consecutive games for just the second time since 2010 ... Part of an offensive line unit that did not allow a sack for the second time this season. <b>2016:</b> Started UF's season opener at tight end... <b>Prior to Florida:</b> 2015 Florida Class 4A All-State First Team ... Led Cocoa HS to a 10-3 record as a senior and helped the team reach the semifinals of the FHSAA Class 4A State Playoffs ... Played alongside fellow 2016 UF signee Chauncey Gardner at Cocoa HS.
GS	RUSH/G	PASS/G	PPG									
1	202.0	264.0	33.7									
73 OL		<b>MARTEZY IVEY</b> 6-5   305   So.   Apopka, Fla.	<table><tr><th>GS</th><th>RUSH/G</th><th>PASS/G</th><th>PPG</th></tr><tr><td>3</td><td>202.0</td><td>264.0</td><td>33.7</td></tr></table>	GS	RUSH/G	PASS/G	PPG	3	202.0	264.0	33.7	<b>LAST GAME (9/17/16 - North Texas):</b> Made 11th straight start at left guard ... Helped the Gators rush for 225-plus rushing yards in consecutive games for just the second time since 2010 ... Part of an offensive line unit that did not allow a sack for the second time this season. <b>2015:</b> Played in each of Florida's last 12 games since returning from a preseason injury ... Became the 25th UF true freshman offensive lineman since 2000 to start a game (at No. 6 LSU)... <b>Career:</b> Boasts 15 appearances and 11 starts... <b>Prior to Florida:</b> Played in the U.S. Army All-American Bowl in San Antonio, Texas ... Parade All-American ... MaxPreps All-America First Team ... Two-time Class 8A All-State selection ... Led Apopka High School to Class 8A state titles in 2012 and 2014.
GS	RUSH/G	PASS/G	PPG									
3	202.0	264.0	33.7									
74 OL		<b>FRED JOHNSON</b> 6-6   311   So.   West Palm Beach, Fla.	<table><tr><th>GS</th><th>RUSH/G</th><th>PASS/G</th><th>PPG</th></tr><tr><td>3</td><td>202.0</td><td>264.0</td><td>33.7</td></tr></table>	GS	RUSH/G	PASS/G	PPG	3	202.0	264.0	33.7	<b>LAST GAME (9/17/16 - North Texas):</b> Made his fifth career and fourth consecutive start, earning his first-ever nod at right guard ... Helped the Gators rush for 225-plus rushing yards in consecutive games for just the second time since 2010 ... Part of an offensive line unit that did not allow a sack for the second time this season. <b>2015:</b> Appeared in eight games, making starts at right tackle against Vanderbilt (Nov. 7) and No. 14 Michigan (Jan. 1) in the Buffalo Wild Wings Citrus Bowl... <b>Career:</b> Appeared in 11 games, starting five times ... Made his first career start against Vanderbilt (Nov. 7, 2015)... <b>Prior to Florida:</b> 2014 Class 7A All-State Second Team ... Helped Royal Palm Beach HS to the 2014 Class 7A Regional Championship ... Also played basketball for Royal Palm Beach.
GS	RUSH/G	PASS/G	PPG									
3	202.0	264.0	33.7									
78 OL		<b>DAVID SHARPE</b> 6-6   357   Jr.   Jacksonville, Fla.	<table><tr><th>GS</th><th>RUSH/G</th><th>PASS/G</th><th>PPG</th></tr><tr><td>3</td><td>202.0</td><td>264.0</td><td>33.7</td></tr></table>	GS	RUSH/G	PASS/G	PPG	3	202.0	264.0	33.7	<b>LAST GAME (9/17/16 - North Texas):</b> Appeared in his 17th straight game, manning his starting spot at left tackle for a eighth consecutive outing ... Helped the Gators rush for 225-plus rushing yards in consecutive games for just the second time since 2010 ... Part of an offensive line that did not allow a sack for the second time this season. <b>2015:</b> Appeared in all 14 games, starting 13 of them at left tackle... <b>2014:</b> Played in six games as a true freshman, working his way into the offensive line rotation as a reserve left tackle... <b>Career:</b> Made 23 career appearances (16 starts), highlighted by starts in the first eight games of the 2015 campaign... <b>Prior to Florida:</b> Played in the U.S. Army All-American Bowl ... Averaged 16 points and eight-plus rebounds per game while leading Providence HS to the 2013 Class 3A State Championship in basketball.
GS	RUSH/G	PASS/G	PPG									
3	202.0	264.0	33.7									
15 K		<b>EDDY PINEIRO</b> 6-0   173   R So.   Miami, Fla.	<table><tr><th>FG</th><th>LONG</th><th>PAT</th><th>PTS</th></tr><tr><td>5/7</td><td>54</td><td>10/10</td><td>25</td></tr></table>	FG	LONG	PAT	PTS	5/7	54	10/10	25	<b>LAST GAME (9/17/16 - North Texas):</b> Converted his only field goal attempt, a 22-yarder ... Made all three of his PATs. <b>2016:</b> Made a 54-yard field goal against Kentucky (longest since Caleb Sturgis' 55-yarder against Furman on Nov. 19, 2011) ... His 54-yarder tied the sixth-longest field goal in school history ... Made all three field goal attempts against UMass, becoming the first UF kicker since Matt Leach (Nov. 29, 2003 vs. FSU) to make three field goals of 40+ yards in a game... <b>Prior to Florida:</b> Attended ASA Community College in Miami prior to enrolling at Florida in January ... Worked with kicking instructor Brandon Kornblue ... Only played seven football games in his high school career at Miami Sunset, primarily handling kickoff and PAT duties ... Standout soccer player at Miami Sunset HS.
FG	LONG	PAT	PTS									
5/7	54	10/10	25									



## THE FLORIDA DEFENSE

17 DL		<b>JORDAN SHERIT</b> 6-4   251   R/Jr.   Tampa, Fla. <table> <tr> <th>TACKLES</th><th>TFL</th><th>SACKS</th><th>QBH</th></tr> <tr> <td>12</td><td>2.5</td><td>2.0</td><td>2</td></tr> </table>	TACKLES	TFL	SACKS	QBH	12	2.5	2.0	2	<b>LAST GAME (9/17/16 - North Texas):</b> Assisted on three tackles and had a quarterback hurry.  <b>2015:</b> Played in 13 games, starting four at defensive end... Totaled 25 tackles and 1.5 sacks. <b>Career:</b> Appeared in 25 games, totaling 40 tackles, four tackles for loss, 3.5 sacks and two pass break-ups.
TACKLES	TFL	SACKS	QBH								
12	2.5	2.0	2								
57 DL		<b>CALEB BRANTLEY</b> 6-2   297   R/Jr.   Crescent City, Fla. <table> <tr> <th>TACKLES</th><th>TFL</th><th>SACKS</th><th>QBH</th></tr> <tr> <td>3</td><td>1.0</td><td>1.0</td><td>0</td></tr> </table>	TACKLES	TFL	SACKS	QBH	3	1.0	1.0	0	<b>LAST GAME (9/17/16 - North Texas):</b> Recorded two solo tackles, including a sack for a seven-yard loss.  <b>2015:</b> Appeared in 13 games, starting 10... Totaled 29 tackles with 6.5 tackles-for-loss... Recorded a career-high-tying six tackles against LSU... Notched a pair of quarterback hurries during the season and recorded a sack at Missouri and South Carolina. <b>Career:</b> Has appeared in 28 games, totaling 53 tackles, 11.5 tackles-for-loss, four sacks, two forced fumbles and five QB hurries.
TACKLES	TFL	SACKS	QBH								
3	1.0	1.0	0								
91 DL		<b>JOEY IVIE</b> 6-3   290   Sr.   Dade City, Fla. <table> <tr> <th>TACKLES</th><th>TFL</th><th>SACKS</th><th>QBH</th></tr> <tr> <td>4</td><td>0.5</td><td>0.5</td><td>2</td></tr> </table>	TACKLES	TFL	SACKS	QBH	4	0.5	0.5	2	<b>LAST GAME (9/17/16 - North Texas):</b> Had three total tackles and assisted on a three-yard sack.  <b>2015:</b> Played in 10 games and started five times at defensive tackle... Recorded a career-high 27 tackles with four tackles-for-loss and 3.5 sacks... Forced one fumble on the year... Posted three sacks against East Carolina, which was the first multi-sack game of his career. <b>Career:</b> Has appeared in 28 games, totaling 58 tackles, 7.5 tackles for loss, five sacks, one forced fumble and three QB hurries.
TACKLES	TFL	SACKS	QBH								
4	0.5	0.5	2								
94 DL		<b>BRYAN COX, JR.</b> 6-3   260   R/Sr.   Fort Lauderdale, Fla. <table> <tr> <th>TACKLES</th><th>TFL</th><th>SACKS</th><th>QBH</th></tr> <tr> <td>2</td><td>1.0</td><td>0</td><td>4</td></tr> </table>	TACKLES	TFL	SACKS	QBH	2	1.0	0	4	<b>LAST GAME (9/17/16 - North Texas):</b> Registered a team-high three quarterback hurries.  <b>2015:</b> Played in all 14 games and started 13... Totaled 45 tackles on the season, including 10.5 tackles for loss and 3.5 sacks... Also had six quarterback hurries... Forced two fumbles and recovered two fumbles on the year... Notched a career-high eight tackles against Vanderbilt and a career-best 3.5 tackles-for-loss at LSU. <b>Career:</b> Has appeared in 36 games, totaling 81 tackles, 19.5 tackles for loss, 9.5 sacks, two forced fumbles and two fumble recoveries.
TACKLES	TFL	SACKS	QBH								
2	1.0	0	4								
96 DL		<b>CECE JEFFERSON</b> 6-1   270   So.   Glen St. Mary, Fla. <table> <tr> <th>TACKLES</th><th>TFL</th><th>SACKS</th><th>QBH</th></tr> <tr> <td>4</td><td>1.5</td><td>0</td><td>1</td></tr> </table>	TACKLES	TFL	SACKS	QBH	4	1.5	0	1	<b>LAST GAME (9/17/16 - North Texas):</b> Recorded one solo and one assisted tackle.  <b>2015:</b> Appeared in all 14 games, starting in four of them... Tied for third on the team with 3.5 sacks. <b>Career:</b> Has appeared in 17 games, totaling 33 tackles, 10 tackles for loss, one forced fumble and three QB hurries.
TACKLES	TFL	SACKS	QBH								
4	1.5	0	1								
34 LB		<b>ALEX ANZALONE</b> 6-3   237   R/Jr.   Wyomissing, Pa. <table> <tr> <th>TACKLES</th><th>TFL</th><th>SACKS</th><th>QBH</th></tr> <tr> <td>14</td><td>2.5</td><td>2.5</td><td>1</td></tr> </table>	TACKLES	TFL	SACKS	QBH	14	2.5	2.5	1	<b>LAST GAME (9/17/16 - North Texas):</b> Assisted on two tackles and had a quarterback hurry.  <b>2015:</b> Appeared in and started the first two games before suffering a shoulder injury that sidelined him for the rest of the season... Registered six tackles, including a career-high five tackles against New Mexico State... <b>Career:</b> Has appeared in 26 games, totaling 36 tackles, 3.5 tackles for loss and 2.5 sacks.
TACKLES	TFL	SACKS	QBH								
14	2.5	2.5	1								
40 LB		<b>JARRAD DAVIS</b> 6-2   240   Sr.   Kingsland, Ga. <table> <tr> <th>TACKLES</th><th>TFL</th><th>SACKS</th><th>QBH</th></tr> <tr> <td>18</td><td>2.0</td><td>2.0</td><td>1</td></tr> </table>	TACKLES	TFL	SACKS	QBH	18	2.0	2.0	1	<b>LAST GAME (9/17/16 - North Texas):</b> Tied the team high with six total tackles... Also registered 1.5 sacks and a quarterback hurry.  <b>2015:</b> Played in 14 games and started 12... Finished second on the team with 98 tackles... Third on the team with 11 tackles for loss and also had 3.5 sacks... Had seven quarterback hurries and broke up four passes and had one interception... Totaled a career-high two sacks against Florida Atlantic. <b>Career:</b> Has appeared in 38 games, totaling 163 tackles, 16 tackles for loss, 5.5 sacks, two forced fumbles, 11 QB hurries and one interception.
TACKLES	TFL	SACKS	QBH								
18	2.0	2.0	1								
6 DB		<b>QUINCY WILSON</b> 6-1   211   Jr.   Fort Lauderdale, Fla. <table> <tr> <th>TACKLES</th><th>TFL</th><th>INT</th><th>PD</th></tr> <tr> <td>3</td><td>1.0</td><td>1</td><td>2</td></tr> </table>	TACKLES	TFL	INT	PD	3	1.0	1	2	<b>LAST GAME (9/17/16 - North Texas):</b> Had two pass break-ups.  <b>2015:</b> Appeared in 14 games, starting nine at cornerback... Had two interceptions and five pass breakups... Also had 19 tackles. <b>Career:</b> Has appeared in 29 games, totaling 54 tackles, two tackles for loss, one forced fumble and four interceptions.
TACKLES	TFL	INT	PD								
3	1.0	1	2								
7 DB		<b>DUKE DAWSON</b> 5-11   202   Jr.   Cross City, Fla. <table> <tr> <th>TACKLES</th><th>TFL</th><th>INT</th><th>PD</th></tr> <tr> <td>3</td><td>1.5</td><td>0</td><td>1</td></tr> </table>	TACKLES	TFL	INT	PD	3	1.5	0	1	<b>LAST GAME (9/17/16 - North Texas):</b> Assisted on one tackle.  <b>2015:</b> Played in 12 games and recorded a start against East Carolina... Totaled 22 tackles and recorded a career-high five tallies against ECU. <b>Career:</b> Has appeared in 28 games, totaling 27 tackles, 2.5 tackles for loss, two forced fumbles, one QB hurry and one interception.
TACKLES	TFL	INT	PD								
3	1.5	0	1								
8 DB		<b>NICK WASHINGTON</b> 6-0   198   R/Jr.   Jacksonville, Fla. <table> <tr> <th>TACKLES</th><th>TFL</th><th>INT</th><th>PD</th></tr> <tr> <td>9</td><td>0</td><td>0</td><td>0</td></tr> </table>	TACKLES	TFL	INT	PD	9	0	0	0	<b>LAST GAME (9/17/16 - North Texas):</b> Recorded two solo tackles.  <b>2015:</b> Appeared in 14 games, starting four at safety... A key member on special teams as he had two fumble recoveries in 2015, both on Florida punts... Totaled a career-high 28 tackles. <b>Career:</b> Has appeared in 31 games, totaling 42 tackles, a forced fumble and two fumble recoveries.
TACKLES	TFL	INT	PD								
9	0	0	0								
20 DB		<b>MARCUS MAYE</b> 6-0   210   R/Sr.   Melbourne, Fla. <table> <tr> <th>TACKLES</th><th>TFL</th><th>INT</th><th>PD</th></tr> <tr> <td>14</td><td>1.5</td><td>1</td><td>1</td></tr> </table>	TACKLES	TFL	INT	PD	14	1.5	1	1	<b>LAST GAME (9/17/16 - North Texas):</b> Tied the team high with six total tackles... Also added a sack for a loss of 10 yards and a pass break-up.  <b>2015:</b> Played in 13 games and started 12 times at safety... Racked up 82 tackles, fourth-most on the team... Forced five fumbles, second-most in the country, and recovered two... Intercepted two passes and broke up six more. <b>Career:</b> Has appeared in 39 games, totaling 174 tackles, seven tackles for loss, seven forced fumbles, five QB hurries and five interceptions.
TACKLES	TFL	INT	PD								
14	1.5	1	1								
26 DB		<b>MARCELL HARRIS</b> 6-1   207   R/Jr.   Orlando, Fla. <table> <tr> <th>TACKLES</th><th>TFL</th><th>INT</th><th>PD</th></tr> <tr> <td>7</td><td>0</td><td>1</td><td>0</td></tr> </table>	TACKLES	TFL	INT	PD	7	0	1	0	<b>LAST GAME (9/17/16 - North Texas):</b> Totaled three tackles... Caught his first career interception and had a 25-yard return.  <b>2015:</b> Played in 12 games and recorded a start against East Carolina... Totaled 22 tackles and recorded a career-high five tallies against ECU... <b>Career:</b> Played in 27 games... Has totaled 36 tackles and an interception.
TACKLES	TFL	INT	PD								
7	0	1	0								
31 DB		<b>TEEZ TABOR</b> 6-0   199   Jr.   Washington, D.C. <table> <tr> <th>TACKLES</th><th>TFL</th><th>INT</th><th>PD</th></tr> <tr> <td>3</td><td>0</td><td>1</td><td>1</td></tr> </table>	TACKLES	TFL	INT	PD	3	0	1	1	<b>LAST GAME (9/17/16 - North Texas):</b> Registered one tackle and one pass break-up.  <b>2015:</b> Appeared in 13 games, starting nine contests at cornerback... Totaled 40 tackles, four tackles for loss, one sack, four interceptions and 14 pass breakups... Tabor's 18 passes defended in 2015 were tied for 13th among FBS players... <b>Career:</b> Has appeared in 27 games, totaling 74 tackles, eight tackles-for-loss, three sacks, one forced fumble and six interceptions.
TACKLES	TFL	INT	PD								
3	0	1	1								
19 P		<b>JOHNNY TOWNSEND</b> 6-1   210   R/Jr.   Orlando, Fla. <table> <tr> <th>PUNTS</th><th>AVG</th><th>LONG</th><th>IN 20</th></tr> <tr> <td>9</td><td>50.3</td><td>59</td><td>3</td></tr> </table>	PUNTS	AVG	LONG	IN 20	9	50.3	59	3	<b>LAST GAME (9/17/16 - North Texas):</b> Punted four times for a total of 221 yards, averaging 55.2 yards per punt... One punt landed inside the 20-yard line.  <b>2015:</b> Appeared in all 14 games... Tallied 83 punts for an average of 45.4 yards, which ranked third in the country and first in the conference in net punting. <b>Career:</b> Has appeared in 23 games, totaling 121 punts for 5,435 yards, which averages to 44.9 yards per punt... Longest punt recorded was 61 yards in 2013.
PUNTS	AVG	LONG	IN 20								
9	50.3	59	3								

## NFL GATORS

Florida has a huge presence in the league again this year. There are currently 43 former Gators on NFL rosters as of September 5.

Humphries, D.J. Arizona Cardinals	Harrison, Jonotthan Indianapolis Colts	Sturgis, Caleb Philadelphia Eagles
Neal, Keanu Atlanta Falcons	Morrison, Antonio Indianapolis Colts	Watkins, Jaylen Philadelphia Eagles
Poole, Brian Atlanta Falcons	Fowler, Dante Jacksonville Jaguars	Gilbert, Marcus Pittsburgh Steelers
Elam, Matt Baltimore Ravens	Hammond, Frankie Kansas City Chiefs	Pouncey, Maurkice Pittsburgh Steelers
Gillislee, Mike Buffalo Bills	Howard, Jaye Kansas City Chiefs	McGee, Jake San Diego Chargers
Spikes, Brandon Buffalo Bills	Robinson, Demarcus Kansas City Chiefs	Brown, Trent San Francisco 49ers
McCray, Lerentee Buffalo Bills	Easley, Dominique Los Angeles Rams	Taylor, Kelvin San Francisco 49ers
Bullard, Jonathan Chicago Bears	Jenkins, Jelani Miami Dolphins	Hargreaves, Vernon Tampa Bay Buccaneers
Thompson, Deonte Chicago Bears	Pouncey, Mike Miami Dolphins	Murphy, Louis Tampa Bay Buccaneers
Dunlap, Carlos Cincinnati Bengals	Floyd, Sharif Minnesota Vikings	Riggs, Cody Tennessee Titans
Driskel, Jeff Cincinnati Bengals	Trattou, Justin Minnesota Vikings	Brown, Mack Washington Redskins
Haden, Joe Cleveland Browns	Ball, Neiron Oakland Raiders	Dunbar, Quinton Washington Redskins
Green, Chaz Dallas Cowboys	Nelson, Reggie Oakland Raiders	Jones, Matt Washington Redskins
Garcia, Max Denver Broncos	Burton, Trey Philadelphia Eagles	Reed, Jordan Washington Redskins
Bostic, Jon Detroit Lions	McCalister, Alex Philadelphia Eagles	

## ROSTER PRONUNCIATION GUIDE

Alex Anzalone .....	An-zah-LOAN-eee
Khairi Clark .....	Carrie
Jarrad Davis .....	Jared
Keivonnis Davis .....	Ka-VAUGHN-sss
Richard Desir-Jones.....	RISH-ard
Vosean Joseph .....	VO-shawn
Jahim Lawrence .....	JA-heeem
C'yontai Lewis.....	CEE-on-TAY
Jachai Polite.....	JA-kiiii
Jorge Powell .....	HOR-HAY
Jabari Zuniga.....	Zoo-KNEE-ga

## OFFENSIVE CAREER HIGHS

### #4 BRANDON POWELL

Rushes: 7 (Missouri, 2014)  
Rush Yards: 37 (Missouri, 2014)  
Long Rush: 13 (Missouri, 2014)  
Rushing TDs: 1 (EMU, 2014)  
Receptions: 7 (UMass, 2016)  
Receiving Yards: 77 (Ole Miss, 2015)  
Receiving TD: 1 (5x, last vs. Kentucky, 2016)  
Long Catch: 77 (Ole Miss, 2015)  
Kick Returns: 5 (North Texas, 2016)  
Kick Return Yards: 76 (UT, 2015)

### #5 AHMAD FULWOOD

Receptions: 4 (2x, last EMU, 2014)  
Receiving Yards: 86 (ECU, 2014)  
Receiving TD: 1 (2x, last ECU, 2014)  
Long Catch: 86 (ECU, 2014)

### #10 JOSH HAMMOND

Receptions: 5 (UMass, 2016)  
Receiving Yards: 38 (UMass, 2016)  
Receiving TD: --  
Long Catch: 15 (North Texas, 2016)

### #12 AUSTIN APPLEBY

Rushes: 1 (North Texas, 2016)  
Rush Yards: 5 (North Texas, 2016)  
Long Rush: 5 (North Texas, 2016)  
Pass Attempts: 4 (North Texas, 2016)  
Pass Completions: 2 (North Texas, 2016)  
Passing Yards: (North Texas, 2016)  
Long Pass: 19 (North Texas, 2016)

### #14 LUKE DEL RIO

Rushes: 6 (UMass, 2016)  
Rush Yards: 11 (UMass, 2016)  
Rush TDs: --  
Long Rush: 7 (UMass, 2016)  
Pass Attempts: 44 (UMass, 2016)  
Pass Completions: 29 (UMass, 2016)  
Passing Yards: 256 (UMass, 2016)  
Passing TDs: 2 (UMass, 2016)  
Long Pass: 78 (Kentucky, 2016)

### #16 FREDDIE SWAIN

Receptions: 2 (UMass, 2016)  
Receiving Yards: 26 (Kentucky, 2016)  
Receiving TDs: 1 (Kentucky, 2016)  
Long Catch: 26 (Kentucky, 2016)

### #18 C.J. WORTON

Receptions: 3 (NMSU, 2015)  
Receiving Yards: 46 (Alabama, 2015)  
Receiving TDs: 1 (2x, last vs. Alabama, 2015)  
Long Catch: 46 (Alabama, 2015)

### #22 LAMICAL PERINE

Rushes: 17 (Kentucky, 2016)  
Rush Yards: 105 (Kentucky, 2016)  
Rushing TDs: 1 (Kentucky, 2016)  
Long Rush: 36 (Kentucky, 2016)  
Receptions: 1 (Kentucky, 2016)  
Receiving Yards: 28 (Kentucky, 2016)  
Long Catch: 29 (North Texas, 2016)

### #24 MARK THOMPSON

Rushes: 15 (Kentucky, 2016)  
Rush Yards: 85 (North Texas, 2016)  
Rushing TDs: 1 (2x, last vs. North Texas, 2016)  
Long Rush: 36 (North Texas, 2016)

### #25 JORDAN SCARLETT

Rushes: 13 (UMass, 2016)  
Rush Yards: 99 (Georgia, 2015)  
Rushing TDs: 1 (3x, last vs. North Texas, 2016)  
Long Rush: 60 (Georgia, 2015)

### #30 DEANDRE GOOLSBY

Receptions: 3 (5x, last North Texas, 2016)  
Receiving Yards: 94 (ECU, 2015)  
Long Catch: 34 (ECU, 2015)

### #32 JORDAN CRONKRITE

Rushes: 9 (2x, last vs. North Texas, 2016)  
Rush Yards: 49 (South Carolina, 2015)  
Rushing TDs: 1 (2x, last vs. North Texas, 2016)  
Long Rush: 18 (ECU, 2015)  
Receptions: 3 (North Texas, 2016)  
Receiving Yards: 49 (South Carolina, 2015)

Receiving TD: 1 (South Carolina, 2015)  
Long Catch: 41 (South Carolina, 2015)

### #37 MARK HERNDON

Rushes: 4 (Toledo, 2013)  
Rush Yards: 32 (Toledo, 2013)  
Long Rush: 17 (Toledo, 2013)  
Receptions: 1 (3x, last vs. NMSU, 2015)  
Receiving Yards: 78 (EMU, 2014)  
Receiving TDs: 1 (EMU, 2014)  
Long Catch: 78 (EMU, 2014)

### #80 C'YONTAI LEWIS

Receptions: 2 (NMSU, 2015)  
Receiving Yards: 44 (NMSU, 2015)  
Receiving TDs: 2 (NMSU, 2015)  
Long Catch: 32 (NMSU, 2015)

### #81 ANTONIO CALLAWAY

Rushes: 1 (3x, last FAU, 2015)  
Rush Yards: 9 (UK, 2015)  
Long Rush: 9 (UK, 2015)  
Receptions: 8 (UMass, 2016)  
Receiving Yards: 129 (Kentucky, 2016)  
Long Catch: 78 (Kentucky, 2016)  
Receiving TDs: 1 (5x, last vs. Kentucky, 2016)  
Punt Returns: 7 (Vanderbilt, 2015)  
Punt Return Yards: 110 (Vanderbilt, 2015)  
Punt Return TD: 1 (2x, last vs. Alabama, 2015)  
Kick Returns: 1 (Kentucky, 2016)  
Kick Return Yards: 21 (Kentucky, 2016)

### #82 MORAL STEPHENS

Receptions: 1 (Kentucky, 2016)  
Receiving Yards: 14 (Kentucky, 2016)  
Long Catch: 14 (Kentucky, 2016)

### #85 CHRIS THOMPSON

Receptions: 3 (Florida State, 2013)  
Receiving Yards: 24 (Florida State, 2013)  
Long Catch: 20 (Michigan, 2014)  
Tackles: 3 (Ole Miss, 2015)

## SPECIAL TEAMS HIGHS

### #15 EDDIE PINEIRO

FG Attempted: 3 (2x, last vs. Kentucky, 2016)  
FG Made: 3 (UMass, 2016)  
FG Long: 54 (Kentucky, 2016)  
Kickoffs: 8 (Kentucky, 2016)  
Kickoffs Yards: 524 (Kentucky, 2016)  
Kickoff Average: 65.5 (Kentucky, 2016)

### #98 JORGE POWELL

FG Attempted: 2 (Ole Miss, 2015)  
FG Made: 1 (Ole Miss, 2015)  
FG Long: 31 (Ole Miss, 2015)  
Kickoffs: 8 (Ole Miss, 2015)  
Kickoff Yards: 508 (Ole Miss, 2015)  
Kickoff Average: 63.5 (Ole Miss, 2015)

### #19 JOHNNY TOWNSEND

Punts: 9 (3x, last Florida State, 2015)  
Punting Yds: 418 (Florida State, 2015)  
Punting Avg: 55.2 (North Texas, 2016)  
Punting Long: 61 (2x, last UT, 2015)

## DEFENSIVE CAREER HIGHS

## #6 QUINCY WILSON

Tackles: 4 (6x, last Alabama, 2015)  
Sacks: None  
Forced Fumbles: 1 (Georgia, 2014)  
Interceptions: 1 (2x, last vs. Kentucky, 2016)

## #7 DUKE DAWSON

Tackles: 6 (Vanderbilt, 2014)  
Sacks: None  
Forced Fumbles: None  
Interceptions: 1 (EMU, 2014)

## #8 NICK WASHINGTON

Tackles: 6 (ECU, 2015)  
Sacks: 0.5 (Missouri, 2015)  
Forced Fumbles: 1 (FAU, 2015)  
Interceptions: None

## #11 VOSEAN JOSEPH

Tackles: 1 (Kentucky, 2016)  
Sacks: None  
Forced Fumbles: None  
Interceptions: None

## #13 DANIEL MCMILLIAN

Tackles: 6 (Michigan, 2014)  
Sacks: None  
Forced Fumbles: 1 (South Carolina, 2015)  
Interceptions: None

## #14 CHRIS WILLIAMSON

Tackles: 2 (UMass, 2016)  
Sacks: None  
Forced Fumbles: None  
Interceptions: None

## #17 JORDAN SHERIT

Tackles: 5 (Kentucky, 2016)  
Sacks: 1.5 (2x, last vs. Kentucky, 2016)  
Forced Fumbles: None  
Interceptions: None

## #20 MARCUS MAYE

Tackles: 10 (Tennessee, 2015)  
Sacks: 1 (North Texas, 2016)  
Forced Fumbles: 1 (6x, last vs. Michigan, 2015)  
Interceptions: 1 (5x, last vs. Kentucky, 2016)

## #23 CHAUNCEY GARDNER

Tackles: 3 (UMass, 2016)  
Sacks: None  
Forced Fumbles: None  
Interceptions: None

## #26 MARCELL HARRIS

Tackles: 5 (ECU, 2015)  
Sacks: None  
Forced Fumbles: None  
Interceptions: 1 (North Texas, 2016)

## #28 KYLAN JOHNSON

Tackles: 3 (Kentucky, 2016)  
Sacks: 0.5 (Kentucky, 2016)  
Forced Fumbles: None  
Interceptions: None

## #29 JEAOWN TAYLOR

Tackles: 2 (2x, last vs. Kentucky, 2016)  
Sacks: None  
Forced Fumbles: None  
Interceptions: None

## #31 TEEZ TABOR

Tackles: 7 (2x, last vs. Michigan, 2015)  
Sacks: 1 (3x, last Vanderbilt, 2014)  
Forced Fumbles: 1 (Tennessee, 2014)  
Interceptions: 1 (6x, last vs. Kentucky, 2016)

## #33 DAVID REESE

Tackles: 5 (North Texas, 2016)  
Sacks: None  
Forced Fumbles: None  
Interceptions: None

## #34 ALEX ANZALONE

Tackles: 6 (Kentucky, 2016)  
Sacks: 1.5 (Kentucky, 2016)  
Forced Fumbles: None  
Interceptions: None

## #35 JOSEPH PUTU

Tackles: 2 (Kentucky, 2016)  
Sacks: None  
Forced Fumbles: None  
Interceptions: None

## #40 JARRAD DAVIS

Tackles: 10 (3x, last FAU, 2015)  
Sacks: 2.0 (FAU, 2015)  
Forced Fumbles: 1 (2x, last vs. Bama 2015)  
Interceptions: 1 (Georgia, 2015)

## #50 JEREMIAH MOON

Tackles: 2 (Kentucky, 2016)  
Sacks: None  
Forced Fumbles: None  
Interceptions: None

## #54 KHAIRI CLARK

Tackles: 2 (Kentucky, 2016)  
Sacks: None  
Forced Fumbles: None  
Interceptions: None

## #57 CALEB BRANTLEY

Tackles: 6 (LSU, 2014)  
Sacks: 1.0 (2x, last South Carolina, 2015)  
Forced Fumbles: 1 (2x, last ECU, 2014)  
Interceptions: None

## #98 LUKE ANCRUM

Tackles: 1 (2x, last vs. North Texas, 2016)  
Sacks: None  
Forced Fumbles: None  
Interceptions: None

## #91 JOEY IVIE

Tackles: 6 (EKU, 2014)  
Sacks: 3.0 (ECU, 2015)  
Forced Fumbles: None  
Interceptions: None

## #92 JABARI ZUNIGA

Tackles: 4 (UMass, 2016)  
Sacks: 2.0 (2x, last vs. North Texas, 2016)  
Forced Fumbles: 1 (North Texas, 2016)  
Interceptions: None

## #93 TAVEN BRYAN

Tackles: 2 (3x, last vs. North Texas, 2015)  
Sacks: 0.5 (Ole Miss, 2015)  
Forced Fumbles: None  
Interceptions: None

## #94 BRYAN COX JR.

Tackles: 8 (Vanderbilt, 2015)  
Sacks: 3 (Tennessee, 2014)  
Forced Fumbles: 1 (Tennessee, 2015)  
Interceptions: None

## #95 KEIVONNIS DAVIS

Tackles: 1 (Kentucky, 2016)  
Sacks: None  
Forced Fumbles: None  
Interceptions: None

## #96 CECE JEFFERSON

Tackles: 5 (UK, 2015)  
Sacks: 1.0 (3x, last Florida State, 2015)  
Forced Fumbles: None  
Interceptions: None

## #97 JUSTUS REED

Tackles: 3 (NMSU, 2015)  
Sacks: 2 (NMSU, 2015)  
Forced Fumbles: None  
Interceptions: None

## #99 JACHAI POLITE

Tackles: 1 (2x, last vs. North Texas, 2016)  
Sacks: 1 (Kentucky, 2016)  
Forced Fumbles: 1 (Kentucky, 2016)  
Interceptions: None

## 2016 GAME CAPTAINS

UMass: Jarrad Davis, Alex Anzalone, Mark Herndon, Cam Dillard  
Kentucky: Bryan Cox, Brandon Powell, Ahmad Fulwood, Marcus Maye  
North Texas: Caleb Brantley, Luke Del Rio, David Sharpe, Nick Washington

SERIES HISTORY - TENNESSEE <sup>UF leads series 26-19</sup>

YEAR	W/L	UF	UT	RANK (UF/UT)	LOCATION
1916	L	0	24		Tampa
1921	L	0	9		Knoxville
1928	L	12	13		Knoxville
1930	L	6	13		Jacksonville
1932	L	13	32		Jacksonville
1933	L	6	13		Knoxville
1940	L	0	14	NR/5	Knoxville
1944	L	0	40	NR/15	Knoxville
1952	L	12	26	18/7	Knoxville
1953	L	7	9	NR/18	Gainesville
1954	W	14	0		Knoxville
1955	L	0	20		Gainesville
1969	W	14	13	15/11	Jacksonville#
1970	L	7	38	NR/11	Knoxville
1971	L	13	20	NR/12	Gainesville
1976	W	20	18	11/NR	Knoxville
1977	W	27	17	19/NR	Gainesville
1984	W	43	30	18/NR	Knoxville
1985	W	17	10	7/14	Gainesville
1990	L	3	45	9/5	Knoxville
1991	W	35	18	10/4	Gainesville
1992	L	14	31	4/14	Knoxville
1993	W	41	34	9/5	Gainesville
1994	W	31	0	1/15	Knoxville
1995	W	62	37	4/8	Gainesville
1996	W	35	29	4/2	Knoxville
1997	W	33	20	3/4	Gainesville
1998	L (OT)	17	20	2/6	Knoxville
1999	W	23	21	4/2	Gainesville
2000	W	27	23	6/11	Knoxville
2001	L	32	34	2/5	Gainesville
2002	W	30	13	10/4	Knoxville
2003	L	10	24	17/12	Gainesville
2004	L	28	30	11/13	Knoxville
2005	W	16	7	6/5	Gainesville
2006	W	21	20	7/13	Knoxville
2007	W	59	20	5/22	Gainesville
2008	W	30	6	4/NR	Knoxville
2009	W	23	13	1/NR	Gainesville
2010	W	31	17	10/NR	Knoxville
2011	W	33	23	16/RV	Gainesville
2012	W	37	20	18/23	Knoxville
2013	W	31	17	19/NR	Gainesville
2014	W	10	9	NR/NR	Knoxville
2015	W	28	27	NR/NR	Gainesville

## THE LAST TIME...

## BY FLORIDA:

**30 Rushing Attempts:** 34, Mike Gillislee vs. LSU, Oct. 6, 2012 (47 games)

**40 Rushing Attempts:** 41, Errict Rhett vs. Georgia, Oct. 30, 1993 (290 games)

**100 Yards Rushing:** 105, Lamical Perine vs. Kentucky, Sept. 10, 2016 (1 game)

**200 Yards Rushing:** 210, Clatrick Fason vs. Kentucky, Sept. 25, 2004 (155 games)

**300 Yards Rushing:** 316, Emmitt Smith vs. New Mexico, Oct. 21, 1989 (340 games)

**2+ Players with 100+ Yards Rushing:** Kelvin Taylor (197 yards) and Matt Jones (193 yards) vs. Georgia, Nov. 1, 2014 (22 games)

**5 TDs Rushing:** 5, Trey Burton vs. Kentucky, Sept. 25, 2010 (75 games)

**3 TDs Receiving:** Riley Cooper vs. Western Carolina, Nov. 11, 2006 (121 games)

**5+ TDs Passing:** 6, Chris Leak vs. South Carolina, Nov. 13, 2004 (153 games)

**20+ Passes Completed:** 29, Luke Del Rio vs. UMass, Sept. 3, 2016 (2 games)

**30+ Passes Completed:** 31, Jeff Driskel vs. Eastern Michigan, Sept. 6, 2014 (28 games)

**40+ Passes Attempted:** 44, Luke Del Rio vs. UMass, Sept. 3, 2016 (2 games)

**300+ Yards Passing:** 320, Luke Del Rio vs. Kentucky, Sept. 10, 2016 (1 game)

**Back-to-Back 300-Yard Passing Games:** Tim Tebow, at South Carolina & vs. Florida Atlantic, 2007 (109 games)

**9-Straight Games with 300 Yards Passing:** Rex Grossman, Marshall-South Carolina, 2001 (187 games)

**10+ Receptions:** 15, Demarcus Robinson vs. Kentucky, Sept. 13, 2014 (27 games)

**150+ Receiving Yards:** 216, Demarcus Robinson vs. Kentucky, Sept. 13, 2014 (28 games)

**2+ Players with 100+ Yards Receiving:** D. Robinson (137 yds) and Q. Dunbar (107 yds) vs. Eastern Kentucky, Nov. 22, 2014 (19 games)

**10+ Plays of 20+ Yards in a Game:** 10 at FSU (seven offensive, one defensive. two kickoff returns, one punt return) Nov. 24, 2012 (42 games)

**Kickoff Return for a TD:** 100 yards, Solomon Patton vs. Missouri, Oct. 19, 2013 (34 games)

**Punt Return for a TD:** 85 yards, Antonio Callaway vs. Alabama, Dec. 5, 2015 (4 games)

**Fake Field Goal for a TD:** 21 yards, Michael McNeely vs. Georgia, Nov. 1, 2014 (22 games)

**150+ Return Yards:** 158, Solomon Patton vs. Missouri, Oct. 19, 2013 - 158 kickoff ret. (31 games)

**Limited an Opponent to Under 100 yards Total Offense:** 53 vs. North Texas, Sept. 17, 2016 (0 games)

**Limited an Opponent to Under 50 yards Passing:** 30 vs. Vanderbilt, Nov. 7, 2015 (7 games)

**Limited an Opponent to Under 50 yards Rushing:** -13 vs. North Texas, Sept. 17, 2016 (0 games)

**Interception Return for a TD:** 40 yards, Teez Tabor vs. Missouri, Oct. 10, 2015 (11 games)

**2+ Interceptions returned for a TD:** 2, vs. Furman, November 19, 2011, 75 yards, Jelani Jenkins and 25 yards, Pop Saunders (56 games)

**Intercepted PAT Returned for a Defensive Extra Point:** Keiwan Ratliff vs. Kentucky, Sept. 28, 2002 (180 games)

**Multiple Defensive TDs:** 2, vs. Furman, November 19, 2011, 75 yards, Jelani Jenkins and 25 yards, Pop Saunders (56 games)

**2+ Interceptions in a Game:** 2, Brian Poole at Florida State, Nov. 29, 2014 (18 games)

**2+ Interceptions in Back-to-Back Games:** Ryan Smith - 2 vs. Alabama, Sept. 30, 2006 & 2 vs. LSU, Oct. 7, 2006 (127 games)

**3+ Players with an Interception:** 4 vs. Georgia, October 31, 2015 - Marcus Maye, Vernon Hargreaves, Keanu Neal, Jarrod Davis (9 games)

**Fumble Return for a TD:** 49 yards, Keanu Neal, at Alabama, Sept. 20, 2014 (26 games)

**Fumble Recovered in the End Zone for a TD:** Nick Washington vs. Georgia, Oct. 31, 2015 (9 games)

**Florida Recorded a Safety:** Sept. 17 vs. North Texas; Mason Fine sacked in endzone by Caleb Brantley (0 games)

**Blocked a Punt:** Loucheiz Purifoy vs. Miami, Sept. 8, 2013 (39 games)

**Blocked a Field Goal:** Sharrif Floyd vs. Louisville, Jan. 2, 2013 (Sugar Bowl) (41 games)

**Blocked a PAT:** Mike Taylor vs. Louisville, Jan. 2, 2013 (Sugar Bowl) (41 games)

**Blocked a Punt for a TD:** Blocked by Loucheiz Purifoy and recovered by Jelani Jenkins for a 36-yard touchdown vs. Louisiana, Nov. 9, 2012 (44 games)

**Blocked FG returned for a TD:** Blocked by M. Thomas, returned by R. Lewis, 52 yards vs. Florida State, Nov. 26, 2005 (134 games)

**Blocked PAT Returned for a Defensive Extra Point:** Blocked by M. Thomas, returned by D. Webb, vs. South Carolina, Nov. 12, 2005 (136 games)

**Blocked 2 Kicks in a Game (any combination: Punt, FG, PAT):** 2 vs. Louisville, Jan. 2, 2013 (Sugar Bowl); Sharrif Floyd blocked field goal, Mike Taylor blocked PAT (41 games)

**Blocked 3 Kicks in a Game (any combination: Punt, FG, PAT):** 3 vs. Kentucky, Oct. 25, 2008: William Green blocked punt, Jeffery Dempo blocked punt, Joe Haden blocked field goal (101 games)

**Blocked 2 Punts in a Game:** 2 at Vanderbilt, Nov. 6, 2010: Chris Rainey blocked two punts (71 games)

**Blocked 2 Field Goals in a Game:** Nov. 11, 2006 vs. South Carolina: 1 - Ray McDonald, 1 - Jarvis Moss (125 games)

**Player Blocked 2 Kicks in a Game (any combination: Punt, FG, PAT):** 2 at Vanderbilt, Nov. 6, 2010: Chris Rainey, two punts (71 games)

**50+ Yard Field Goal:** 54 yards, Eddy Pineiro vs. Kentucky, Sept. 10, 2016 (1 game)

**Missed a PAT:** Austin Hardin vs. FAU, Nov. 21, 2015 (6 games)

**Missed a Field Goal:** Missed from 48 yards, Eddy Pineiro vs. Kentucky, Sept. 10, 2016 (1 game)

**Player Played Both Ways:** Bryan Cox, Jr. vs. FAU, November 21, 2015 (6 games)

**Player Started Both Ways:** Loucheiz Purifoy, vs. FSU, Nov. 24, 2012; Purifoy played cornerback and running back (41 games)

**WR or RB Threw a TD Pass:** Antonio Callaway vs. Michigan (Buffalo Wild Wings Citrus Bowl), Jan. 1, 2016 (3 games)

**TD by an Offensive Lineman:** Thomas Moody vs. South Carolina, Nov. 11, 2000; Moody scored on a six-yard reception (200 games)

**Player Scored a TD Rushing & Receiving in a Game:** Jordan Cronkrite vs. South Carolina, Nov. 15, 2015 (7 games)

**4 Freshmen Scored a TD in a game:** Nov. 18, 2006 vs. Western Carolina - Riley Cooper 3 receiving, Tim Tebow 2 rushing, Jarrod Fayson 1 rushing, Brandon James 1 punt return (124 games)

**Scored a TD on the Opening Drive:** Oct. 10, 2015 at Missouri (11 games)

**Scored a TD on the First Three Possessions of a Game:** Nov. 20, 2010 vs. Appalachian State (69 games)

**Scored a TD on the First Four Possessions of a Game:** Nov. 22, 2008 vs. The Citadel (96 games)

**Scored a TD on the First Seven Possessions of a Game:** Nov. 22, 2008 vs. The Citadel (96 games)

**Converted a 2 Point Conversion:** Freddie Swain 1-yd run, Sept. 3, 2016 vs. UMass (2 games)

**Player Forced a Fumble and Recovered a Fumble in a Game:** Alex McCalister vs. Ole Miss, Oct. 3, 2015 (12 games)

**Recorded a Shutout:** Sept. 6, 2014 vs. Eastern Michigan (28 games)

**Held Time of Possession for Over 40 Minutes in a Game:** 40:48 vs. Ohio State, Jan. 8, 2007 (120 games)

**Forced an Opponent to have 5 Drives for Negative Yardage in a Game:** 6 vs. Eastern Kentucky, Nov. 22, 2014 (19 games)

**Recorded Five Fourth-Down Conversions in a Game:** Went 5-for-5 on fourth down vs. Tennessee, Sept. 26, 2015 (12 games)

## BY AN OPPONENT:

**30 Rushing Attempts:** 44, Derrick Henry, vs. Alabama, Dec. 5, 2015 (4 games)

**40 Rushing Attempts:** 44, Derrick Henry, vs. Alabama, Dec. 5, 2015 (4 games)

**100 Yards Rushing:** 109, De'Veon Smith, vs. Michigan, Jan. 1, 2016 (3 games)

**200 Yards Rushing:** 212, Marcus Lattimore, vs. South Carolina, Nov. 13, 2010 (68 games)

**2+ Players with 100+ Yards Rushing:** Josh Dobbs (136) and Jalen Hurd (102), vs. Tennessee, Sept. 26, 2015 (13 games)

**3 Rushing TDs:** 3, Jerron Seymour, vs. Vanderbilt, Nov. 9, 2013 (32 games)

**20+ Passes Completed:** 20, Jake Rudock, vs. Michigan, Jan. 1, 2016 (3 games)

**30+ Passes Completed:** 33, Faton Bauta vs. Georgia, Oct. 31, 2015 (9 games)

**40+ Passes Attempted:** 54, Blake Kemp, vs. East Carolina, Sept. 12, 2015 (15 games)

**300+ Yards Passing:** 333, Blake Kemp, vs. East Carolina, Sept. 12, 2015 (14 games)

**400+ Yards Passing:** 427, Shane Carden, vs. East Carolina, Jan. 3, 2015 (Birmingham Bowl) (17 games)

**300+ Yards Total Offense:** 306, Blake Kemp, vs. East Carolina, Sept. 12, 2015 (Kemp passed for 333 and rushed for -27) (12 games)

**100+ Yards Receiving:** 118, Calvin Jehu Chesson, vs. Michigan, Jan. 1, 2016 (3 games)

**150+ Yards Receiving:** 160, Justin Hardy, vs. East Carolina, Jan. 3, 2015 (Birmingham Bowl) (17 games)

**200+ Yards Receiving:** 201, Amari Cooper, at Alabama, Sept. 20, 2014 (26 games)

**2+ Players with 100+ Yards Receiving:** Justin Hardy (160) and Cam Worthy (130), vs. East Carolina, Jan. 3, 2015 (Birmingham Bowl) (17 games)

**3 Receiving TDs:** 3, Amari Cooper, at Alabama, Sept. 20, 2014 (26 games)

**Blocked Kick Returned for a TD:** 78, Devin Hester, Miami (Chick-Fil-A Peach Bowl), Dec. 31, 2004 (147 games)

**50+ Yard Field Goal:** 51, Roberto Aguayo, vs. Florida State, Nov. 28, 2015 (5 games)

**Kickoff Return for a TD:** 96, Marcus Murphy, Missouri, Oct. 18, 2014 (23 games)

**Punt Return for a TD:** 82, Marcus Murphy, Missouri, Oct. 18, 2014 (22 games)

**Fake Punt for a TD:** 57, Tim Sesley, SW Louisiana, Nov. 6, 1993 (291 games)

**Fake Field Goal for a TD:** 16-yard run, Trent Domingue, LSU, Oct. 17, 2015 (10 games)

**Interception Return for a TD:** 94-yard return, Terrance Smith, at Florida State, Nov. 29, 2014 (18 games)

**3+ Interceptions:** 3, Corey Webster, LSU, Oct. 12, 2002 (178 games)

**Fumble Return for a TD:** 0, Ocie Rose, FAU, Nov. 21, 2015 (6 games)

**Blocked Field Goal:** D.J. Pettway, Alabama, Dec. 5, 2015 (4 games)

**Blocked Punt:** Keith Holcombe, Alabama, Dec. 5, 2015 (4 games)

**Blocked Punt Return for a TD:** Blake Commie, Louisiana, Nov. 9, 2012 (45 games)

**Blocked Field Goal for a TD:** Thomas Carroll, Miami, Dec. 31, 2004 (Chick-Fil-A Peach Bowl); Carroll blocked the Matt Leach kick and Devin Hester returned it 78-yards for a TD (147 games)

**Blocked PAT Returned for a Defensive Extra Point:** Victor Hampston, South Carolina, Oct. 20, 2012 (47 games)

**Florida Player Tackled for a Safety:** Chris Leak vs. South Carolina, Nov. 15, 2003 (162 games)

**Florida Player Intentionally Takes a Safety:** John Brantley vs. Furman, batted ball out of endzone on botched snap, Nov., 19, 2011 (56 games)

**Florida Player Allows a Safety by Penalty:** John Brantley vs. Furman, batted ball out of endzone on botched snap, Nov., 19, 2011 (56 games)

**Missed a Field Goal:** Missed from 34 yards, Austin MacGinnis vs. Kentucky, Sept. 10, 2016 (1 game)

**Missed a PAT:** Younghoe Koo, vs. Georgia Southern, Nov. 23, 2013 (79 games)

**Blocked a PAT:** Ni Internicola vs. FAU, Nov. 21, 2015 (6 games)



## GAME 1

## FLORIDA 24, UMASS 7

September 3, 2016 | Ben Hill Griffin Stadium at Florida Field | Gainesville, FL (Attendance: 88,121)

Score by Quarters	1	2	3	4	Score
UMass	0	7	0	0	7
Florida	7	3	0	14	24

## SCORING SUMMARY

## UMASS-UF

1st	03:57	UF	Callaway, A. 12 yd pass from Del Rio, L. (Pineiro, E. kick)	0 - 7
			11 plays, 71 yards, TOP 5:31	
2nd	14:18	UMASS	Comis, R. 5 yd run (Caggiano, M. kick)	7 - 7
			9 plays, 75 yards, TOP 4:39	
	00:08	UF	Pineiro, E. 40 yd field goal	7 - 10
			9 plays, 30 yards, TOP 2:37	
4th	11:14	UF	Pineiro, E. 49 yd field goal	7 - 13
			6 plays, 27 yards, TOP 2:35	
	08:04	UF	Powell, B. 26 yd pass from Del Rio, L. (Swain, F. pass from Del Rio, L.)	7 - 21
			5 plays, 46 yards, TOP 1:31	
	02:26	UF	Pineiro, E. 48 yd field goal	7 - 24
			8 plays, 39 yards, TOP 3:02	

## TEAM STATISTICS

## UMASS

## UF

FIRST DOWNS	12	21
NET YARDS RUSHING	46	107
Rushing Attempts	35	29
NET YARDS PASSING	141	256
Completions-Attempts-Int	9-17-0	29-44-0
TOTAL OFFENSE YARDS	187	363
Total offense plays	52	73
Fumbles: Number-Lost	1-0	3-0
Penalties: Number-Yards	7-25	8-80
PUNTS-YARDS	7-288	4-178
KICKOFFS-YARDS	2-126	6-386
Punt returns: Number-Yards-TD	2-9-0	4-33-0
Kickoff returns: Number-Yds-TD	2-27-0	2-53-0
Possession Time	28:01	31:59
Third-Down Conversions	1 of 11	9 of 17
Fourth-Down Conversions	1 of 2	1 of 2
Sacks By: Number-Yards	1-6	4-33

## INDIVIDUAL STATISTICS

<b>Passing</b>	<b>UMASS</b> - R. Comis 9-17-0-141
	<b>UF</b> - L. Del Rio 29-44-0-256 2 TD
<b>Rushing</b>	<b>UMASS</b> - M. Young 19-59, S. Lindsay 3-4, B. Ally 2-4, J. Robinson 1-1, TEAM 1-(-1), R. Comis 9-(-20) TD
	<b>UF</b> - J. Scarlett 13-70, M. Thompson 6-22, L. Del Rio 6-11, J. Cronkrite 3-5, L. Perine 1-(-1)
<b>Receiving</b>	<b>UMASS</b> - A. Isabella 3-95, B. Davis 2-17, A. Breneman 2-6, J. Williams 1-24, M. Young 1-(-1)
	<b>UF</b> - A. Callaway 8-72 TD, B. Powell 7-73 TD, J. Hammond 5-38, D. Goolsby 3-28, J. Cronkrite 2-13, F. Swain 2-11, A. Fulwood 1-13, J. Scarlett 1-8
<b>Sacks</b>	<b>UMASS</b> - D. Downey 1.0
	<b>UF</b> - J. Zuniga 2.0, A. Anzalone 1.0, J. Davis 0.5, K. Davis 0.5
<b>Interceptions</b>	<b>UMASS</b> - none
	<b>UF</b> - none
<b>Fumbles</b>	<b>UMASS</b> - M. Young 1-0
	<b>UF</b> - A. Callaway 1-0, L. Perine 1-0, L. Del Rio 1-0

## GAME 2

## FLORIDA 45, KENTUCKY 7

September 10, 2016 | Ben Hill Griffin Stadium at Florida Field | Gainesville, FL (Attendance: 85,821)

Score by Quarters	1	2	3	4	Score
Kentucky	0	0	0	7	7
Florida	14	10	14	7	45

## SCORING SUMMARY

## UK-UF

1st	02:34	UF	Mark Thompson 3 yd run (Eddy Pineiro kick)	0 - 7
			15 plays, 84 yards, TOP 7:29	
	00:37	UF	Antonio Callaway 78 yd pass from Luke Del Rio (Eddy Pineiro kick)	0 - 14
			1 play, 78 yards, TOP 0:12	
2nd	05:57	UF	Eddy Pineiro 54 yd field goal	0 - 17
			8 plays, 44 yards, TOP 3:06	
	00:18	UF	Brandon Powell 5 yd pass from Luke Del Rio (Eddy Pineiro kick)	0 - 24
			13 plays, 58 yards, TOP 4:13	
3rd	12:25	UF	Freddie Swain 26 yd pass from Luke Del Rio (Eddy Pineiro kick)	0 - 31
			3 plays, 45 yards, TOP 1:21	
	03:40	UF	Jordan Scarlett 4 yd run (Eddy Pineiro kick)	0 - 38
			6 plays, 33 yards, TOP 3:03	
4th	14:19	UF	Lamical Perine 28 yd pass from Luke Del Rio (Eddy Pineiro kick)	0 - 45
			6 plays, 58 yards, TOP 2:41	
	04:27	UK	Jojo Kemp 2 yd run (A. MacGinnis kick)	7 - 45
			9 plays, 65 yards, TOP 4:45	

## TEAM STATISTICS

## UK

## UF

FIRST DOWNS	9	28
NET YARDS RUSHING	94	244
Rushing Attempts	34	50
NET YARDS PASSING	55	320
Completions-Attempts-Int	3-14-3	19-33-1
TOTAL OFFENSE YARDS	149	564
Total offense plays	48	83
Fumbles: Number-Lost	1-1	0-0
Penalties: Number-Yards	2-25	6-75
PUNTS-YARDS	5-217	1-54
KICKOFFS-YARDS	2-123	8-524
Punt returns: Number-Yards-TD	0-0-0	3-4-0
Kickoff returns: Number-Yds-TD	2-48-0	2-32-0
Possession Time	22:34	37:26
Third-Down Conversions	4 of 12	14 of 20
Fourth-Down Conversions	0 of 0	1 of 1
Sacks By: Number-Yards	0-0	5-26

## INDIVIDUAL STATISTICS

<b>Passing</b>	<b>UK</b> - D. Barker 2-10-3-10, S. Johnson 1-3-0-45, Team 0-1-0-0
	<b>UF</b> - L. Del Rio 19-32-1-320 4 TD, A. Appleby 0-1-0-0
<b>Rushing</b>	<b>UK</b> - S. Williams 12-66, J. Badet 1-25, J. Kemp 8-13 TD, S. Johnson 7-9, D. Barker 6-(-19)
	<b>UF</b> - L. Perine 17-105, M. Thompson 15-59, J. Scarlett 9-43, J. Cronkrite 5-29, L. Del Rio 2-5, M. Herndon 2-4
<b>Receiving</b>	<b>UK</b> - J. Badet 1-45, S. Williams 1-7, T. Richardson 1-3
	<b>UF</b> - A. Callaway 5-129 TD, B. Powell 4-43 TD, D. Goolsby 3-44, C. Worton 2-19, L. Perine 1-28 TD, F. Swain 1-26 TD, M. Stephens 1-14, J. Cronkrite 1-10, C. Lewis 1-7
<b>Sacks</b>	<b>UK</b> - none
	<b>UF</b> - J. Sherite 2.0-13, A. Anzalone 1.5-7, J. Polite 1.0-5, K. Johnson 0.5-1
<b>Interceptions</b>	<b>UK</b> - D. Baity 1-10
	<b>UF</b> - M. Maye 1-6, Q. Wilson 1-2, J. Tabor 1-0
<b>Fumbles</b>	<b>UK</b> - S. Johnson 1-1
	<b>UF</b> - none



## FLORIDA 32, NORTH TEXAS 0

September 18, 2016 | Ben Hill Griffin Stadium at Florida Field | Gainesville, FL (Attendance: 86,848)

Score by Quarters	1	2	3	4	Score
North Texas	0	0	0	0	0
Florida	5	14	0	13	32

SCORING SUMMARY				UMASS -UF
1st	13:04	UF	Team safety	0 - 2
	08:49	UF	Pineiro,E. 22 yd field goal	
			9 plays, 67 yards, TOP 4:15	0 - 5
2nd	12:32	UF	Cronkrite,J. 6 yd run (Pineiro,E. kick)	
			6 plays, 46 yards, TOP 2:39	0 - 12
	03:00	UF	Perine,L. 2 yd run (Pineiro,E. kick)	
			5 plays, 52 yards, TOP 2:13	0 - 19
4th	13:46	UF	Thompson,M. 20 yd run (Appleby,A. pass failed)	
			8 plays, 74 yards, TOP 4:14	0 - 25
	07:15	UF	Scarlett,J. 1 yd run (Pineiro,E. kick)	
			8 plays, 48 yards, TOP 5:19	0 - 32

TEAM STATISTICS	UNT	UF
FIRST DOWNS	8	26
NET YARDS RUSHING	-13	255
Rushing Attempts	28	43
NET YARDS PASSING	66	216
Completions-Attempts-Int	6-22-1	16-29-1
TOTAL OFFENSE YARDS	53	471
Total offense plays	50	72
Fumbles: Number-Lost	2-0	1-0
Penalties: Number-Yards	7-70	11-97
PUNTS-YARDS	9-409	4-221
KICKOFFS-YARDS	2-129	6-387
Punt returns: Number-Yards-TD	3-27-0	5-23-0
Kickoff returns: Number-Yds-TD	1-15-0	1-12-0
Possession Time	23:47	36:13
Third-Down Conversions	2 of 13	6 of 13
Fourth-Down Conversions	0 of 2	0 of 2
Sacks By: Number-Yards	0-0	7-53

### INDIVIDUAL STATISTICS

<b>Passing</b>	<b>UNT</b> - M. Fine 6-22-1-66, T. Wilson 0-0-0-0
	<b>UF</b> - L. Del Rio 14-25-1-186, A. Appleby 2-4-0-30
<b>Rushing</b>	<b>UNT</b> - J. Wilson 10-26, W. Ivery 6-11, A. Tucker 2-5, 1-(-10), M. Fine 9-(-45)
	<b>UF</b> - M. Thompson 11-85 TD, J. Scarlett 11-62 TD, L. Perine 11-57 TD, J. Cronkrite 9-46 TD, A. Appleby 1-5
<b>Receiving</b>	<b>UNT</b> - T. Thompson 3-50, W. Ivery 2-12, K. Buyers 1-4
	<b>UF</b> - D. Goolsby 3-40, J. Cronkrite 3-22, B. Powell 3-20, J. Hammond 2-72, L. Perine 1-29, A. Fulwood 1-15, F. Swain 1-10, C. Worton 1-4, C. Lewis 1-4
<b>Sacks</b>	<b>UNT</b> - none
	<b>UF</b> - J. Zuniga 2.0-18, J. Davis 1.5-11, M. Maye 1-10, C. Brantley 1-7, J. Polite 1-4, J. Ivie 0.5-3
<b>Interceptions</b>	<b>UNT</b> - N. Brooks 1-12
	<b>UF</b> - M. Harris 1-25
<b>Fumbles</b>	<b>UNT</b> - A. Wyche 1-0, M. Fine 1-0
	<b>UF</b> - C. Worton 1-0

## GAME-BY-GAME RUSHING STATS

## #4 - BRANDON POWELL - WR

OPPONENT	No	Yds	Avg	TD	Lg
UMass - 9/3	0	0	0.0	0	0
UK - 9/10	0	0	0.0	0	0
NTexas - 9/17	0	0	0.0	0	0
at Tenn - 9/24	0	0	0.0	0	0
at Vandy 10/1	0	0	0.0	0	0
LSU - 10/8	0	0	0.0	0	0
Mizzou - 10/15	0	0	0.0	0	0
vs. UGA - 10/29	0	0	0.0	0	0
at Ark - 11/5	0	0	0.0	0	0
USC - 11/12	0	0	0.0	0	0
Presb - 11/19	0	0	0.0	0	0
at FSU 11/26	0	0	0.0	0	0
<b>2014</b>	16	70	4.4	1	13
<b>2015</b>	14	31	2.2	0	7
<b>2016</b>	0	0	0.0	0	0
<b>Career</b>	30	101	3.4	1	13

## #12 - AUSTIN APPLEBY - QB

OPPONENT	No	Yds	Avg	TD	Lg
UMass - 9/3	0	0	0.0	0	0
UK - 9/10	0	0	0.0	0	0
NTexas - 9/17	1	5	5.0	0	5
at Tenn - 9/24	0	0	0.0	0	0
at Vandy 10/1	0	0	0.0	0	0
LSU - 10/8	0	0	0.0	0	0
Mizzou - 10/15	0	0	0.0	0	0
vs. UGA - 10/29	0	0	0.0	0	0
at Ark - 11/5	0	0	0.0	0	0
USC - 11/12	0	0	0.0	0	0
Presb - 11/19	0	0	0.0	0	0
at FSU 11/26	0	0	0.0	0	0
<b>2016</b>	1	5	5.0	0	5
<b>Career</b>	1	5	5.0	0	5

## #14 - LUKE DEL RIO - QB

OPPONENT	No	Yds	Avg	TD	Lg
UMass - 9/3	6	11	1.8	0	7
UK - 9/10	2	5	2.5	0	3
NTexas - 9/17	0	0	0.0	0	0
at Tenn - 9/24	0	0	0.0	0	0
at Vandy 10/1	0	0	0.0	0	0
LSU - 10/8	0	0	0.0	0	0
Mizzou - 10/15	0	0	0.0	0	0
vs. UGA - 10/29	0	0	0.0	0	0
at Ark - 11/5	0	0	0.0	0	0
USC - 11/12	0	0	0.0	0	0
Presb - 11/19	0	0	0.0	0	0
at FSU 11/26	0	0	0.0	0	0
<b>2016</b>	8	16	2.0	0	7
<b>Career</b>	8	16	2.0	0	7

## #22 - LAMICAL PERINE - RB

OPPONENT	No	Yds	Avg	TD	Lg
UMass - 9/3	1	-1	-1.0	0	0
UK - 9/10	17	105	6.2	0	36
NTexas - 9/17	11	57	5.2	1	13
at Tenn - 9/24	0	0	0.0	0	0
at Vandy 10/1	0	0	0.0	0	0
LSU - 10/8	0	0	0.0	0	0
Mizzou - 10/15	0	0	0.0	0	0
vs. UGA - 10/29	0	0	0.0	0	0
at Ark - 11/5	0	0	0.0	0	0
USC - 11/12	0	0	0.0	0	0
Presb - 11/19	0	0	0.0	0	0
at FSU 11/26	0	0	0.0	0	0
<b>2016</b>	29	161	5.6	1	36
<b>Career</b>	29	161	5.6	1	36

## #24 - MARK THOMPSON - RB

OPPONENT	No	Yds	Avg	TD	Lg
UMass - 9/3	6	22	3.7	0	6
UK - 9/10	15	59	3.9	1	11
NTexas - 9/17	11	85	7.7	1	36
at Tenn - 9/24	0	0	0.0	0	0
at Vandy 10/1	0	0	0.0	0	0
LSU - 10/8	0	0	0.0	0	0
Mizzou - 10/15	0	0	0.0	0	0
vs. UGA - 10/29	0	0	0.0	0	0
at Ark - 11/5	0	0	0.0	0	0
USC - 11/12	0	0	0.0	0	0
Presb - 11/19	0	0	0.0	0	0
at FSU 11/26	0	0	0.0	0	0
<b>2016</b>	32	166	5.2	2	36
<b>Career</b>	32	166	5.2	2	36

## #25 - JORDAN SCARLETT - RB

OPPONENT	No	Yds	Avg	TD	Lg
UMass - 9/3	13	70	5.4	0	11
UK - 9/10	9	43	4.8	1	13
NTexas - 9/17	11	62	5.6	1	22
at Tenn - 9/24	0	0	0.0	0	0
at Vandy 10/1	0	0	0.0	0	0
LSU - 10/8	0	0	0.0	0	0
Mizzou - 10/15	0	0	0.0	0	0
vs. UGA - 10/29	0	0	0.0	0	0
at Ark - 11/5	0	0	0.0	0	0
USC - 11/12	0	0	0.0	0	0
Presb - 11/19	0	0	0.0	0	0
at FSU 11/26	0	0	0.0	0	0
<b>2015</b>	34	181	5.3	1	60
<b>2016</b>	33	175	5.3	2	22
<b>Career</b>	67	356	5.3	3	60

## #32 - JORDAN CRONKRITE - RB

OPPONENT	No	Yds	Avg	TD	Lg
UMass - 9/3	3	5	1.7	0	4
UK - 9/10	5	29	5.8	0	16
NTexas - 9/17	9	46	5.1	1	10
at Tenn - 9/24	0	0	0.0	0	0
at Vandy 10/1	0	0	0.0	0	0
LSU - 10/8	0	0	0.0	0	0
Mizzou - 10/15	0	0	0.0	0	0
vs. UGA - 10/29	0	0	0.0	0	0
at Ark - 11/5	0	0	0.0	0	0
USC - 11/12	0	0	0.0	0	0
Presb - 11/19	0	0	0.0	0	0
at FSU 11/26	0	0	0.0	0	0
<b>2015</b>	44	157	3.6	3	18
<b>2016</b>	17	80	4.7	1	16
<b>Career</b>	61	237	3.9	4	18

## #37 - MARK HERNDON - RB

OPPONENT	No	Yds	Avg	TD	Lg
UMass - 9/3	0	0	0.0	0	0
UK - 9/10	2	3	1.5	0	4
NTexas - 9/17	0	0	0.0	0	0
at Tenn - 9/24	0	0	0.0	0	0
at Vandy 10/1	0	0	0.0	0	0
LSU - 10/8	0	0	0.0	0	0
Mizzou - 10/15	0	0	0.0	0	0
vs. UGA - 10/29	0	0	0.0	0	0
at Ark - 11/5	0	0	0.0	0	0
USC - 11/12	0	0	0.0	0	0
Presb - 11/19	0	0	0.0	0	0
at FSU 11/26	0	0	0.0	0	0
<b>2013</b>	4	32	8.0	0	17
<b>2014</b>	3	11	3.7	0	9
<b>2015</b>	4	12	3.0	0	12
<b>2016</b>	2	3	1.5	0	4
<b>Career</b>	13	58	4.5	0	17

## #81 - ANTONIO CALLAWAY - WR

OPPONENT	No	Yds	Avg	TD	Lg
UMass - 9/3	0	0	0.0	0	0
UK - 9/10	0	0	0.0	0	0
NTexas - 9/17	0	0	0.0	0	0
at Tenn - 9/24	0	0	0.0	0	0
at Vandy 10/1	0	0	0.0	0	0
LSU - 10/8	0	0	0.0	0	0
Mizzou - 10/15	0	0	0.0	0	0
vs. UGA - 10/29	0	0	0.0	0	0
at Ark - 11/5	0	0	0.0	0	0
USC - 11/12	0	0	0.0	0	0
Presb - 11/19	0	0	0.0	0	0
at FSU 11/26	0	0	0.0	0	0
<b>2015</b>	3	19	6.3	0	9
<b>2016</b>	0	0	0.0	0	0
<b>Career</b>	3	19	6.3	0	9

**#4 - BRANDON POWELL - WR**

OPPONENT	No	Yds	Avg	TD	Lg
UMass - 9/3	7	73	10.4	1	26
UK - 9/10	4	43	10.8	1	18
NTexas - 9/17	3	20	6.7	0	11
at Tenn - 9/24	0	0	0.0	0	0
at Vandy 10/1	0	0	0.0	0	0
LSU - 10/8	0	0	0.0	0	0
Mizzou - 10/15	0	0	0.0	0	0
vs. UGA - 10/29	0	0	0.0	0	0
at Ark - 11/5	0	0	0.0	0	0
USC - 11/12	0	0	0.0	0	0
Presb - 11/19	0	0	0.0	0	0
at FSU 11/26	0	0	0.0	0	0
<b>2014</b>	15	147	10	1	42
<b>2015</b>	29	390	13	3	77
<b>2016</b>	14	136	10	2	26
<b>Career</b>	58	673	12	6	77

**#16 - FREDDIE SWAIN - WR**

OPPONENT	No	Yds	Avg	TD	Lg
UMass - 9/3	2	11	5.5	0	10
UK - 9/10	1	26	26.0	1	26
NTexas - 9/17	1	10	10.0	0	10
at Tenn - 9/24	0	0	0.0	0	0
at Vandy 10/1	0	0	0.0	0	0
LSU - 10/8	0	0	0.0	0	0
Mizzou - 10/15	0	0	0.0	0	0
vs. UGA - 10/29	0	0	0.0	0	0
at Ark - 11/5	0	0	0.0	0	0
USC - 11/12	0	0	0.0	0	0
Presb - 11/19	0	0	0.0	0	0
at FSU 11/26	0	0	0.0	0	0
<b>2016</b>	4	47	12	1	26
<b>Career</b>	4	47	12	1	26

**#25 - JORDAN SCARLETT - RB**

OPPONENT	No	Yds	Avg	TD	Lg
UMass - 9/3	1	8	8.0	0	8
UK - 9/10	0	0	0.0	0	0
NTexas - 9/17	0	0	0.0	0	0
at Tenn - 9/24	0	0	0.0	0	0
at Vandy 10/1	0	0	0.0	0	0
LSU - 10/8	0	0	0.0	0	0
Mizzou - 10/15	0	0	0.0	0	0
vs. UGA - 10/29	0	0	0.0	0	0
at Ark - 11/5	0	0	0.0	0	0
USC - 11/12	0	0	0.0	0	0
Presb - 11/19	0	0	0.0	0	0
at FSU 11/26	0	0	0.0	0	0
<b>2015</b>	1	1	1	0	1
<b>2016</b>	1	8	8	0	8
<b>Career</b>	2	9	5	0	8

**#5 - AHMAD FULWOOD - WR**

OPPONENT	No	Yds	Avg	TD	Lg
UMass - 9/3	1	13	13.0	0	13
UK - 9/10	0	0	0.0	0	0
NTexas - 9/17	1	15	15.0	0	15
at Tenn - 9/24	0	0	0.0	0	0
at Vandy 10/1	0	0	0.0	0	0
LSU - 10/8	0	0	0.0	0	0
Mizzou - 10/15	0	0	0.0	0	0
vs. UGA - 10/29	0	0	0.0	0	0
at Ark - 11/5	0	0	0.0	0	0
USC - 11/12	0	0	0.0	0	0
Presb - 11/19	0	0	0.0	0	0
at FSU 11/26	0	0	0.0	0	0
<b>2013</b>	17	127	7	1	15
<b>2014</b>	12	199	17	1	86
<b>2015</b>	6	61	10	0	21
<b>2016</b>	2	28	14	0	15
<b>Career</b>	37	415	11	2	86

**#18 - C.J. WORTON - WR**

OPPONENT	No	Yds	Avg	TD	Lg
UMass - 9/3	0	0	0.0	0	0
UK - 9/10	2	19	9.5	0	10
NTexas - 9/17	1	4	4.0	0	4
at Tenn - 9/24	0	0	0.0	0	0
at Vandy 10/1	0	0	0.0	0	0
LSU - 10/8	0	0	0.0	0	0
Mizzou - 10/15	0	0	0.0	0	0
vs. UGA - 10/29	0	0	0.0	0	0
at Ark - 11/5	0	0	0.0	0	0
USC - 11/12	0	0	0.0	0	0
Presb - 11/19	0	0	0.0	0	0
at FSU 11/26	0	0	0.0	0	0
<b>2014</b>	2	12	6	0	8
<b>2015</b>	4	69	17	2	46
<b>2016</b>	3	23	8	0	10
<b>Career</b>	9	104	12	2	46

**#30 - DeANDRE GOOLSBY - TE**

OPPONENT	No	Yds	Avg	TD	Lg
UMass - 9/3	3	28	9.3	0	20
UK - 9/10	3	44	14.7	0	28
NTexas - 9/17	3	40	13.3	0	14
at Tenn - 9/24	0	0	0.0	0	0
at Vandy 10/1	0	0	0.0	0	0
LSU - 10/8	0	0	0.0	0	0
Mizzou - 10/15	0	0	0.0	0	0
vs. UGA - 10/29	0	0	0.0	0	0
at Ark - 11/5	0	0	0.0	0	0
USC - 11/12	0	0	0.0	0	0
Presb - 11/19	0	0	0.0	0	0
at FSU 11/26	0	0	0.0	0	0
<b>2015</b>	17	277	16	1	34
<b>2016</b>	9	112	12	0	28
<b>Career</b>	26	389	15	1	34

**#10 - JOSH HAMMOND - WR**

OPPONENT	No	Yds	Avg	TD	Lg
UMass - 9/3	5	38	7.6	0	12
UK - 9/10	0	0	0.0	0	0
NTexas - 9/17	2	72	36.0	0	53
at Tenn - 9/24	0	0	0.0	0	0
at Vandy 10/1	0	0	0.0	0	0
LSU - 10/8	0	0	0.0	0	0
Mizzou - 10/15	0	0	0.0	0	0
vs. UGA - 10/29	0	0	0.0	0	0
at Ark - 11/5	0	0	0.0	0	0
USC - 11/12	0	0	0.0	0	0
Presb - 11/19	0	0	0.0	0	0
at FSU 11/26	0	0	0.0	0	0
<b>2016</b>	7	110	16	0	53
<b>Career</b>	7	110	16	0	53

**#22 - LAMICAL PERINE - RB**

OPPONENT	No	Yds	Avg	TD	Lg
UMass - 9/3	0	0	0.0	0	0
UK - 9/10	1	28	28.0	1	28
NTexas - 9/17	1	29	29.0	0	29
at Tenn - 9/24	0	0	0.0	0	0
at Vandy 10/1	0	0	0.0	0	0
LSU - 10/8	0	0	0.0	0	0
Mizzou - 10/15	0	0	0.0	0	0
vs. UGA - 10/29	0	0	0.0	0	0
at Ark - 11/5	0	0	0.0	0	0
USC - 11/12	0	0	0.0	0	0
Presb - 11/19	0	0	0.0	0	0
at FSU 11/26	0	0	0.0	0	0
<b>2016</b>	2	57	29	1	29
<b>Career</b>	2	57	29	1	29

**#32 - JORDAN CRONKRITE - RB**

OPPONENT	No	Yds	Avg	TD	Lg
UMass - 9/3	2	13	6.5	0	9
UK - 9/10	1	10	10.0	0	10
NTexas - 9/17	3	22	7.3	0	15
at Tenn - 9/24	0	0	0.0	0	0
at Vandy 10/1	0	0	0.0	0	0
LSU - 10/8	0	0	0.0	0	0
Mizzou - 10/15	0	0	0.0	0	0
vs. UGA - 10/29	0	0	0.0	0	0
at Ark - 11/5	0	0	0.0	0	0
USC - 11/12	0	0	0.0	0	0
Presb - 11/19	0	0	0.0	0	0
at FSU 11/26	0	0	0.0	0	0
<b>2015</b>	6	89	15	1	41
<b>2016</b>	6	45	8	0	15
<b>Career</b>	12	134	11	1	41

## GAME-BY-GAME RECEIVING STATS

## #37 - MARK HERNDON - RB

OPPONENT	No	Yds	Avg	TD	Lg
UMass - 9/3	0	0	0.0	0	0
UK - 9/10	0	0	0.0	0	0
NTexas - 9/17	0	0	0.0	0	0
at Tenn - 9/24	0	0	0.0	0	0
at Vandy 10/1	0	0	0.0	0	0
LSU - 10/8	0	0	0.0	0	0
Mizzou - 10/15	0	0	0.0	0	0
vs. UGA - 10/29	0	0	0.0	0	0
at Ark - 11/5	0	0	0.0	0	0
USC - 11/12	0	0	0.0	0	0
Presb - 11/19	0	0	0.0	0	0
at FSU 11/26	0	0	0.0	0	0
<b>2013</b>	1	4	4	0	4
<b>2014</b>	1	78	78	1	78
<b>2015</b>	1	9	9	0	9
<b>2016</b>	0	0	0	0	0
<b>Career</b>	3	91	30	1	78

## #80 - C'YONTALAI LEWIS - TE

OPPONENT	No	Yds	Avg	TD	Lg
UMass - 9/3	0	0	0.0	0	0
UK - 9/10	1	7	7.0	0	7
NTexas - 9/17	1	4	4.0	0	4
at Tenn - 9/24	0	0	0.0	0	0
at Vandy 10/1	0	0	0.0	0	0
LSU - 10/8	0	0	0.0	0	0
Mizzou - 10/15	0	0	0.0	0	0
vs. UGA - 10/29	0	0	0.0	0	0
at Ark - 11/5	0	0	0.0	0	0
USC - 11/12	0	0	0.0	0	0
Presb - 11/19	0	0	0.0	0	0
at FSU 11/26	0	0	0.0	0	0
<b>2015</b>	4	75	19	2	32
<b>2016</b>	2	11	6	0	7
<b>Career</b>	6	86	14	2	32

## #81 - ANTONIO CALLAWAY - WR

OPPONENT	No	Yds	Avg	TD	Lg
UMass - 9/3	8	72	9.0	1	13
UK - 9/10	5	129	25.8	1	78
NTexas - 9/17	0	0	0.0	0	0
at Tenn - 9/24	0	0	0.0	0	0
at Vandy 10/1	0	0	0.0	0	0
LSU - 10/8	0	0	0.0	0	0
Mizzou - 10/15	0	0	0.0	0	0
vs. UGA - 10/29	0	0	0.0	0	0
at Ark - 11/5	0	0	0.0	0	0
USC - 11/12	0	0	0.0	0	0
Presb - 11/19	0	0	0.0	0	0
at FSU 11/26	0	0	0.0	0	0
<b>2015</b>	35	678	19	4	66
<b>2016</b>	13	201	15	2	78
<b>Career</b>	48	879	18	6	78

## GAME-BY-GAME PASSING STATS

## #12 - AUSTIN APPLEBY - QB

OPPONENT	Att	Comp	Yds	Pct	TD	INT	Lng	Rating
UMass - 9/3	0	0	0	0.0%	0	0	0	0.0
UK - 9/10	1	0	0	0.0%	0	0	0	0.0
NTexas - 9/17	4	2	30	50.0%	0	0	19	113.0
at Tenn - 9/24	0	0	0	0.0%	0	0	0	0.0
at Vandy 10/1	0	0	0	0.0%	0	0	0	0.0
LSU - 10/8	0	0	0	0.0%	0	0	0	0.0
Mizzou - 10/15	0	0	0	0.0%	0	0	0	0.0
vs. UGA - 10/29	0	0	0	0.0%	0	0	0	0.0
at Ark - 11/5	0	0	0	0.0%	0	0	0	0.0
USC - 11/12	0	0	0	0.0%	0	0	0	0.0
Presb - 11/19	0	0	0	0.0%	0	0	0	0.0
at FSU 11/26	0	0	0	0.0%	0	0	0	0.0
<b>2016</b>	5	2	30	40.0%	0	0	19	90.4
<b>Career</b>	5	2	30	40.0%	0	0	19	90.4

## #14 - LUKE DEL RIO - QB

OPPONENT	Att	Comp	Yds	Pct	TD	INT	Lng	Rating
UMass - 9/3	44	29	256	65.9%	2	0	26	129.8
UK - 9/10	32	19	320	59.4%	4	1	78	178.4
NTexas - 9/17	25	14	186	56.0%	0	1	53	110.5
at Tenn - 9/24	0	0	0	0.0%	0	0	0	0.0
at Vandy 10/1	0	0	0	0.0%	0	0	0	0.0
LSU - 10/8	0	0	0	0.0%	0	0	0	0.0
Mizzou - 10/15	0	0	0	0.0%	0	0	0	0.0
vs. UGA - 10/29	0	0	0	0.0%	0	0	0	0.0
at Ark - 11/5	0	0	0	0.0%	0	0	0	0.0
USC - 11/12	0	0	0	0.0%	0	0	0	0.0
Presb - 11/19	0	0	0	0.0%	0	0	0	0.0
at FSU 11/26	0	0	0	0.0%	0	0	0	0.0
<b>2016</b>	101	62	762	61.4%	6	2	78	140.4
<b>Career</b>	101	62	762	61.4%	6	2	78	140.4

**#4 - BRANDON POWELL - WR**

OPPONENT	No	Yds	Avg	TD	Lg
UMass - 9/3	0	0	0.0	0	0
UK - 9/10	0	0	0.0	0	0
NTexas - 9/17	1	12	12.0	0	12
at Tenn - 9/24	0	0	0.0	0	0
at Vandy 10/1	0	0	0.0	0	0
LSU - 10/8	0	0	0.0	0	0
Mizzou - 10/15	0	0	0.0	0	0
vs. UGA - 10/29	0	0	0.0	0	0
at Ark - 11/5	0	0	0.0	0	0
USC - 11/12	0	0	0.0	0	0
Presb - 11/19	0	0	0.0	0	0
at FSU 11/26	0	0	0.0	0	0
<b>2014</b>	5	98	19.6	0	37
<b>2015</b>	24	510	21.3	0	71
<b>2016</b>	1	12	12.0	0	12
<b>Career</b>	30	620	20.7	0	71

**#81 - ANTONIO CALLAWAY - WR**

OPPONENT	No	Yds	Avg	TD	Lg
UMass - 9/3	1	32	32.0	0	32
UK - 9/10	1	21	21.0	0	21
NTexas - 9/17	0	0	0.0	0	0
at Tenn - 9/24	0	0	0.0	0	0
at Vandy 10/1	0	0	0.0	0	0
LSU - 10/8	0	0	0.0	0	0
Mizzou - 10/15	0	0	0.0	0	0
vs. UGA - 10/29	0	0	0.0	0	0
at Ark - 11/5	0	0	0.0	0	0
USC - 11/12	0	0	0.0	0	0
Presb - 11/19	0	0	0.0	0	0
at FSU 11/26	0	0	0.0	0	0
<b>2015</b>	3	79	26.3	0	37
<b>2016</b>	2	53	26.5	0	32
<b>Career</b>	5	132	26.4	0	37

**#9 - DRE MASSEY - WR**

OPPONENT	No	Yds	Avg	TD	Lg
UMass - 9/3	1	21	21.0	0	21
UK - 9/10	0	0	0.0	0	0
NTexas - 9/17	0	0	0.0	0	0
at Tenn - 9/24	0	0	0.0	0	0
at Vandy 10/1	0	0	0.0	0	0
LSU - 10/8	0	0	0.0	0	0
Mizzou - 10/15	0	0	0.0	0	0
vs. UGA - 10/29	0	0	0.0	0	0
at Ark - 11/5	0	0	0.0	0	0
USC - 11/12	0	0	0.0	0	0
Presb - 11/19	0	0	0.0	0	0
at FSU 11/26	0	0	0.0	0	0
<b>2016</b>	1	21	21.0	0	21
<b>Career</b>	1	21	21.0	0	21

**#16 - FREDDIE SWAIN - WR**

OPPONENT	No	Yds	Avg	TD	Lg
UMass - 9/3	0	0	0.0	0	0
UK - 9/10	1	11	11.0	0	11
NTexas - 9/17	0	0	0.0	0	0
at Tenn - 9/24	0	0	0.0	0	0
at Vandy 10/1	0	0	0.0	0	0
LSU - 10/8	0	0	0.0	0	0
Mizzou - 10/15	0	0	0.0	0	0
vs. UGA - 10/29	0	0	0.0	0	0
at Ark - 11/5	0	0	0.0	0	0
USC - 11/12	0	0	0.0	0	0
Presb - 11/19	0	0	0.0	0	0
at FSU 11/26	0	0	0.0	0	0
<b>2016</b>	1	11	11.0	0	11
<b>Career</b>	1	11	11.0	0	11

**#4 - BRANDON POWELL - WR**

OPPONENT	No	Yds	Avg	TD	Lg
UMass - 9/3	0	0	0.0	0	0
UK - 9/10	0	0	0.0	0	0
NTexas - 9/17	5	23	4.6	0	7
at Tenn - 9/24	0	0	0.0	0	0
at Vandy 10/1	0	0	0.0	0	0
LSU - 10/8	0	0	0.0	0	0
Mizzou - 10/15	0	0	0.0	0	0
vs. UGA - 10/29	0	0	0.0	0	0
at Ark - 11/5	0	0	0.0	0	0
USC - 11/12	0	0	0.0	0	0
Presb - 11/19	0	0	0.0	0	0
at FSU 11/26	0	0	0.0	0	0
<b>2015</b>	1	0	0.0	0	0
<b>2016</b>	5	23	4.6	0	7
<b>Career</b>	6	23	3.8	0	7

**#16 - FREDDIE SWAIN - WR**

OPPONENT	No	Yds	Avg	TD	Lg
UMass - 9/3	0	0	0.0	0	0
UK - 9/10	1	1	1.0	0	1
NTexas - 9/17	0	0	0.0	0	0
at Tenn - 9/24	0	0	0.0	0	0
at Vandy 10/1	0	0	0.0	0	0
LSU - 10/8	0	0	0.0	0	0
Mizzou - 10/15	0	0	0.0	0	0
vs. UGA - 10/29	0	0	0.0	0	0
at Ark - 11/5	0	0	0.0	0	0
USC - 11/12	0	0	0.0	0	0
Presb - 11/19	0	0	0.0	0	0
at FSU 11/26	0	0	0.0	0	0
<b>2016</b>	1	1	1.0	0	1
<b>Career</b>	2	2	1.0	0	1

**#81 - ANTONIO CALLAWAY - WR**

OPPONENT	No	Yds	Avg	TD	Lg
UMass - 9/3	4	33	8.3	0	17
UK - 9/10	2	3	1.5	0	3
NTexas - 9/17	0	0	0.0	0	0
at Tenn - 9/24	0	0	0.0	0	0
at Vandy 10/1	0	0	0.0	0	0
LSU - 10/8	0	0	0.0	0	0
Mizzou - 10/15	0	0	0.0	0	0
vs. UGA - 10/29	0	0	0.0	0	0
at Ark - 11/5	0	0	0.0	0	0
USC - 11/12	0	0	0.0	0	0
Presb - 11/19	0	0	0.0	0	0
at FSU 11/26	0	0	0.0	0	0
<b>2015</b>	28	435	15.5	2	85
<b>2016</b>	6	36	6.0	0	17
<b>Career</b>	34	471	13.9	2	85



## GAME-BY-GAME PUNTING STATS

#19 - JOHNNY TOWNSEND - P							
OPPONENT	No	Yds	Avg	TB	I20	LG	BL
UMass - 9/3	4	178	44.5	0	2	52	0
UK - 9/10	1	54	54.0	1	0	54	0
NTexas - 9/17	4	221	55.3	1	1	59	0
at Tenn - 9/24	0	0	0.0	0	0	0	0
at Vandy 10/1	0	0	0.0	0	0	0	0
LSU - 10/8	0	0	0.0	0	0	0	0
Mizzou - 10/15	0	0	0.0	0	0	0	0
vs. UGA - 10/29	0	0	0.0	0	0	0	0
at Ark - 11/5	0	0	0.0	0	0	0	0
USC - 11/12	0	0	0.0	0	0	0	0
Presb - 11/19	0	0	0.0	0	0	0	0
at FSU 11/26	0	0	0.0	0	0	0	0
<b>2013</b>	29	1,217	42.0	5	6	61	0
<b>2014</b>	0	0	0.0	0	0	0	0
<b>2015</b>	83	3,765	45.4	5	30	61	0
<b>2016</b>	9	453	50.3	2	3	59	0
<b>Career</b>	<b>121</b>	<b>5,435</b>	<b>44.9</b>	<b>12</b>	<b>39</b>	<b>61</b>	<b>0</b>

## GAME-BY-GAME KICKING STATS

#15 - EDDY PINEIRO - K														
OPPONENT	Extra Points			Field Goals				Total	Kickoffs					
	M	A	Pct	M	A	Pct	Lg		Pts	No	Yds	Avg	TB	OB
UMass - 9/3	1	1	1.000	3	3	1.000	49	10	6	386	64.3	4	0	
UK - 9/10	6	6	1.000	1	3	0.333	54	9	8	524	65.5	5	1	
NTexas - 9/17	3	3	1.000	1	1	1.000	22	6	6	387	64.5	5	0	
at Tenn - 9/24	0	0	0.000	0	0	0.000	0	0	0	0	0.0	0	0	
at Vandy 10/1	0	0	0.000	0	0	0.000	0	0	0	0	0.0	0	0	
LSU - 10/8	0	0	0.000	0	0	0.000	0	0	0	0	0.0	0	0	
Mizzou - 10/15	0	0	0.000	0	0	0.000	0	0	0	0	0.0	0	0	
vs. UGA - 10/29	0	0	0.000	0	0	0.000	0	0	0	0	0.0	0	0	
at Ark - 11/5	0	0	0.000	0	0	0.000	0	0	0	0	0.0	0	0	
USC - 11/12	0	0	0.000	0	0	0.000	0	0	0	0	0.0	0	0	
Presb - 11/19	0	0	0.000	0	0	0.000	0	0	0	0	0.0	0	0	
at FSU 11/26	0	0	0.000	0	0	0.000	0	0	0	0	0.0	0	0	
2016	10	10	1.0	5	7	0.714286	54	25	20	1297	64.9	14	1	
Career	10	10	1.0	5	7	0.714286	54	25	20	1297	64.9	14	1	

## #6 • QUINCY WILSON - DB

OPP.	U	A	T	TFL	SK	INT	PB	FR	FF
UMass - 9/3	2	0	2	1.0	0.0	0	0	0	0
UK - 9/10	1	0	1	0.0	0.0	1	0	0	0
NTexas - 9/17	0	0	0	0.0	0.0	0	2	0	0
at Tenn - 9/24	0	0	0	0.0	0.0	0	0	0	0
at Vandy 10/1	0	0	0	0.0	0.0	0	0	0	0
LSU - 10/8	0	0	0	0.0	0.0	0	0	0	0
Mizzou - 10/15	0	0	0	0.0	0.0	0	0	0	0
vs. UGA - 10/29	0	0	0	0.0	0.0	0	0	0	0
at Ark - 11/5	0	0	0	0.0	0.0	0	0	0	0
USC - 11/12	0	0	0	0.0	0.0	0	0	0	0
Presb - 11/19	0	0	0	0.0	0.0	0	0	0	0
at FSU 11/26	0	0	0	0.0	0.0	0	0	0	0
<b>2014</b>	16	6	22	0.0	0.0	0	0	0	0
<b>2015</b>	13	16	29	0.0	0.0	0	0	0	0
<b>2016</b>	3	0	3	1	0.0	1.0	2	0	0
<b>Career</b>	32	22	54	1	0.0	1.0	2	0	0

## #7 • DUKE DAWSON - DB

OPP.	U	A	T	TFL	SK	INT	PB	FR	FF
UMass - 9/3	1	0	1	0.0	0.0	0	1	0	1
UK - 9/10	1	0	1	1.0	0.0	0	0	0	0
NTexas - 9/17	0	1	1	0.5	0.0	0	0	0	0
at Tenn - 9/24	0	0	0	0.0	0.0	0	0	0	0
at Vandy 10/1	0	0	0	0.0	0.0	0	0	0	0
LSU - 10/8	0	0	0	0.0	0.0	0	0	0	0
Mizzou - 10/15	0	0	0	0.0	0.0	0	0	0	0
vs. UGA - 10/29	0	0	0	0.0	0.0	0	0	0	0
at Ark - 11/5	0	0	0	0.0	0.0	0	0	0	0
USC - 11/12	0	0	0	0.0	0.0	0	0	0	0
Presb - 11/19	0	0	0	0.0	0.0	0	0	0	0
at FSU 11/26	0	0	0	0.0	0.0	0	0	0	0
<b>2014</b>	10	4	14	0.0	0.0	0	0	0	0
<b>2015</b>	5	5	10	0.0	0.0	0	0	0	0
<b>2016</b>	2	1	3	1.5	0.0	0.0	1	0	1
<b>Career</b>	17	10	27	1.5	0.0	0.0	1	0	1

## #8 • NICK WASHINGTON - DB

OPP.	U	A	T	TFL	SK	INT	PB	FR	FF
UMass - 9/3	4	1	5	0.0	0.0	0	0	0	0
UK - 9/10	0	2	2	0.0	0.0	0	0	0	0
NTexas - 9/17	2	0	2	0.0	0.0	0	0	0	0
at Tenn - 9/24	0	0	0	0.0	0.0	0	0	0	0
at Vandy 10/1	0	0	0	0.0	0.0	0	0	0	0
LSU - 10/8	0	0	0	0.0	0.0	0	0	0	0
Mizzou - 10/15	0	0	0	0.0	0.0	0	0	0	0
vs. UGA - 10/29	0	0	0	0.0	0.0	0	0	0	0
at Ark - 11/5	0	0	0	0.0	0.0	0	0	0	0
USC - 11/12	0	0	0	0.0	0.0	0	0	0	0
Presb - 11/19	0	0	0	0.0	0.0	0	0	0	0
at FSU 11/26	0	0	0	0.0	0.0	0	0	0	0
<b>2014</b>	2	3	5	0.0	0.0	0	0	0	0
<b>2015</b>	11	17	28	0.0	0.0	0	0	0	0
<b>2016</b>	6	3	9	0	0.0	0.0	0	0	0
<b>Career</b>	19	23	42	0	0.0	0.0	0	0	0

## #11 • VOSEAN JOSEPH - LB

OPP.	U	A	T	TFL	SK	INT	PB	FR	FF
UMass - 9/3	0	0	0	0.0	0.0	0	0	0	0
UK - 9/10	1	0	1	0.0	0.0	0	0	0	0
NTexas - 9/17	0	0	0	0.0	0.0	0	0	0	0
at Tenn - 9/24	0	0	0	0.0	0.0	0	0	0	0
at Vandy 10/1	0	0	0	0.0	0.0	0	0	0	0
LSU - 10/8	0	0	0	0.0	0.0	0	0	0	0
Mizzou - 10/15	0	0	0	0.0	0.0	0	0	0	0
vs. UGA - 10/29	0	0	0	0.0	0.0	0	0	0	0
at Ark - 11/5	0	0	0	0.0	0.0	0	0	0	0
USC - 11/12	0	0	0	0.0	0.0	0	0	0	0
Presb - 11/19	0	0	0	0.0	0.0	0	0	0	0
at FSU 11/26	0	0	0	0.0	0.0	0	0	0	0
<b>2016</b>	1	0	1	0.0	0.0	0	0	0	0
<b>Career</b>	1	0	1	0.0	0.0	0	0	0	0

## #13 • DANIEL McMILLIAN - LB

OPP.	U	A	T	TFL	SK	INT	PB	FR	FF
UMass - 9/3	0	3	3	0.0	0.0	0	0	0	0
UK - 9/10	0	0	0	0.0	0.0	0	0	0	0
NTexas - 9/17	0	0	0	0.0	0.0	0	0	0	0
at Tenn - 9/24	0	0	0	0.0	0.0	0	0	0	0
at Vandy 10/1	0	0	0	0.0	0.0	0	0	0	0
LSU - 10/8	0	0	0	0.0	0.0	0	0	0	0
Mizzou - 10/15	0	0	0	0.0	0.0	0	0	0	0
vs. UGA - 10/29	0	0	0	0.0	0.0	0	0	0	0
at Ark - 11/5	0	0	0	0.0	0.0	0	0	0	0
USC - 11/12	0	0	0	0.0	0.0	0	0	0	0
Presb - 11/19	0	0	0	0.0	0.0	0	0	0	0
at FSU 11/26	0	0	0	0.0	0.0	0	0	0	0
<b>2013</b>	2	0	2	0.0	0.0	0	0	0	0
<b>2014</b>	5	6	11	0.0	0.0	0	0	0	0
<b>2015</b>	15	8	23	0	0.0	0.0	0	0	0
<b>2016</b>	0	3	3	0	0.0	0.0	0	0	0
<b>Career</b>	22	17	39	0	0.0	0.0	0	0	0

## #14 • CHRIS WILLIAMSON - DB

OPP.	U	A	T	TFL	SK	INT	PB	FR	FF
UMass - 9/3	1	1	2	0.0	0.0	0	0	0	0
UK - 9/10	1	0	1	0.0	0.0	0	0	0	0
NTexas - 9/17	0	0	0	0.0	0.0	0	0	0	0
at Tenn - 9/24	0	0	0	0.0	0.0	0	0	0	0
at Vandy 10/1	0	0	0	0.0	0.0	0	0	0	0
LSU - 10/8	0	0	0	0.0	0.0	0	0	0	0
Mizzou - 10/15	0	0	0	0.0	0.0	0	0	0	0
vs. UGA - 10/29	0	0	0	0.0	0.0	0	0	0	0
at Ark - 11/5	0	0	0	0.0	0.0	0	0	0	0
USC - 11/12	0	0	0	0.0	0.0	0	0	0	0
Presb - 11/19	0	0	0	0.0	0.0	0	0	0	0
at FSU 11/26	0	0	0	0.0	0.0	0	0	0	0
<b>2016</b>	2	1	3	0.0	0.0	0	0	0	0
<b>Career</b>	2	1	3	0.0	0.0	0	0	0	0

## #17 • JORDAN SHERIT - RUSH

OPP.	U	A	T	TFL	SK	INT	PB	FR	FF
UMass - 9/3	2	2	4	0.0	0.0	0	0	0	0
UK - 9/10	3	2	5	2.0	2.0	0	0	0	0
NTexas - 9/17	0	3	3	0.5	0.0	0	0	0	0
at Tenn - 9/24	0	0	0	0.0	0.0	0	0	0	0
at Vandy 10/1	0	0	0	0.0	0.0	0	0	0	0
LSU - 10/8	0	0	0	0.0	0.0	0	0	0	0
Mizzou - 10/15	0	0	0	0.0	0.0	0	0	0	0
vs. UGA - 10/29	0	0	0	0.0	0.0	0	0	0	0
at Ark - 11/5	0	0	0	0.0	0.0	0	0	0	0
USC - 11/12	0	0	0	0.0	0.0	0	0	0	0
Presb - 11/19	0	0	0	0.0	0.0	0	0	0	0
at FSU 11/26	0	0	0	0.0	0.0	0	0	0	0
<b>2014</b>	0	3	3	0.0	0.0	0	0	0	0
<b>2015</b>	14	11	25	2.3	2.3	1.5	2	1.5	2
<b>2016</b>	5	7	12	2.5	2.0	0.0	0	0	0
<b>Career</b>	19	21	40	4.75	4.3	1.5	1.5	1.5	1.5

## #20 • MARCUS MAYE - S

OPP.	U	A	T	TFL	SK	INT	PB	FR	FF
UMass - 9/3	4	1	5	0.0	0.0	0	0	0	0
UK - 9/10	3	0	3	0.0	0.0	1	0	0	0
NTexas - 9/17	3	3	6	1.5	1.0	0	1	0	0
at Tenn - 9/24	0	0	0	0.0	0.0	0	0	0	0
at Vandy 10/1	0	0	0	0.0	0.0	0	0	0	0
LSU - 10/8	0	0	0	0.0	0.0	0	0	0	0
Mizzou - 10/15	0	0	0	0.0	0.0	0	0	0	0
vs. UGA - 10/29	0	0	0	0.0	0.0	0	0	0	0
at Ark - 11/5	0	0	0	0.0	0.0	0	0	0	0
USC - 11/12	0	0	0	0.0	0.0	0	0	0	0
Presb - 11/19	0	0	0	0.0	0.0	0	0	0	0
at FSU 11/26	0	0	0	0.0	0.0	0	0	0	0
<b>2013</b>	8	4	12	0.0	0.0	0	0	0	0
<b>2014</b>	38	24	62	0.0	0.0	0	0	0	0
<b>2015</b>	46	36	82	0	0.0	0.0	0	0	0
<b>2016</b>	10	4	14	1.5	1.0	1.0	1	0	0
<b>Career</b>	102	68	170	1.5	1.0	1.0	1	0	0

## #23 • CHAUNCEY GARDNER - DB

OPP.	U	A	T	TFL	SK	INT	PB	FR	FF
UMass - 9/3	3	0	3	0.0	0.0	0	1	0	0
UK - 9/10	0	0	0	0.0	0.0	0	0	0	0
NTexas - 9/17	1	0	1	0.0	0.0	0	1	0	0
at Tenn - 9/24	0	0	0	0.0	0.0	0	0	0	0
at Vandy 10/1	0	0	0	0.0	0.0	0	0	0	0
LSU - 10/8	0	0	0	0.0	0.0	0	0	0	0
Mizzou - 10/15	0	0	0	0.0	0.0	0	0	0	0
vs. UGA - 10/29	0	0	0	0.0	0.0	0	0	0	0
at Ark - 11/5	0	0	0	0.0	0.0	0	0	0	0
USC - 11/12	0	0	0	0.0	0.0	0	0	0	0
Presb - 11/19	0	0	0	0.0	0.0	0	0	0	0
at FSU 11/26	0	0	0	0.0	0.0	0	0	0	0
<b>2016</b>	4	0	4	0.0	0.0	0	2	0	0
<b>Career</b>	4	0	4	0.0	0.0	0	2	0	0

## #26 • MARCELL HARRIS - DB

OPP.	U	A	T	TFL	SK	INT	PB	FR	FF
UMass - 9/3	0	2	2	0.0	0.0	0	0	0	0
UK - 9/10	1	1	2	0.0	0.0	0	0	0	0
NTexas - 9/17	2	1	3	0.0	0.0	1	0	0	0
at Tenn - 9/24	0	0	0	0.0	0.0	0	0	0	0
at Vandy 10/1	0	0	0	0.0	0.0	0	0	0	0
LSU - 10/8	0	0	0	0.0	0.0	0	0	0	0
Mizzou - 10/15	0	0	0	0.0	0.0	0	0	0	0
vs. UGA - 10/29	0	0	0	0.0	0.0	0	0	0	0
at Ark - 11/5	0	0	0	0.0	0.0	0	0	0	0
USC - 11/12	0	0	0	0.0	0.0	0	0	0	0
Presb - 11/19	0	0	0	0.0	0.0	0	0	0	0
at FSU 11/26	0	0	0	0.0	0.0	0	0	0	0
2014	4	3	7	0.0	0.0	0	0	0	0
2015	11	11	22	0.0	0.0	0	0	0	0
2016	3	4	7	0	0.0	1.0	0	0	0
Career	18	18	36	0	0.0	1.0	0	0	0

## GAME-BY-GAME DEFENSIVE STATS

## #31 - JALEN TABOR - DB

OPP.	U	A	T	TFL	SK	INT	PB	FR	FF
UMass - 9/3	0	0	0	0.0	0.0	0	0	0	0
UK - 9/10	0	2	2	0.0	0.0	1	0	0	0
NTexas - 9/17	1	0	1	0.0	0.0	0	1	0	0
at Tenn - 9/24	0	0	0	0.0	0.0	0	0	0	0
at Vandy 10/1	0	0	0	0.0	0.0	0	0	0	0
LSU - 10/8	0	0	0	0.0	0.0	0	0	0	0
Mizzou - 10/15	0	0	0	0.0	0.0	0	0	0	0
vs. UGA - 10/29	0	0	0	0.0	0.0	0	0	0	0
at Ark - 11/5	0	0	0	0.0	0.0	0	0	0	0
USC - 11/12	0	0	0	0.0	0.0	0	0	0	0
Presb - 11/19	0	0	0	0.0	0.0	0	0	0	0
at FSU 11/26	0	0	0	0.0	0.0	0	0	0	0
<b>2014</b>	22	9	31	3.0	3.0	2	2	2	2
<b>2015</b>	21	19	40	1.5	1.5	1	1	1	1
<b>2016</b>	1	2	3	0	0.0	1.0	1	0	0
<b>Career</b>	44	30	74	4.5	4.5	4.0	4	3	3

## #33 - DAVID REESE - LB

OPP.	U	A	T	TFL	SK	INT	PB	FR	FF
UMass - 9/3	0	0	0	0.0	0.0	0	0	0	0
UK - 9/10	1	2	3	0.0	0.0	0	0	0	0
NTexas - 9/17	4	1	5	1.0	0.0	0	0	0	0
at Tenn - 9/24	0	0	0	0.0	0.0	0	0	0	0
at Vandy 10/1	0	0	0	0.0	0.0	0	0	0	0
LSU - 10/8	0	0	0	0.0	0.0	0	0	0	0
Mizzou - 10/15	0	0	0	0.0	0.0	0	0	0	0
vs. UGA - 10/29	0	0	0	0.0	0.0	0	0	0	0
at Ark - 11/5	0	0	0	0.0	0.0	0	0	0	0
USC - 11/12	0	0	0	0.0	0.0	0	0	0	0
Presb - 11/19	0	0	0	0.0	0.0	0	0	0	0
at FSU 11/26	0	0	0	0.0	0.0	0	0	0	0
<b>2016</b>	5	3	8	1.0	0.0	0	0	0	0
<b>Career</b>	5	3	8	1.0	0.0	0	0	0	0

## #34 - ALEX ANZALONE - LB

OPP.	U	A	T	TFL	SK	INT	PB	FR	FF
UMass - 9/3	3	3	6	1.0	1.0	0	1	0	0
UK - 9/10	5	1	6	1.5	1.5	0	0	0	0
NTexas - 9/17	0	2	2	0.0	0.0	0	0	0	0
at Tenn - 9/24	0	0	0	0.0	0.0	0	0	0	0
at Vandy 10/1	0	0	0	0.0	0.0	0	0	0	0
LSU - 10/8	0	0	0	0.0	0.0	0	0	0	0
Mizzou - 10/15	0	0	0	0.0	0.0	0	0	0	0
vs. UGA - 10/29	0	0	0	0.0	0.0	0	0	0	0
at Ark - 11/5	0	0	0	0.0	0.0	0	0	0	0
USC - 11/12	0	0	0	0.0	0.0	0	0	0	0
Presb - 11/19	0	0	0	0.0	0.0	0	0	0	0
at FSU 11/26	0	0	0	0.0	0.0	0	0	0	0
<b>2013</b>	2	0	2	0.0	0.0	0	0	0	0
<b>2014</b>	6	8	14	0.0	0.0	0	0	0	0
<b>2015</b>	2	4	6	0	0.0	0.0	0	0	0
<b>2016</b>	8	6	14	2.5	2.5	0.0	1	0	0
<b>Career</b>	18	18	36	2.5	2.5	0.0	1	0	0

## #35 - JOSEPH PUTU - DB

OPP.	U	A	T	TFL	SK	INT	PB	FR	FF
UMass - 9/3	0	0	0	0.0	0.0	0	0	0	0
UK - 9/10	1	1	2	0.0	0.0	0	0	0	0
NTexas - 9/17	0	1	1	0.0	0.0	0	0	0	0
at Tenn - 9/24	0	0	0	0.0	0.0	0	0	0	0
at Vandy 10/1	0	0	0	0.0	0.0	0	0	0	0
LSU - 10/8	0	0	0	0.0	0.0	0	0	0	0
Mizzou - 10/15	0	0	0	0.0	0.0	0	0	0	0
vs. UGA - 10/29	0	0	0	0.0	0.0	0	0	0	0
at Ark - 11/5	0	0	0	0.0	0.0	0	0	0	0
USC - 11/12	0	0	0	0.0	0.0	0	0	0	0
Presb - 11/19	0	0	0	0.0	0.0	0	0	0	0
at FSU 11/26	0	0	0	0.0	0.0	0	0	0	0
<b>2016</b>	1	2	3	0.0	0.0	0	0	0	0
<b>Career</b>	1	2	3	0.0	0.0	0	0	0	0

## #36 - EDDIE GILES - DB

OPP.	U	A	T	TFL	SK	INT	PB	FR	FF
UMass - 9/3	0	0	0	0.0	0.0	0	0	0	0
UK - 9/10	0	0	0	0.0	0.0	0	0	0	0
NTexas - 9/17	0	0	0	0.0	0.0	0	1	0	0
at Tenn - 9/24	0	0	0	0.0	0.0	0	0	0	0
at Vandy 10/1	0	0	0	0.0	0.0	0	0	0	0
LSU - 10/8	0	0	0	0.0	0.0	0	0	0	0
Mizzou - 10/15	0	0	0	0.0	0.0	0	0	0	0
vs. UGA - 10/29	0	0	0	0.0	0.0	0	0	0	0
at Ark - 11/5	0	0	0	0.0	0.0	0	0	0	0
USC - 11/12	0	0	0	0.0	0.0	0	0	0	0
Presb - 11/19	0	0	0	0.0	0.0	0	0	0	0
at FSU 11/26	0	0	0	0.0	0.0	0	0	0	0
<b>2016</b>	0	0	0	0.0	0.0	0	1	0	0
<b>Career</b>	0	0	0	0.0	0.0	0	1	0	0

## #40 - JARRAD DAVIS - LB

OPP.	U	A	T	TFL	SK	INT	PB	FR	FF
UMass - 9/3	2	7	9	0.5	0.5	0	1	0	0
UK - 9/10	2	1	3	0.0	0.0	0	0	0	0
NTexas - 9/17	4	2	6	1.5	1.5	0	0	0	0
at Tenn - 9/24	0	0	0	0.0	0.0	0	0	0	0
at Vandy 10/1	0	0	0	0.0	0.0	0	0	0	0
LSU - 10/8	0	0	0	0.0	0.0	0	0	0	0
Mizzou - 10/15	0	0	0	0.0	0.0	0	0	0	0
vs. UGA - 10/29	0	0	0	0.0	0.0	0	0	0	0
at Ark - 11/5	0	0	0	0.0	0.0	0	0	0	0
USC - 11/12	0	0	0	0.0	0.0	0	0	0	0
Presb - 11/19	0	0	0	0.0	0.0	0	0	0	0
at FSU 11/26	0	0	0	0.0	0.0	0	0	0	0
<b>2013</b>	14	5	19	0.0	0.0	0	0	0	0
<b>2014</b>	11	12	23	0.0	0.0	0	0	0	0
<b>2015</b>	46	52	98	5.25	5.3	3.5	3.5	3.5	3.5
<b>2016</b>	8	10	18	2	2.0	0.0	1	0	0
<b>Career</b>	79	79	158	7.25	7.3	3.5	4.5	3.5	3.5

## #50 - JEREMIAH MOON - LB

OPP.	U	A	T	TFL	SK	INT	PB	FR	FF
UMass - 9/3	0	1	1	0.0	0.0	0	0	0	0
UK - 9/10	0	2	2	0.0	0.0	0	0	0	0
NTexas - 9/17	0	0	0	0.0	0.0	0	0	0	0
at Tenn - 9/24	0	0	0	0.0	0.0	0	0	0	0
at Vandy 10/1	0	0	0	0.0	0.0	0	0	0	0
LSU - 10/8	0	0	0	0.0	0.0	0	0	0	0
Mizzou - 10/15	0	0	0	0.0	0.0	0	0	0	0
vs. UGA - 10/29	0	0	0	0.0	0.0	0	0	0	0
at Ark - 11/5	0	0	0	0.0	0.0	0	0	0	0
USC - 11/12	0	0	0	0.0	0.0	0	0	0	0
Presb - 11/19	0	0	0	0.0	0.0	0	0	0	0
at FSU 11/26	0	0	0	0.0	0.0	0	0	0	0
<b>2016</b>	0	3	3	0.0	0.0	0	0	0	0
<b>Career</b>	0	3	3	0.0	0.0	0	0	0	0

## #54 - KHAIRI CLARK - DL

OPP.	U	A	T	TFL	SK	INT	PB	FR	FF
UMass - 9/3	0	1	1	0.0	0.0	0	0	0	0
UK - 9/10	1	1	2	0.0	0.0	0	0	0	0
NTexas - 9/17	0	0	0	0.0	0.0	0	0	0	0
at Tenn - 9/24	0	0	0	0.0	0.0	0	0	0	0
at Vandy 10/1	0	0	0	0.0	0.0	0	0	0	0
LSU - 10/8	0	0	0	0.0	0.0	0	0	0	0
Mizzou - 10/15	0	0	0	0.0	0.0	0	0	0	0
vs. UGA - 10/29	0	0	0	0.0	0.0	0	0	0	0
at Ark - 11/5	0	0	0	0.0	0.0	0	0	0	0
USC - 11/12	0	0	0	0.0	0.0	0	0	0	0
Presb - 11/19	0	0	0	0.0	0.0	0	0	0	0
at FSU 11/26	0	0	0	0.0	0.0	0	0	0	0
<b>2015</b>	4	12	16	1.5	1.5	1	1	1	1
<b>2016</b>	1	2	3	0.0	0.0	0	0	0	0
<b>Career</b>	5	14	19	1.5	1.5	1.0	1	1	1

## #57 - CALEB BRANTLEY - DL

OPP.	U	A	T	TFL	SK	INT	PB	FR	FF
UMass - 9/3	1	0	1	0.0	0.0	0	0	0	0
UK - 9/10	0	0	0	0.0	0.0	0	0	0	0
NTexas - 9/17	2	0	2	1.0	1.0	0	0	0	0
at Tenn - 9/24	0	0	0	0.0	0.0	0	0	0	0
at Vandy 10/1	0	0	0	0.0	0.0	0	0	0	0
LSU - 10/8	0	0	0	0.0	0.0	0	0	0	0
Mizzou - 10/15	0	0	0	0.0	0.0	0	0	0	0
vs. UGA - 10/29	0	0	0	0.0	0.0	0	0	0	0
at Ark - 11/5	0	0	0	0.0	0.0	0	0	0	0
USC - 11/12	0	0	0	0.0	0.0	0	0	0	0
Presb - 11/19	0	0	0	0.0	0.0	0	0	0	0
at FSU 11/26	0	0	0	0.0	0.0	0	0	0	0
<b>2014</b>	6	15	21	0.0	0.0	0	0	0	0
<b>2015</b>	8	21	29	4.5	4.5	3	3	3	3
<b>2016</b>	3	0	3	1	1.0	0.0	0	0	0
<b>Career</b>	17	36	53	5.5	5.5	3.0	3	3	3

## #91 - JOEY IVIE - DL

OPP.	U	A	T	TFL	SK	INT	PB	FR	FF
UMass - 9/3	0	0	0	0.0	0.0	0	0	0	0
UK - 9/10	0	1	1	0.0	0.0	0	0	0	0
NTexas - 9/17	1	2	3	0.5	0.5	0	0	0	0
at Tenn - 9/24	0	0	0	0.0	0.0	0	0	0	0
at Vandy 10/1	0	0	0	0.0	0.0	0	0	0	0
LSU - 10/8	0	0	0	0.0	0.0	0	0	0	0
Mizzou - 10/15	0	0	0	0.0	0.0	0	0	0	0
vs. UGA - 10/29	0	0	0	0.0	0.0	0	0	0	0
at Ark - 11/5	0	0	0	0.0	0.0	0	0	0	0
USC - 11/12	0	0	0	0.0	0.0	0	0	0	0
Presb - 11/19	0	0	0	0.0	0.0	0	0	0	0
at FSU 11/26	0	0	0	0.0	0.0	0	0	0	0
2013	1	2	3	0.0	0.0	0	0	0	0
2014	8	16	24	1.5	1.5	1	1	1	1
2015	13	14	27	5.25	5.3	3.5	3.5	3.5	3.5
2016	1	3	4	0.5	0.5	0.0	0	0	0
Career	23	35	58	7.25	7.3	4.5	4.5	4.5	4.5

## #94 - BRIAN COX, Jr. - DL

OPP.	U	A	T	TFL	SK	INT	PB	FR	FF
UMass - 9/3	1	0	1	0.0	0.0	0	0	0	0
UK - 9/10	1	0	1	1.0	0.0	0	0	0	0
NTexas - 9/17	0	0	0	0.0	0.0	0	0	0	0
at Tenn - 9/24	0	0	0	0.0	0.0	0	0	0	0
at Vandy 10/1	0	0	0	0.0	0.0	0	0	0	0
LSU - 10/8	0	0	0	0.0	0.0	0	0	0	0
Mizzou - 10/15	0	0	0	0.0	0.0	0	0	0	0
vs. UGA - 10/29	0	0	0	0.0	0.0	0	0	0	0
at Ark - 11/5	0	0	0	0.0	0.0	0	0	0	0
USC - 11/12	0	0	0	0.0	0.0	0	0	0	0
Presb - 11/19	0	0	0	0.0	0.0	0	0	0	0
at FSU 11/26	0	0	0	0.0	0.0	0	0	0	0
<b>2013</b>	5	0	5	3.0	3.0	2	2	2	2
<b>2014</b>	12	17	29	6.0	6.0	4	4	4	4
<b>2015</b>	18	27	45	5.25	5.3	3.5	3.5	3.5	3.5
<b>2016</b>	2	0	2	1	0.0	0.0	0	0	0
<b>Career</b>	37	44	81	15.25	14.3	9.5	9.5	9.5	9.5

## #97 - JUSTUS REED - RUSH

OPP.	U	A	T	TFL	SK	INT	PB	FR	FF
UMass - 9/3	0	0	0	0.0	0.0	0	0	0	0
UK - 9/10	0	0	0	0.0	0.0	0	0	0	0
NTexas - 9/17	0	0	0	0.0	0.0	0	0	0	0
at Tenn - 9/24	0	0	0	0.0	0.0	0	0	0	0
at Vandy 10/1	0	0	0	0.0	0.0	0	0	0	0
LSU - 10/8	0	0	0	0.0	0.0	0	0	0	0
Mizzou - 10/15	0	0	0	0.0	0.0	0	0	0	0
vs. UGA - 10/29	0	0	0	0.0	0.0	0	0	0	0
at Ark - 11/5	0	0	0	0.0	0.0	0	0	0	0
USC - 11/12	0	0	0	0.0	0.0	0	0	0	0
Presb - 11/19	0	0	0	0.0	0.0	0	0	0	0
at FSU 11/26	0	0	0	0.0	0.0	0	0	0	0
<b>2015</b>	7	2	9	1.5	1.5	1	1	1	1
<b>2016</b>	0	0	0	0.0	0.0	0	0	0	0
<b>Career</b>	7	2	9	1.5	1.5	1.0	1	1	1

## #95 - KEIVONNIS DAVIS - DL

OPP.	U	A	T	TFL	SK	INT	PB	FR	FF
UMass - 9/3	1	1	2	0.5	0.5	0	0	0	0
UK - 9/10	0	1	1	0.0	0.0	0	0	0	0
NTexas - 9/17	0	0	0	0.0	0.0	0	0	0	0
at Tenn - 9/24	0	0	0	0.0	0.0	0	0	0	0
at Vandy 10/1	0	0	0	0.0	0.0	0	0	0	0
LSU - 10/8	0	0	0	0.0	0.0	0	0	0	0
Mizzou - 10/15	0	0	0	0.0	0.0	0	0	0	0
vs. UGA - 10/29	0	0	0	0.0	0.0	0	0	0	0
at Ark - 11/5	0	0	0	0.0	0.0	0	0	0	0
USC - 11/12	0	0	0	0.0	0.0	0	0	0	0
Presb - 11/19	0	0	0	0.0	0.0	0	0	0	0
at FSU 11/26	0	0	0	0.0	0.0	0	0	0	0
<b>2015</b>	3	1	4	0.0	0.0	0	0	0	0
<b>2016</b>	1	2	3	0.5	0.5	0	0	0	0
<b>Career</b>	4	3	7	0.5	0.5	0.0	0	0	0

## #98 - LUKE ANCRUM - DL

OPP.	U	A	T	TFL	SK	INT	PB	FR	FF
UMass - 9/3	0	1	1	0.0	0.0	0	0	0	0
UK - 9/10	0	0	0	0.0	0.0	0	0	0	0
NTexas - 9/17	0	1	1	0.0	0.0	0	0	0	0
at Tenn - 9/24	0	0	0	0.0	0.0	0	0	0	0
at Vandy 10/1	0	0	0	0.0	0.0	0	0	0	0
LSU - 10/8	0	0	0	0.0	0.0	0	0	0	0
Mizzou - 10/15	0	0	0	0.0	0.0	0	0	0	0
vs. UGA - 10/29	0	0	0	0.0	0.0	0	0	0	0
at Ark - 11/5	0	0	0	0.0	0.0	0	0	0	0
USC - 11/12	0	0	0	0.0	0.0	0	0	0	0
Presb - 11/19	0	0	0	0.0	0.0	0	0	0	0
at FSU 11/26	0	0	0	0.0	0.0	0	0	0	0
<b>2016</b>	0	2	2	0.0	0.0	0	0	0	0
<b>Career</b>	0	2	2	0.0	0.0	0	0	0	0

## #96 - CECE JEFFERSON - DL

OPP.	U	A	T	TFL	SK	INT	PB	FR	FF
UMass - 9/3	0	1	1	0.0	0.0	0	0	0	0
UK - 9/10	1	0	1	1.0	0.0	0	0	0	0
NTexas - 9/17	1	1	2	0.5	0.0	0	0	0	0
at Tenn - 9/24	0	0	0	0.0	0.0	0	0	0	0
at Vandy 10/1	0	0	0	0.0	0.0	0	0	0	0
LSU - 10/8	0	0	0	0.0	0.0	0	0	0	0
Mizzou - 10/15	0	0	0	0.0	0.0	0	0	0	0
vs. UGA - 10/29	0	0	0	0.0	0.0	0	0	0	0
at Ark - 11/5	0	0	0	0.0	0.0	0	0	0	0
USC - 11/12	0	0	0	0.0	0.0	0	0	0	0
Presb - 11/19	0	0	0	0.0	0.0	0	0	0	0
at FSU 11/26	0	0	0	0.0	0.0	0	0	0	0
<b>2015</b>	18	11	29	5.3	5.3	3.5	3.5	3.5	3.5
<b>2016</b>	2	2	4	1.5	0.0	0	0	0	0
<b>Career</b>	20	13	33	6.75	5.3	3.5	3.5	3.5	3.5

## #99 - JACHAI POLITE - DL

OPP.	U	A	T	TFL	SK	INT	PB	FR	FF
UMass - 9/3	1	0	1	0.0	0.0	0	0	0	0
UK - 9/10	1	0	1	1.0	1.0	0	0	0	1
NTexas - 9/17	1	0	1	1.0	1.0	0	0	0	0
at Tenn - 9/24	0	0	0	0.0	0.0	0	0	0	0
at Vandy 10/1	0	0	0	0.0	0.0	0	0	0	0
LSU - 10/8	0	0	0	0.0	0.0	0	0	0	0
Mizzou - 10/15	0	0	0	0.0	0.0	0	0	0	0
vs. UGA - 10/29	0	0	0	0.0	0.0	0	0	0	0
at Ark - 11/5	0	0	0	0.0	0.0	0	0	0	0
USC - 11/12	0	0	0	0.0	0.0	0	0	0	0
Presb - 11/19	0	0	0	0.0	0.0	0	0	0	0
at FSU 11/26	0	0	0	0.0	0.0	0	0	0	0
<b>2016</b>	3	0	3	2.0	2.0	0	0	0	1
<b>Career</b>	3	0	3	2.0	2.0	0	0	0	1

## SPECIALTY MISCELLANEOUS STATS

RUSHING	Rushes	1st	Conv-3rd	10+	20+
Appleby, A.	1	0	0	0	0
Callaway, A.	0	0	0	0	0
Cronkrite, J.	17	3	1	2	0
Del Rio, L.	8	4	2	0	0
Herndon, M.	2	1	1	0	0
Perine, L.	29	7	2	4	1
Powell, B.	0	0	0	0	0
Scarlett, J.	33	7	1	5	1
Thompson, M.	32	9	6	4	2
	0	0	0	0	0
	0	0	0	0	0
	0	0	0	0	0
	0	0	0	0	0
Others	0	0	0	0	0
<b>TEAM TOTALS</b>	122	31	13	15	4

RECEIVING	Catches	Targets	1st	Conv-3rd	10+	20+
Callaway, A.	13	18	9	4	7	1
Cronkrite, J.	6	8	1	1	2	0
Fulwood, A.	2	5	2	0	2	0
Goolsby, D.	9	14	6	2	5	2
Hammond, J.	7	10	4	0	3	1
Herndon, M.	0	0	0	0	0	0
Lewis, C.	2	3	1	1	0	0
Perine, L.	2	2	2	0	2	2
Powell, B.	14	20	8	4	6	2
Scarlett, J.	1	2	0	0	0	0
Stephens, M.	1	2	1	0	1	0
Swain, F.	4	5	3	2	3	1
Thompson, Ch.	0	1	0	0	0	0
Worton, C.	3	5	2	2	1	0
	0	0	0	0	0	0
	0	0	0	0	0	0
	0	0	0	0	0	0
Others	0	11	0	0	0	0
<b>TEAM TOTALS</b>	64	106	39	16	32	9

PASSING	1st	Conv-3rd	10+	20+
Appleby, A.	2	1	2	0
Del Rio, L.	37	15	30	9
	0	0	0	0
	0	0	0	0
<b>TEAM TOTALS</b>	39	16	32	9

	3rd down	4th down	RZ-Def Plays
Anzalone, A.	1	2	0
Clark, K.	0	0	1
Cox, B.	2	0	1
Davis, J.	6	1	0
Davis, K.	2	0	0
Dawson, D.	1	0	0
Gardner, C.	0	1	0
Giles, E.	1	0	0
Harris, M.	1	0	0
Ivie, J.	1	0	0
Jefferson, C.	1	0	0
Johnson, K.	0	0	1
Maye, M.	2	0	0
McMillian, D.	0	1	0
Moon, J.	1	0	1
Putu, J.	0	0	1
Reed, J.	0	1	0
Reese, D.	0	0	1
Sherit, J.	3	0	0
Tabor, J.	1	0	0
Taylor, Je.	1	0	1
Washington, N.	0	0	2
Washington, N.	0	0	2
Wilson, Q.	2	0	0
Zuniga, J.	2	0	1
	0	0	0
	0	0	0
	0	0	0
Others	0	0	0
<b>TEAM TOTALS</b>	28	5	10

Defensive stops include tackles, assisted tackles, QB hurries, pass breakups, interceptions, fumble recoveries and forced fumbles. A stop on 3rd down is defined as a play made that resulted in bringing up a 4th down.

Red Zone defensive plays include any tackles, assisted tackles, QB hurries, pass breakups, interceptions, fumble recoveries and forced fumbles on plays that were in the red zone.



## SPECIAL TEAMS TACKLES

Player	UA	A	TT
Chauncey Gardner	2	0	2
Marcell Harris	1	1	2
David Reese	1	1	2
Jarrad Davis	1	0	1
Ahmad Fulwood	0	1	1
Vosean Joseph	1	0	1
Chris Thompson	1	0	1
Jeremiah Moon	0	1	1

## DRIVES

<b>Total TD Drive Time:</b>	40:26
<b>Total Offensive TD:</b>	12
<b>Average TD Time:</b>	3:22
<b>Shortest TD Drive, Yards:</b>	33 - (vs. Kentucky, Scarlett 4 yard run, 6 plays, 3:03)
<b>Longest TD Drive, Yards:</b>	84 - (vs. Kentucky, Thompson 3 yard run, 15 plays, 7:29)
<b>Shortest TD Drive Time:</b>	0:12 - (vs. Kentucky, Callaway 78 yard pass from Del Rio, 1 play, 78 yards)
<b>Longest TD Drive Time:</b>	7:29 - (vs. Kentucky, Thompson 3 yard run, 15 plays, 84 yards)
<b>Most Plays on TD Drive:</b>	15 - (vs. Kentucky, Thompson 3 yard run, 84 yards, 7:29)
<b>Fewest Plays on TD Drive:</b>	1 - (vs. Kentucky, Callaway 78 yard pass from Del Rio, 1 play, 0:12)

## FIELD POSITION

	Florida	Opponents
Drives Started	35	36
Avg. Starting Field Position	F32	O26
Sum of starting field position	1146	918
Times Started Inside Own 20	8	9
Drives Started in Opp. Territory	7	2

## WEEKLY LEADERS

### FLORIDA

Opponent	Rushes	Rush Yards	Catches	Receiving Yards	Tackles	Tackles-for-Loss	Sacks
UMass	13, J. Scarlett	70, J. Scarlett	8, A. Callaway	73, A. Callaway	9, J. Davis	2.0, J. Zuniga	2.0, J. Zuniga
Kentucky	17, L. Perine	105, L. Perine	5, A. Callaway	129, A. Callaway	6, A. Anzalone	2.0, J. Sherit	2.0, J. Sherit
North Texas	11, 3 players	85, M. Thompson	3, 3 players	40, D. Goolsby	6, J. Davis/M. Maye	2.0, J. Zuniga	2.0, J. Zuniga
	Thompson, Scarlett, Perine		Goolsby, Cronkrite, Powell				

at Tennessee  
at Vanderbilt  
LSU  
Missouri  
vs. Georgia  
at Arkansas  
South Carolina  
Presbyterian  
at Florida State

### OPPONENT

Opponent	Rushes	Rush Yards	Catches	Receiving Yards	Tackles	Tackles-for-Loss	Sacks
UMass	19, M. Young	59, M. Young	3, A. Isabella	95, A. Isabella	11, T. Lowery	1.0, 3 players	1.0, D. Downey
Kentucky	12, S. Williams	66, S. Williams	1, 3 players	45, J. Badet	9, 2 players	1.0, 3 players	--
North Texas	10, J. Wilson	26, J. Wilson	3, T. Thompson	50, T. Thompson	8, N. Brooks	1.0, D. Baulkman	--

at Tennessee  
at Vanderbilt  
LSU  
Missouri  
vs. Georgia  
at Arkansas  
South Carolina  
Presbyterian  
at Florida State

## PLAYS PER DRIVE

## FLORIDA

Opponent	Off. Plays	Drives	Avg
UMass	73	10	7.3
Kentucky	83	12	6.9
North Texas	72	13	5.5
at Tennessee			
at Vanderbilt			
LSU			
Missouri			
vs. Georgia			
at Arkansas			
South Carolina			
Presbyterian			
at Florida State			
<b>TOTALS:</b>	<b>228</b>	<b>35</b>	<b>6.5</b>

## OPPONENT

Opponent	Off. Plays	Drives	Avg.
UMass	52	11	4.7
Kentucky	48	12	4.0
North Texas	50	13	3.8
at Tennessee			
at Vanderbilt			
LSU			
Missouri			
vs. Georgia			
at Arkansas			
South Carolina			
Presbyterian			
at Florida State			
<b>TOTALS:</b>	<b>150</b>	<b>36</b>	<b>4.2</b>

## OFFENSIVE TOUCHDOWN BREAKDOWN

YARDS	No. of TD	No. of TD Drives
1-10	6	
11-20	2	
21-30	3	
31-40		1
41-50		4
51-60		3
61-70		
71-80	1	3
81-90		1
91-99		
POSS. TIME	TD Drives	Plays on TD Drive
0:01-0:30	1	1 : 1
0:31-1:00		2 :
1:01-1:30	1	3 : 1
1:31-2:00	1	4 :
2:01-3:00	3	5 : 2
3:01-4:00	1	6 : 3
4:01-5:00	2	7 :
5:01-6:00	2	8 : 2
6:01-7:00		9 :
7:01+	1	10 :
OT		11+ : 3

## TAKEAWAYS

Opponent	Takeaway	Qtr.	Yd.-Line	Result	Result of Drive
Kentucky	Quincy Wilson INT	1	F30	Ret. 2 yards to F32, Penalty to F22	Touchdown
Kentucky	Jalen Tabor INT	2	F42	Ret. 0 yards	Touchdown
Kentucky	Marcus Maye INT	3	F49	Ret. 6 yards to K45	Touchdown
Kentucky	Taven Bryan FR	3	K33	Ret. 0 yards	Touchdown
North Texas	Marcell Harris INT	2	N41	Ret. 25 yards to N16	TO - Downs
<b>TOTALS:</b>	<b>5 Takeaways (4 INT, 1 FR) - 4 Touchdowns, 28 points</b>				

## TURNOVERS

Opponent	Turnover	Qtr.	Yd.-Line	Result	Result of Drive
Kentucky	Derrick Baity INT	2	F35	Ret. 10 yards to F25	Missed FG
North Texas	Nate Brooks INT	3	F45	Ret. 12 yards to F33	TO - Downs
<b>TOTALS:</b>	<b>2 Turnovers (1 FG) - 0 points</b>				

First Half Takeaways	3
First Quarter	1
Second Quarter	2
Second Half Takeaways	2
Third Quarter	2
Fourth Quarter	0
<b>TOTAL TAKEAWAYS</b>	<b>5</b>
Interceptions	4
Fumble Recoveries	1

First Half Turnovers	1
First Quarter	0
Second Quarter	1
Second Half Turnovers	1
Third Quarter	1
Fourth Quarter	0
<b>TOTAL TURNOVERS</b>	<b>2</b>
Interceptions	2
Fumbles Lost	0

**+3 TURNOVER MARGIN**

**RUNS 10+**

(15 runs for 259 yards, 17.3 avg.)

Yards	Player	Opponent
36	Mark Thompson	North Texas
36	Lamical Perine	Kentucky
22	Jordan Scarlett	North Texas
20 TD	Mark Thompson	North Texas
19	Jordan Scarlett	North Texas
17	Lamical Perine	Kentucky
16	Jordan Cronkrite	Kentucky
13	Lamical Perine	North Texas
13	Jordan Scarlett	Kentucky
12	Lamical Perine	North Texas
12	Jordan Scarlett	Kentucky
11	Mark Thompson	North Texas
11	Mark Thompson	Kentucky
11	Jordan Scarlett	UMass
10	Jordan Cronkrite	North Texas

**RECEIVING 20+**

(9 catches for 308 yards, 34.2 avg.)

Yards	Player	Opponent
78 TD	Antonio Callaway (from Del Rio)	Kentucky
56	Josh Hammond (from Del Rio)	North Texas
28 TD	Lamical Perine (from Del Rio)	Kentucky
28	DeAndre Goolsby (from Del Rio)	Kentucky
26 TD	Freddie Swain (from Del Rio)	Kentucky
26 TD	Brandon Powell (from Del Rio)	UMass
22	Lamical Perine (from Del Rio)	North Texas
20	Brandon Powell (from Del Rio)	UMass
20	DeAndre Goolsby (from Del Rio)	UMass

**KICK RETURNS 30+**

(1 return for 32 yards)

Yards	Player	Opponent
32	Antonio Callaway	UMass

**PUNT RETURNS 20+**

(0 returns for 0 yards)

Yards	Player	Opponent
-------	--------	----------

**DEFENSIVE RETURNS 20+**

(1 returns for 25 yards)

Yards	Player	Opponent
25	Marcell Harris INT	North Texas

**UF TOTALS: 26 plays for 624 yards (24.0 avg.)**
**OPPONENT BIG PLAYS**

Run (10+)	4 for 71 yards
Receiving (20+)	5 for 177 yards
Kick Returns (30+)	0 for 0 yards
Punt Returns (20+)	0 for 0 yards
Defensive Returns (20+)	0 for 0 yards

**TOTAL: 9 plays for 248 yards (27.6 avg.)**

## GAME-BY-GAME STARTERS

## OFFENSE

Game	LT	LG	C	RG	RT	QB	RB	TE	WR	WR	UTIL
UMass	D. Sharpe	M. Ivey	C. Dillard	T. Jordan	F. Johnson	L. Del Rio	J. Scarlett	D. Goolsby	A. Callaway	B. Powell	Ja. Taylor (OL)
Kentucky	D. Sharpe	M. Ivey	C. Dillard	T. Jordan	F. Johnson	L. Del Rio	M. Thompson	D. Goolsby	A. Callaway	B. Powell	C. Lewis (TE)
North Texas	D. Sharpe	M. Ivey	C. Dillard	F. Johnson	Ja. Taylor	L. Del Rio	M. Thompson	D. Goolsby	J. Hammond	B. Powell	C. Lewis (TE)
at Tennessee											
at Vanderbilt											
LSU											
Missouri											
vs. Georgia											
at Arkansas											
South Carolina											
Presbyterian											
at Florida State											

## DEFENSE

Game	DE	DT	DT	DE	LB	LB	CB	CB	S	S	UTIL
UMass	B. Cox	J. Ivie	C. Brantley	J. Sherit	J. Davis	A. Anzalone	Q. Wilson	D. Dawson	N. Washington	M. Maye	C. Williamson (NICK)
Kentucky	B. Cox	J. Ivie	C. Brantley	J. Sherit	J. Davis	A. Anzalone	Q. Wilson	T. Tabor	M. Harris	M. Maye	D. Dawson (NICK)
North Texas	B. Cox	J. Ivie	C. Brantley	J. Sherit	J. Davis	A. Anzalone	Q. Wilson	T. Tabor	N. Washington	M. Maye	D. Dawson (NICK)
at Tennessee											
at Vanderbilt											
LSU											
Missouri											
vs. Georgia											
at Arkansas											
South Carolina											
Presbyterian											
at Florida State											

## CAREER STARTS

OFFENSE	2016	2015	2014	2013	Total	Streak	DEFENSE	2016	2015	2014	2013	Total	Streak
David Sharpe, RT	3	13	0	0	16	8	Marcus Maye, DB	3	12	9	2	26	15
Antonio Callaway, WR	2	13	0	0	15	0	Bryan Cox Jr., DL	3	12	10	0	25	3
Brandon Powell, WR	3	10	2	0	15	4	Jarrad Davis, LB	2	12	2	0	16	14
Cam Dillard, NT	3	11	0	0	14	3	Teez Tabor, DB	2	9	5	0	16	2
Martez Ivey, OL	3	8	0	0	11	11	Caleb Brantley, DL	3	10	1	0	14	6
DeAndre Goolsby, TE	3	6	0	0	9	6	Quincy Wilson, DB	3	9	2	0	14	3
Ahmad Fulwood, WR		2	5	0	7	0	Joey Ivie, DL	3	5	1	0	9	3
Antonio Riles, RG		6	0	0	6	0	Jordan Sherit, DL	3	4	0	0	7	4
Fred Johnson, RT	3	2	0	0	5	4	Nick Washington, DB	2	4	0	0	6	1
Tyler Jordan, RG	2	2	0	0	4	0	Alex Anzalone, LB	3	2	0	0	5	3
Luke Del Rio, QB	3	0	0	0	3	3	Duke Dawson, DB	3	0	1	0	4	2
C'yontai Lewis	2	1	0	0	3	2	Cece Jefferson, DL		4	0	0	4	0
Chris Thompson, WR		2	0	1	3	0	Marcell Harris, DB	1	1	0	0	2	0
Jordan Scarlett, RB	1	1	0	0	2	0	Taven Bryan, DL		1	0	0	1	0
Jawaan Taylor, OL	2	0	0	0	2	1	Khairi Clark, DL		1	0	0	1	0
Mark Thompson, RB	2	0	0	0	2	2	Chris Williamson, DB	1	0	0	0	1	0
Jordan Cronkrite, RB		1	0	0	1	0							
C.J. Worton, WR		0	1	0	1	0							
Josh Hammond, WR	1	0	0	0	1	1							

## NON-OFFENSIVE SCORES

**FLORIDA - 0**

**TOTALS:**

**OPPONENTS - 0**

**TOTALS:**

## 100-YARD GAMES

### 100+ Yard Receiving Games

Player	2016	2015	2014	2013	Career
Callaway	1	3	-	-	4
<b>TOTAL</b>	<b>1</b>	<b>3</b>	<b>-</b>	<b>-</b>	<b>4</b>

### 100+ Yard Rushing Games

Player	2016	Career
Perine	1	1
<b>TOTAL</b>	<b>1</b>	<b>1</b>

## 200-YARD GAMES

### 200+ Yard Passing Games

Player	2016	Career
Del Rio	2	2
<b>TOTAL</b>	<b>2</b>	<b>2</b>

### 300+ Yard Passing Games

Player	2016	Career
Del Rio	1	1
<b>TOTAL</b>	<b>1</b>	<b>1</b>

### 200+ Yard Receiving Games

Player	2016	Career
n/a		
<b>TOTAL</b>		

## RED ZONE

**FLORIDA**

Opponent	No.	TDs	FG	Score Pct.	TD Pct.	TO	Failed Dwn.	EQ	MFG
UMass	3	1	1	66.7	33.3		1		
Kentucky	4	3	0	75.0	75.0				1
North Texas	7	4	1	71.4	57.1		2		
at Tennessee									
at Vanderbilt									
LSU									
Missouri									
vs. Georgia									
at Arkansas									
South Carolina									
Presbyterian									
at Florida State									
<b>TOTAL</b>	<b>14</b>	<b>8</b>	<b>2</b>	<b>71.4</b>	<b>57.1</b>	<b>0</b>	<b>3</b>	<b>0</b>	<b>1</b>

**OPPONENTS**

Team	No.	TDs	FG	Score Pct.	TD Pct.	TO	Failed Dwn.	EQ	MFG
UMass	1	1	0	100	100				
Kentucky	2	1	0	50.0	50.0				1
North Texas	0	0	0						
at Tennessee									
at Vanderbilt									
LSU									
Missouri									
vs. Georgia									
at Arkansas									
South Carolina									
Presbyterian									
at Florida State									
<b>TOTAL</b>	<b>3</b>	<b>2</b>	<b>0</b>	<b>66.7</b>	<b>66.7</b>	<b>0</b>	<b>0</b>	<b>0</b>	<b>1</b>

TO: Turnover; Dwn.: Loss of possession on downs; EQ: End of quarter/half/game; MFG: Missed/blocked Field Goal

## WHAT HAPPENS ON 1ST DOWN

Team	Plays	Yards	Avg.	Rush	Yards	Avg.	Pct.	Pass	Yards	Avg.	Pct.
<b>FLORIDA</b>	100	705	7.1	60	271	4.5	60.0	40	434	10.9	40.0
Opponents	62	245	4.0	44	191	4.3	71.0	18	54	3.0	29.0

## 3RD DOWN CONVERSIONS

3rd down and ...	1	2	3	4	5	6	7	8	9	10	11	12	13	14	15+	Total	Pct.
<b>FLORIDA</b>	<b>1-1</b>		<b>1-2</b>	<b>1-1</b>	<b>1-2</b>	<b>1-3</b>			<b>0-1</b>	<b>0-1</b>					<b>1-2</b>	<b>6-13</b>	<b>46.2</b>
North Texas		1-1		1-1	0-2	0-1	0-1		0-2	0-2				0-2	0-1	2-13	15.4
<b>FLORIDA TOTALS</b>	<b>7-7</b>	<b>4-5</b>	<b>2-3</b>	<b>4-4</b>	<b>1-4</b>	<b>4-10</b>	<b>3-5</b>	<b>1-2</b>	<b>2-4</b>	<b>0-1</b>	<b>0-2</b>		<b>0-1</b>		<b>1-2</b>	<b>29-50</b>	<b>58.0</b>
Opponent Totals	1-1	2-2	0-1	2-2	1-4	0-1	0-1	1-3	0-2	0-8	0-2	0-2	0-2	0-3	0-2	7-36	19.4
<b>UF PERCENTAGE</b>	<b>100.0</b>	<b>80.0</b>	<b>66.7</b>	<b>100.0</b>	<b>25.0</b>	<b>40.0</b>	<b>60.0</b>	<b>50.0</b>	<b>50.0</b>	<b>0.0</b>	<b>0.0</b>		<b>0.0</b>		<b>50.0</b>		
Opp. Percentage	100.0	100.0	0.0	100.0	25.0	0.0	0.0	33.3	0.0	0.0	0.0	0.0	0.0	0.0	0.0		



**FLORIDA OFFENSIVE SCORING DRIVES**

Opponent	Plays	Net Yards	TOP	Quarter	How Acquired (Yd. Line)	Scoring Play
UMass	11	71	5:31	1	Punt (F29)	Antonio Callaway 12 yard pass from Luke Del Rio
UMass	9	30	2:37	2	Punt (F47)	Eddy Pineiro 40 yard field goal
UMass	6	27	2:35	4	Punt (F42)	Eddy Pineiro 49 yard field goal
UMass	4	46	1:31	4	Punt (M46)	Brandon Powell 26 yard pass from Luke Del Rio
UMass	8	39	3:02	4	Punt (F30)	Eddy Pineiro 48 yard field goal
Kentucky	15	84	7:29	1	Punt (F16)	Mark Thompson 3 yard run
Kentucky	1	78	0:12	1	INT F22)	Antonio Callaway 78 yard pass from Luke Del Rio
Kentucky	8	44	3:06	2	Missed FG (F20)	Eddy Pineiro 54 yard field goal
Kentucky	13	58	4:13	2	INT (F42)	Brandon Powell 5 yard pass from Luke Del Rio
Kentucky	3	45	1:21	3	INT (K45)	Freddie Swain 26 yard pass from Luke Del Rio
Kentucky	6	33	3:03	3	FR (K33)	Jordan Scarlett 4 yard run
Kentucky	6	58	2:41	4	Punt (F42)	Lamical Perine 28 yard pass from Luke Del Rio
North Texas	-	-	-	1	-	Team Safety - Caleb Brantley sack in end zone
North Texas	9	67	4:15	1	Kickoff (F28)	Eddy Pineiro 22 yard field goal
North Texas	6	46	2:39	2	Punt (N46)	Jordan Cronkrite 6 yard run
North Texas	5	52	2:13	2	Punt (F48)	Lamical Perine 2 yard run
North Texas	8	74	4:14	4	Downs (F26)	Mark Thompson 20 yard run
North Texas	8	48	5:19	4	Punt (N48)	Jordan Scarlett 1 yard run

**OPPONENT OFFENSIVE SCORING DRIVES**

Opponent	Plays	Net Yards	TOP	Quarter	How Acquired (Yd. Line)	Scoring Play
UMass	9	75	4:39	1	Kickoff (M25)	Ross Cornis 5 yard run
Kentucky	9	65	4:45	4	Punt (K35)	Jojo Kemp 2 yard run

**2016 Florida Football**  
**Florida Game Results (as of Sep 18, 2016)**  
**All games**

<b>Date</b>	<b>Opponent</b>		<b>Score</b>	<b>Overall</b>	<b>Conference</b>	<b>Time</b>	<b>Attend</b>
Sep 03, 2016	UMASS	W	24-7	1-0	0-0	3:17	88121
* Sep 10, 2016	KENTUCKY	W	45-7	2-0	1-0	3:23	85821
Sep 17, 2016	NORTH TEXAS	W	32-0	3-0	1-0	3:20	86848

**2016 Florida Football**  
**Florida Overall Team Statistics (as of Sep 18, 2016)**  
**All games**

<b>Team Statistics</b>	<b>UF</b>	<b>OPP</b>
SCORING	101	14
Points Per Game	33.7	4.7
Points Off Turnovers	28	0
FIRST DOWNS	75	29
Rushing	31	11
Passing	39	9
Penalty	5	9
RUSHING YARDAGE	606	127
Yards gained rushing	622	255
Yards lost rushing	16	128
Rushing Attempts	122	97
Average Per Rush	5.0	1.3
Average Per Game	202.0	42.3
TDs Rushing	6	2
PASSING YARDAGE	792	262
Comp-Att-Int	64-106-2	18-53-4
Average Per Pass	7.5	4.9
Average Per Catch	12.4	14.6
Average Per Game	264.0	87.3
TDs Passing	6	0
TOTAL OFFENSE	1398	389
Total Plays	228	150
Average Per Play	6.1	2.6
Average Per Game	466.0	129.7
KICK RETURNS: #-Yards	5-97	5-90
PUNT RETURNS: #-Yards	12-60	5-36
INT RETURNS: #-Yards	4-33	2-22
KICK RETURN AVERAGE	19.4	18.0
PUNT RETURN AVERAGE	5.0	7.2
INT RETURN AVERAGE	8.2	11.0
FUMBLES-LOST	4-0	4-1
PENALTIES-Yards	25-252	16-120
Average Per Game	84.0	40.0
PUNTS-Yards	9-453	21-914
Average Per Punt	50.3	43.5
Net punt average	41.9	40.7
KICKOFFS-Yards	20-1297	6-378
Average Per Kick	64.8	63.0
Net kick average	42.8	42.7
TIME OF POSSESSION/Game	35:13	24:47
3RD-DOWN Conversions	29/50	7/36
3rd-Down Pct	58%	19%
4TH-DOWN Conversions	2/5	1/4
4th-Down Pct	40%	25%
SACKS BY-Yards	16-112	1-6
MISC YARDS	0	0
TOUCHDOWNS SCORED	12	2
FIELD GOALS-ATTEMPTS	5-7	0-1
ON-SIDE KICKS	0-0	0-0
RED-ZONE SCORES	(10-14) 71%	(2-3) 67%
RED-ZONE TOUCHDOWNS	(8-14) 57%	(2-3) 67%
PAT-ATTEMPTS	(10-10) 100%	(2-2) 100%
ATTENDANCE	260790	0
Games/Avg Per Game	3/86930	0/0
Neutral Site Games		0/0

<b>Score by Quarters</b>	<b>1st</b>	<b>2nd</b>	<b>3rd</b>	<b>4th</b>	<b>OT</b>	<b>Total</b>
Florida	26	27	14	34	0	101
Opponents	0	7	0	7	0	14

**2016 Florida Football**  
**Florida Overall Individual Statistics (as of Sep 18, 2016)**  
**All games**

Rushing	gp-gs	att	gain	loss	net	avg	td	lg	avg/g
Jordan Scarlett	3-1	33	176	1	175	5.3	2	22	58.3
Mark Thompson	3-2	32	167	1	166	5.2	2	36	55.3
Lamical Perine	3-0	29	163	2	161	5.6	1	36	53.7
Jordan Cronkrite	3-0	17	81	1	80	4.7	1	16	26.7
Luke Del Rio	3-3	8	26	10	16	2.0	0	7	5.3
Austin Appleby	2-0	1	5	0	5	5.0	0	5	2.5
Mark Herndon	3-0	2	4	1	3	1.5	0	4	1.0
Total	3	122	622	16	606	5.0	6	36	202.0
Opponents	3	97	255	128	127	1.3	2	25	42.3

Passing	gp-gs	effic	comp	att	in	pct	yds	td	lg	avg/g
Luke Del Rio	3-3	140.40	62	101	2	61.4	762	6	78	254.0
Austin Appleby	2-0	90.40	2	5	0	40.0	30	0	19	15.0
Total	3	138.05	64	106	2	60.4	792	6	78	264.0
Opponents	3	60.39	18	53	4	34.0	262	0	53	87.3

Receiving	gp-gs	no.	yds	avg	td	lg	avg/g
Brandon Powell	3-3	14	136	9.7	2	26	45.3
Antonio Callaway	2-2	13	201	15.5	2	78	100.5
DeAndre Goolsby	3-3	9	112	12.4	0	28	37.3
Josh Hammond	3-1	7	110	15.7	0	53	36.7
Jordan Cronkrite	3-0	6	45	7.5	0	15	15.0
Freddie Swain	3-0	4	47	11.8	1	26	15.7
C.J. Worton	2-0	3	23	7.7	0	10	11.5
Lamical Perine	3-0	2	57	28.5	1	29	19.0
Ahmad Fulwood	3-0	2	28	14.0	0	15	9.3
C'yontai Lewis	2-2	2	11	5.5	0	7	5.5
Moral Stephens	3-0	1	14	14.0	0	14	4.7
Jordan Scarlett	3-1	1	8	8.0	0	8	2.7
Total	3	64	792	12.4	6	78	264.0
Opponents	3	18	262	14.6	0	53	87.3

Punt Returns	no.	yds	avg	td	lg
Antonio Callaway	6	36	6.0	0	17
Brandon Powell	5	23	4.6	0	7
Freddie Swain	1	1	1.0	0	1
Total	12	60	5.0	0	17
Opponents	5	36	7.2	0	18

Interceptions	no.	yds	avg	td	lg
Marcus Maye	1	6	6.0	0	6
Jalen Tabor	1	0	0.0	0	0
Quincy Wilson	1	2	2.0	0	2
Marcell Harris	1	25	25.0	0	25
Total	4	33	8.2	0	25
Opponents	2	22	11.0	0	12

Kick Returns	no.	yds	avg	td	lg
Antonio Callaway	2	53	26.5	0	32
Brandon Powell	1	12	12.0	0	12
Freddie Swain	1	11	11.0	0	11
Dre Massey	1	21	21.0	0	21
Total	5	97	19.4	0	32
Opponents	5	90	18.0	0	25

Fumble Returns	no.	yds	avg	td	lg
Total	0	0	0.0	0	0
Opponents	0	0	0.0	0	0

**2016 Florida Football**  
**Florida Overall Individual Statistics (as of Sep 18, 2016)**  
**All games**

Scoring	td	fg	PAT				dx	saf	pts
			kick	rush	rcv	pass			
Eddy Pineiro	-	5-7	10-10	-	-	-	-	-	25
Jordan Scarlett	2	-	-	-	-	-	-	-	12
Mark Thompson	2	-	-	-	-	-	-	-	12
Lamical Perine	2	-	-	-	-	-	-	-	12
Antonio Callaway	2	-	-	-	-	-	-	-	12
Brandon Powell	2	-	-	-	-	-	-	-	12
Freddie Swain	1	-	-	-	1	-	-	-	8
Jordan Cronkrite	1	-	-	-	-	-	-	-	6
Team	-	-	-	-	-	-	-	1	2
Austin Appleby	-	-	-	-	-	0-1	-	-	0
Luke Del Rio	-	-	-	-	-	1-1	-	-	0
Total	12	5-7	10-10	-	1	1-2	-	1	101
Opponents	2	0-1	2-2	-	-	-	-	-	14

Total Offense	g	plays	rush	pass	total	avg/g
Luke Del Rio	3	109	16	762	778	259.3
Jordan Scarlett	3	33	175	0	175	58.3
Mark Thompson	3	32	166	0	166	55.3
Lamical Perine	3	29	161	0	161	53.7
Jordan Cronkrite	3	17	80	0	80	26.7
Austin Appleby	2	6	5	30	35	17.5
Mark Herndon	3	2	3	0	3	1.0
Total	3	228	606	792	1398	466.0
Opponents	3	150	127	262	389	129.7

Field Goals	fg	pct.	01-19	20-29	30-39	40-49	50-99	lg	blk
Eddy Pineiro	5-7	71.4	0-0	1-1	0-0	3-5	1-1	54	0

FG Sequence	Florida	Opponents
UMass	(40),(49),(48)	-
Kentucky	42,(54),48	34
North Texas	(22)	-

Numbers in (parentheses) indicate field goal was made.

Punting	no.	yds	avg	lg	tb	fc	i20	50+	blk
Johnny Townsend	9	453	50.3	59	2	2	3	6	0
Total	9	453	50.3	59	2	2	3	6	0
Opponents	21	914	43.5	56	0	1	6	6	0

Kickoffs	no.	yds	avg	tb	ob	retn	net yd	ln
Eddy Pineiro	20	1296	64.8	14	1			
Total	20	1296	64.8	14	1	118.0	42.8	22
Opponents	6	378	63.0	1	0	19.4	42.7	22



**2016 Florida Football**  
**Florida Overall Individual Statistics (as of Sep 18, 2016)**  
**All games**

All Purpose	g	rush	rcv	pr	kr	ir	total	avg/g
Antonio Calla	2	0	201	36	53	0	290	145.0
Lamical Perin	3	161	57	0	0	0	218	72.7
Jordan Scarle	3	175	8	0	0	0	183	61.0
Brandon Pow	3	0	136	23	12	0	171	57.0
Mark Thomps	3	166	0	0	0	0	166	55.3
Jordan Cronk	3	80	45	0	0	0	125	41.7
DeAndre Goo	3	0	112	0	0	0	112	37.3
Josh Hammo	3	0	110	0	0	0	110	36.7
Freddie Swai	3	0	47	1	11	0	59	19.7
Ahmad Fulwo	3	0	28	0	0	0	28	9.3
Marcell Harris	3	0	0	0	0	25	25	8.3
C.J. Worton	2	0	23	0	0	0	23	11.5
Dre Massey	1	0	0	0	21	0	21	21.0
Luke Del Rio	3	16	0	0	0	0	16	5.3
Moral Stephe	3	0	14	0	0	0	14	4.7
C'yontai Lewi	2	0	11	0	0	0	11	5.5
Marcus Maye	3	0	0	0	0	6	6	2.0
Austin Appleb	2	5	0	0	0	0	5	2.5
Mark Herndo	3	3	0	0	0	0	3	1.0
Quincy Wilso	3	0	0	0	0	2	2	0.7
Total	3	606	792	60	97	33	1588	529.3
Opponents	3	127	262	36	90	22	537	179.0

**2016 Florida Football**  
**Florida Overall Defensive Statistics (as of Sep 18, 2016)**  
**All games**

##	Defensive Leaders	gp-gs	Tackles				Sacks	Pass defense			Fumbles		blkd	
			ua	a	tot	tfl/yds		int-yds	brup	qbh	rcv-yds	ff	kick	saf
40	Jarrad Davis	3-3	8	10	18	2.0-19	2.0-19	.	1	1	.	.	.	.
34	Alex Anzalone	3-3	8	6	14	2.5-13	2.5-13	.	1	1	.	.	.	.
20	Marcus Maye	3-3	10	4	14	1.5-11	1.0-10	1-6	1	.	.	.	.	.
17	Jordan Sherit	3-3	5	7	12	2.5-13	2.0-13	.	.	2	.	.	.	.
8	Nick Washington	3-2	6	3	9	.	.	.	.	.	.	.	.	.
92	Jabari Zuniga	3-0	8	1	9	4.0-28	4.0-28	.	.	.	.	1	.	.
33	David Reese	3-0	5	3	8	1.0-3	.	.	.	.	.	.	.	.
26	Marcell Harris	3-1	3	4	7	.	.	1-25	.	.	.	.	.	.
29	Jeawon Taylor	3-0	2	3	5	.	.	.	.	.	.	.	.	.
96	CeCe Jefferson	3-0	2	2	4	1.5-4	.	.	.	1	.	.	.	.
91	Joey Ivie	3-3	1	3	4	0.5-3	0.5-3	.	.	2	.	.	.	.
23	Chauncey Gardner	3-0	4	.	4	.	.	.	2	.	.	.	.	.
28	Kylan Johnson	3-0	1	2	3	0.5-1	0.5-1	.	.	.	.	.	.	.
99	Jachai Polite	3-0	3	.	3	2.0-9	2.0-9	.	.	.	.	1	.	.
6	Quincy Wilson	3-3	3	.	3	1.0-1	.	1-2	2	.	.	.	.	.
1M	Daniel McMillian	3-0	.	3	3	.	.	.	.	.	.	.	.	.
1W	Chris Williamson	2-1	2	1	3	.	.	.	.	.	.	.	.	.
31	Jalen Tabor	2-2	1	2	3	.	.	1-0	1	.	.	.	.	.
35	Joseph Putu	2-0	1	2	3	.	.	.	.	.	.	.	.	.
57	Caleb Brantley	3-3	3	.	3	1.0-7	1.0-7	.	.	.	.	.	.	.
54	Khairi Clark	2-0	1	2	3	.	.	.	.	.	.	.	.	.
50	Jeremiah Moon	2-0	.	3	3	.	.	.	.	.	.	.	.	.
95	Keivonnis Davis	3-0	1	2	3	0.5-9	0.5-9	.	.	.	.	.	.	.
7	Duke Dawson	3-3	2	1	3	1.5-5	.	.	1	.	.	1	.	.
98	Luke Ancrum	3-0	.	2	2	.	.	.	.	.	.	.	.	.
94	Bryan Cox	3-3	2	.	2	1.0-1	.	.	.	4	.	.	.	.
93	Taven Bryan	3-0	1	1	2	.	.	.	.	.	1-0	.	.	.
30	DeAndre Goolsby	3-3	1	.	1	.	.	.	.	.	.	.	.	.
4	Brandon Powell	3-3	1	.	1	.	.	.	.	.	.	.	.	.
5	Ahmad Fulwood	3-0	.	1	1	.	.	.	.	.	.	.	.	.
1J	Vosean Joseph	3-0	1	.	1	.	.	.	.	.	.	.	.	.
85	Chris Thompson	1-0	1	.	1	.	.	.	.	.	.	.	.	.
TM	Team	2-0	.	.	.	.	.	.	.	.	.	.	.	1
36	Eddie Giles	1-0	.	.	.	.	.	.	1	.	.	.	.	.
97	Justus Reed	2-0	.	.	.	.	.	.	.	2	.	.	.	.
Total		3	87	68	155	23-127	16-112	4-33	10	13	1-0	3	.	1
Opponents		3	137	94	231	8-14	1-6	2-22	12	9	.	3	.	.

**2016 Florida Football**  
**Florida Individual Season/Career Statistics (as of Sep 18, 2016)**  
**All games**

SEASON										CAREER										
Rushing	gp	att	gain	loss	net	avg	td	lg	avg/g	gp	att	gain	loss	net	avg	td	lg	avg/g		
Jordan Scarlett	3	33	176	1	175	5.3	2	22	58.3	12	67	380	24	356	5.3	3	60	29.7		
Mark Thompson	3	32	167	1	166	5.2	2	36	55.3	3	32	167	1	166	5.2	2	36	55.3		
Lamical Perine	3	29	163	2	161	5.6	1	36	53.7	3	29	163	2	161	5.6	1	36	53.7		
Jordan Cronkrite	3	17	81	1	80	4.7	1	16	26.7	16	61	247	10	237	3.9	4	18	14.8		
Luke Del Rio	3	8	26	10	16	2.0	0	7	5.3	3	8	26	10	16	2.0	0	7	5.3		
Austin Appleby	2	1	5	0	5	5.0	0	5	2.5	2	1	5	0	5	5.0	0	5	2.5		
Mark Herndon	3	2	4	1	3	1.5	0	4	1.0	38	13	61	3	58	4.5	0	17	1.5		
Total	3	122	622	16	606	5.0	6	36	202.0											
Opponents	3	97	255	128	127	1.3	2	25	42.3											
Passing	gp	effic	comp	att	int	pct	yds	td	lg	avg/g	gp	effic	comp	att	int	pct	yds	td	lg	avg/g
Luke Del Rio	3	140.40	62	101	2	61.4	762	6	78	254.0	3	140.40	62	101	2	61.4	762	6	78	254.0
Austin Appleby	2	90.40	2	5	0	40.0	30	0	19	15.0	2	90.40	2	5	0	40.0	30	0	19	15.0
Total	3	138.05	64	106	2	60.4	792	6	78	264.0										
Opponents	3	60.39	18	53	4	34.0	262	0	53	87.3										
Receiving	gp	no.	yds	avg	td	lg	avg/g	gp	no.	yds	avg	td	lg	avg/g						
Brandon Powell	3	14	136	9.7	2	26	45.3	28	58	673	11.6	6	77	24.0						
Antonio Callaway	2	13	201	15.5	2	78	100.5	16	48	879	18.3	6	78	54.9						
DeAndre Goolsby	3	9	112	12.4	0	28	37.3	24	26	389	15.0	1	34	16.2						
Josh Hammond	3	7	110	15.7	0	53	36.7	3	7	110	15.7	0	53	36.7						
Jordan Cronkrite	3	6	45	7.5	0	15	15.0	16	12	134	11.2	1	41	8.4						
Freddie Swain	3	4	47	11.8	1	26	15.7	3	4	47	11.8	1	26	15.7						
C.J. Worton	2	3	23	7.7	0	10	11.5	10	9	104	11.6	2	46	10.4						
Lamical Perine	3	2	57	28.5	1	29	19.0	3	2	57	28.5	1	29	19.0						
Ahmad Fulwood	3	2	28	14.0	0	15	9.3	41	37	415	11.2	2	86	10.1						
C'yontai Lewis	2	2	11	5.5	0	7	5.5	11	6	86	14.3	2	32	7.8						
Moral Stephens	3	1	14	14.0	0	14	4.7	10	1	14	14.0	0	14	1.4						
Jordan Scarlett	3	1	8	8.0	0	8	2.7	12	2	9	4.5	0	8	0.8						
Total	3	64	792	12.4	6	78	264.0													
Opponents	3	18	262	14.6	0	53	87.3													
Total Offense	g	plays	rush	pass	total	avg/g	g	plays	rush	pass	total	avg/g								
Luke Del Rio	3	109	16	762	778	259.3	3	109	16	762	778	259.3								
Jordan Scarlett	3	33	175	0	175	58.3	12	67	356	0	356	29.7								
Mark Thompson	3	32	166	0	166	55.3	3	32	166	0	166	55.3								
Lamical Perine	3	29	161	0	161	53.7	3	29	161	0	161	53.7								
Jordan Cronkrite	3	17	80	0	80	26.7	16	61	237	0	237	14.8								
Austin Appleby	2	6	5	30	35	17.5	2	6	5	30	35	17.5								
Mark Herndon	3	2	3	0	3	1.0	38	13	58	0	58	1.5								
Total	3	228	606	792	1398	466.0														
Opponents	3	150	127	262	389	129.7														
Scoring	td	fg	PAT				td	fg	PAT											
			kick	rush	rcv	pass	dxp	saf	pts			kick	rush	rcv	pass	dxp	saf	pts		
Eddy Pineiro	-	5-7	10-10	-	-	-	-	-	25	-	5-7	10-10	-	-	-	-	-	25		
Antonio Callaway	2	-	-	-	-	-	-	-	12	8	-	-	-	-	-	-	-	48		
Mark Thompson	2	-	-	-	-	-	-	-	12	2	-	-	-	-	-	-	-	12		
Brandon Powell	2	-	-	-	-	-	-	-	12	7	-	-	-	-	-	-	-	42		
Lamical Perine	2	-	-	-	-	-	-	-	12	2	-	-	-	-	-	-	-	12		
Jordan Scarlett	2	-	-	-	-	-	-	-	12	3	-	-	-	-	-	-	-	18		
Freddie Swain	1	-	-	-	1	-	-	-	8	1	-	-	-	1	-	-	-	8		
Jordan Cronkrite	1	-	-	-	-	-	-	-	6	5	-	-	-	-	-	-	-	30		
Team	-	-	-	-	-	-	-	1	2											
Austin Appleby	-	-	-	-	-	0-1	-	-	0	-	-	-	-	-	0-1	-	-	0		
Luke Del Rio	-	-	-	-	-	1-1	-	-	0	-	-	-	-	-	1-1	-	-	0		
Total	12	5-7	10-10	-	1	1-2	-	1	101											
Opponents	2	0-1	2-2	-	-	-	-	-	14											

**2016 Florida Football**  
**Florida Individual Season/Career Statistics (as of Sep 18, 2016)**  
**All games**

SEASON						CAREER										
Punt Returns	no.	yds	avg	td	lg	no.	yds	avg	td	lg						
Antonio Callaway	6	36	6.0	0	17	34	471	13.9	2	85						
Brandon Powell	5	23	4.6	0	7	6	23	3.8	0	7						
Freddie Swain	1	1	1.0	0	1	1	1	1.0	0	1						
Total	12	60	5.0	0	17											
Opponents	5	36	7.2	0	18											
Kick Returns	no.	yds	avg	td	lg	no.	yds	avg	td	lg						
Antonio Callaway	2	53	26.5	0	32	5	132	26.4	0	37						
Brandon Powell	1	12	12.0	0	12	30	620	20.7	0	71						
Freddie Swain	1	11	11.0	0	11	1	11	11.0	0	11						
Dre Massey	1	21	21.0	0	21	1	21	21.0	0	21						
Total	5	97	19.4	0	32											
Opponents	5	90	18.0	0	25											
Interceptions	no.	yds	avg	td	lg	no.	yds	avg	td	lg						
Marcell Harris	1	25	25.0	0	25	1	25	25.0	0	25						
Jalen Tabor	1	0	0.0	0	0	6	82	13.7	2	40						
Quincy Wilson	1	2	2.0	0	2	4	15	3.8	0	11						
Marcus Maye	1	6	6.0	0	6	5	37	7.4	0	30						
Total	4	33	8.2	0	25											
Opponents	2	22	11.0	0	12											
Fumble Returns	no.	yds	avg	td	lg	no.	yds	avg	td	lg						
Total	0	0	0.0	0	0											
Opponents	0	0	0.0	0	0											
All Purpose	g	rush	rcv	pr	kr	ir	total	avg/g	g	rush	rcv	pr	kr	ir	total	avg/g
Antonio Calla	2	0	201	36	53	0	290	145.0	16	19	879	471	132	0	1501	93.8
Lamical Perin	3	161	57	0	0	0	218	72.7	3	161	57	0	0	0	218	72.7
Jordan Scarle	3	175	8	0	0	0	183	61.0	12	356	9	0	0	0	365	30.4
Brandon Pow	3	0	136	23	12	0	171	57.0	28	101	673	23	620	0	1417	50.6
Mark Thomps	3	166	0	0	0	0	166	55.3	3	166	0	0	0	0	166	55.3
Jordan Cronkr	3	80	45	0	0	0	125	41.7	16	237	134	0	0	0	371	23.2
DeAndre Gool	3	0	112	0	0	0	112	37.3	24	0	389	0	0	0	389	16.2
Josh Hammo	3	0	110	0	0	0	110	36.7	3	0	110	0	0	0	110	36.7
Freddie Swain	3	0	47	1	11	0	59	19.7	3	0	47	1	11	0	59	19.7
Ahmad Fulwo	3	0	28	0	0	0	28	9.3	41	0	415	0	0	0	415	10.1
Marcell Harris	3	0	0	0	0	25	25	8.3	27	0	0	0	0	25	25	0.9
C.J. Worton	2	0	23	0	0	0	23	11.5	10	0	104	0	0	0	104	10.4
Dre Massey	1	0	0	0	21	0	21	21.0	1	0	0	0	21	0	21	21.0
Luke Del Rio	3	16	0	0	0	0	16	5.3	3	16	0	0	0	0	16	5.3
Moral Stephe	3	0	14	0	0	0	14	4.7	10	0	14	0	0	0	14	1.4
C'yontai Lewi	2	0	11	0	0	0	11	5.5	11	0	86	0	0	0	86	7.8
Marcus Maye	3	0	0	0	0	6	6	2.0	39	0	0	0	0	37	37	0.9
Austin Appleb	2	5	0	0	0	0	5	2.5	2	5	0	0	0	0	5	2.5
Mark Herndon	3	3	0	0	0	0	3	1.0	38	58	91	0	0	0	149	3.9
Quincy Wilson	3	0	0	0	0	2	2	0.7	29	0	0	0	0	15	15	0.5
Total	3	606	792	60	97	33	1588	529.3								
Opponents	3	127	262	36	90	22	537	179.0								
Field Goals	att		good	long	blkd											
Eddy Pineiro	7		5	54	0											
Total	7		5	54	0											
Opponents	1		0	0	0											
Punting			no.	yds	avg	lg	blk									
Johnny Townsend			9	453	50.3	59	0									
Total			9	453	50.3	59	0									
Opponents			21	914	43.5	56	0									

## All games

##	Defensive Leaders	gp	ua	a	total	tfl	sack	int	pb	fr	ff	blk	gp	ua	a	total	tfl	sack	int	pb	fr	ff	blk
40	Jarrad Davis	3	8	10	1	2.0	2.	.	1	.	.	.	38	81	82	163	16.0	5.5	1	6	.	2	.
20	Marcus Maye	3	10	4	1	1.5	1.	1	1	.	.	.	39	10	69	174	7.0	1.0	5	1	2	7	.
34	Alex Anzalone	3	8	6	1	2.5	2.	.	1	.	.	.	26	18	18	36	3.5	2.5	.	1	.	.	.
17	Jordan Sherit	3	5	7	1	2.5	2.	.	.	.	.	.	25	19	21	40	4.0	3.5	.	2	.	.	.
92	Jabari Zuniga	3	8	1	9	4.0	4.	.	.	.	1	.	3	8	1	9	4.0	4.0	.	.	.	1	.
8	Nick Washington	3	6	3	9	0.0	.	.	.	.	.	.	31	19	23	42	0.5	.	.	.	2	1	.
33	David Reese	3	5	3	8	1.0	.	.	.	.	.	.	3	5	3	8	1.0	.	.	.	.	.	.
26	Marcell Harris	3	3	4	7	0.0	.	1	.	.	.	.	27	18	18	36	0.0	.	1	.	.	.	.
29	Jeawon Taylor	3	2	3	5	0.0	.	.	.	.	.	.	3	2	3	5	0.0	.	.	.	.	.	.
91	Joey Ivie	3	1	3	4	0.5	0.	.	.	.	.	.	28	23	35	58	7.5	5.0	.	1	.	1	.
96	CeCe Jefferson	3	2	2	4	1.5	.	.	.	.	.	.	17	20	13	33	10.0	3.5	.	1	1	1	.
23	Chauncey Gardner	3	4	.	4	0.0	.	.	2	.	.	.	3	4	.	4	0.0	.	.	2	.	.	.
1W	Chris Williamson	2	2	1	3	0.0	.	.	.	.	.	.	7	2	1	3	0.0	.	.	.	.	.	.
6	Quincy Wilson	3	3	.	3	1.0	.	1	2	.	.	.	29	32	22	54	2.0	.	4	1	.	1	.
28	Kylan Johnson	3	1	2	3	0.5	0.	.	.	.	.	.	3	1	2	3	0.5	0.5	.	.	.	.	.
99	Jachai Polite	3	3	.	3	2.0	2.	.	.	.	1	.	3	3	.	3	2.0	2.0	.	.	.	1	.
1M	Daniel McMillian	3	.	3	3	0.0	.	.	.	.	.	.	30	22	17	39	1.0	.	.	2	1	1	.
7	Duke Dawson	3	2	1	3	1.5	.	.	1	.	1	.	28	17	10	27	2.5	.	1	2	.	2	.
31	Jalen Tabor	2	1	2	3	0.0	.	1	1	.	.	.	27	44	30	74	8.0	3.0	6	2	1	1	.
95	Keivonnis Davis	3	1	2	3	0.5	0.	.	.	.	.	.	7	4	3	7	0.5	0.5	.	.	.	.	.
50	Jeremiah Moon	2	.	3	3	0.0	.	.	.	.	.	.	2	.	3	3	0.0	.	.	.	.	.	.
54	Khairi Clark	2	1	2	3	0.0	.	.	.	.	.	.	15	5	14	19	1.0	1.0	.	1	.	.	.
35	Joseph Putu	2	1	2	3	0.0	.	.	.	.	.	.	2	1	2	3	0.0	.	.	.	.	.	.
57	Caleb Brantley	3	3	.	3	1.0	1.	.	.	.	.	.	28	17	36	53	11.5	4.0	.	.	1	2	.
98	Luke Ancrum	3	.	2	2	0.0	.	.	.	.	.	.	3	.	2	2	0.0	.	.	.	.	.	.
93	Taven Bryan	3	1	1	2	0.0	.	.	.	1	.	.	15	4	8	12	1.5	0.5	.	.	2	.	.
94	Bryan Cox	3	2	.	2	1.0	.	.	.	.	.	.	36	37	44	81	19.5	9.5	.	1	2	2	.
1J	Vosean Joseph	3	1	.	1	0.0	.	.	.	.	.	.	3	1	.	1	0.0	.	.	.	.	.	.
4	Brandon Powell	3	1	.	1	0.0	.	.	.	.	.	.	28	2	.	2	0.0	.	.	.	.	.	.
85	Chris Thompson	1	1	.	1	0.0	.	.	.	.	.	.	31	8	5	13	0.0	.	.	.	.	.	.
5	Ahmad Fulwood	3	.	1	1	0.0	.	.	.	.	.	.	41	2	1	3	0.0	.	.	.	.	.	.
30	DeAndre Goolsby	3	1	.	1	0.0	.	.	.	.	.	.	24	1	.	1	0.0	.	.	.	.	.	.
TM	Team	2	.	.	.	0.0	.	.	.	.	.	.	.	.	.	.	.	.	.	.	.	.	.
97	Justus Reed	2	.	.	.	0.0	.	.	.	.	.	.	11	7	2	9	2.0	1.0	.	.	.	.	.
36	Eddie Giles	1	.	.	.	0.0	.	.	1	.	.	.	1	.	.	.	0.0	.	.	1	.	.	.
Total		3	87	68	15	23	16	4	1	1	3	.											
Opponents		3	13	94	23	8	1	2	1	.	3	.											



**2016 Florida Football**  
**Florida Overall Team Statistics (as of Sep 18, 2016)**  
**Conference games**

<b>Team Statistics</b>	<b>UF</b>	<b>OPP</b>
SCORING	45	7
Points Per Game	45.0	7.0
Points Off Turnovers	28	0
FIRST DOWNS	28	9
Rushing	13	6
Passing	15	1
Penalty	0	2
RUSHING YARDAGE	244	94
Yards gained rushing	247	128
Yards lost rushing	3	34
Rushing Attempts	50	34
Average Per Rush	4.9	2.8
Average Per Game	244.0	94.0
TDs Rushing	2	1
PASSING YARDAGE	320	55
Comp-Att-Int	19-33-1	3-14-3
Average Per Pass	9.7	3.9
Average Per Catch	16.8	18.3
Average Per Game	320.0	55.0
TDs Passing	4	0
TOTAL OFFENSE	564	149
Total Plays	83	48
Average Per Play	6.8	3.1
Average Per Game	564.0	149.0
KICK RETURNS: #-Yards	2-32	2-48
PUNT RETURNS: #-Yards	3-4	0-0
INT RETURNS: #-Yards	3-8	1-10
KICK RETURN AVERAGE	16.0	24.0
PUNT RETURN AVERAGE	1.3	0.0
INT RETURN AVERAGE	2.7	10.0
FUMBLES-LOST	0-0	1-1
PENALTIES-Yards	6-75	2-25
Average Per Game	75.0	25.0
PUNTS-Yards	1-54	5-217
Average Per Punt	54.0	43.4
Net punt average	34.0	42.6
KICKOFFS-Yards	8-524	2-123
Average Per Kick	65.5	61.5
Net kick average	43.9	45.5
TIME OF POSSESSION/Game	37:26	22:34
3RD-DOWN Conversions	14/20	4/12
3rd-Down Pct	70%	33%
4TH-DOWN Conversions	1/1	0/0
4th-Down Pct	100%	0%
SACKS BY-Yards	5-26	0-0
MISC YARDS	0	0
TOUCHDOWNS SCORED	6	1
FIELD GOALS-ATTEMPTS	1-3	0-1
ON-SIDE KICKS	0-0	0-0
RED-ZONE SCORES	(3-4) 75%	(1-2) 50%
RED-ZONE TOUCHDOWNS	(3-4) 75%	(1-2) 50%
PAT-ATTEMPTS	(6-6) 100%	(1-1) 100%
ATTENDANCE	85821	0
Games/Avg Per Game	1/85821	0/0
Neutral Site Games		0/0

<b>Score by Quarters</b>	<b>1st</b>	<b>2nd</b>	<b>3rd</b>	<b>4th</b>	<b>OT</b>	<b>Total</b>
Florida	14	10	14	7	0	45
Opponents	0	0	0	7	0	7

**2016 Florida Football**  
**Florida Overall Individual Statistics (as of Sep 18, 2016)**  
**Conference games**

Rushing	gp-gs	att	gain	loss	net	avg	td	lg	avg/g
Lamical Perine	1-0	17	106	1	105	6.2	0	36	105.0
Mark Thompson	1-1	15	60	1	59	3.9	1	11	59.0
Jordan Scarlett	1-0	9	43	0	43	4.8	1	13	43.0
Jordan Cronkrite	1-0	5	29	0	29	5.8	0	16	29.0
Luke Del Rio	1-1	2	5	0	5	2.5	0	3	5.0
Mark Herndon	1-0	2	4	1	3	1.5	0	4	3.0
Total	1	50	247	3	244	4.9	2	36	244.0
Opponents	1	34	128	34	94	2.8	1	25	94.0

Passing	gp-gs	effic	comp	att	in	pct	yds	td	lg	avg/g
Luke Del Rio	1-1	17	8.38	19	32	1	59.4	320	4	78320.0
Austin Appleby	1-0	0	0.00	0	1	0	0.0	0	0	0.0
Total	1	17	2.97	19	33	1	57.6	320	4	78320.0
Opponents	1	11	5.7	3	14	3	21.4	55	0	4555.0

Receiving	gp-gs	no.	yds	avg	td	lg	avg/g
Antonio Callaway	1-1	5	129	25.8	1	78	129.0
Brandon Powell	1-1	4	43	10.8	1	18	43.0
DeAndre Goolsby	1-1	3	44	14.7	0	28	44.0
C.J. Worton	1-0	2	19	9.5	0	10	19.0
Lamical Perine	1-0	1	28	28.0	1	28	28.0
Freddie Swain	1-0	1	26	26.0	1	26	26.0
Moral Stephens	1-0	1	14	14.0	0	14	14.0
Jordan Cronkrite	1-0	1	10	10.0	0	10	10.0
C'yontai Lewis	1-1	1	7	7.0	0	7	7.0
Total	1	19	320	16.8	4	78	320.0
Opponents	1	3	55	18.3	0	45	55.0

Punt Returns	no.	yds	avg	td	lg
Antonio Callaway	2	3	1.5	0	3
Freddie Swain	1	1	1.0	0	1
Total	3	4	1.3	0	3
Opponents	0	0	0.0	0	0

Interceptions	no.	yds	avg	td	lg
Jalen Tabor	1	0	0.0	0	0
Quincy Wilson	1	2	2.0	0	2
Marcus Maye	1	6	6.0	0	6
Total	3	8	2.7	0	6
Opponents	1	10	10.0	0	10

Kick Returns	no.	yds	avg	td	lg
Antonio Callaway	1	21	21.0	0	21
Freddie Swain	1	11	11.0	0	11
Total	2	32	16.0	0	21
Opponents	2	48	24.0	0	25

Fumble Returns	no.	yds	avg	td	lg
Total	0	0	0.0	0	0
Opponents	0	0	0.0	0	0

**2016 Florida Football**  
**Florida Overall Individual Statistics (as of Sep 18, 2016)**  
**Conference games**

Scoring	td	fg	PAT				dx	saf	pts
			kick	rush	rcv	pass			
Eddy Pineiro	-	1-3	6-6	-	-	-	-	-	9
Jordan Scarlett	1	-	-	-	-	-	-	-	6
Freddie Swain	1	-	-	-	-	-	-	-	6
Antonio Callaway	1	-	-	-	-	-	-	-	6
Brandon Powell	1	-	-	-	-	-	-	-	6
Lamical Perine	1	-	-	-	-	-	-	-	6
Mark Thompson	1	-	-	-	-	-	-	-	6
Total	6	1-3	6-6	-	-	-	-	-	45
Opponents	1	0-1	1-1	-	-	-	-	-	7

Total Offense	g	plays	rush	pass	total	avg/g
Luke Del Rio	1	34	5	320	325	325.0
Lamical Perine	1	17	105	0	105	105.0
Mark Thompson	1	15	59	0	59	59.0
Jordan Scarlett	1	9	43	0	43	43.0
Jordan Cronkrite	1	5	29	0	29	29.0
Mark Herndon	1	2	3	0	3	3.0
Total	1	83	244	320	564	564.0
Opponents	1	48	94	55	149	149.0

Field Goals	fg	pct.	01-19	20-29	30-39	40-49	50-99	lg	blk
Eddy Pineiro	1-3	33.3	0-0	0-0	0-0	0-2	1-1	54	0

FG Sequence	Florida	Opponents
Kentucky	42,(54),48	34

Numbers in (parentheses) indicate field goal was made.

Punting	no.	yds	avg	lg	tb	fc	i20	50+	blk
Johnny Townsend	1	54	54.0	54	1	0	0	1	0
Total	1	54	54.0	54	1	0	0	1	0
Opponents	5	217	43.4	53	0	0	1	1	0

Kickoffs	no.	yds	avg	tb	ob	retn	net yd	ln
Eddy Pineiro	8	524	65.5	5	1			
Total	8	524	65.5	5	1	24.0	43.9	21
Opponents	2	123	61.5	0	0	16.0	45.5	19

**2016 Florida Football**  
**Florida Overall Individual Statistics (as of Sep 18, 2016)**  
**Conference games**

All Purpose	g	rush	rcv	pr	kr	ir	total	avg/g
Antonio Calla	1	0	129	3	21	0	153	153.0
Lamical Perin	1	105	28	0	0	0	133	133.0
Mark Thomps	1	59	0	0	0	0	59	59.0
DeAndre Goo	1	0	44	0	0	0	44	44.0
Brandon Pow	1	0	43	0	0	0	43	43.0
Jordan Scarle	1	43	0	0	0	0	43	43.0
Jordan Cronk	1	29	10	0	0	0	39	39.0
Freddie Swai	1	0	26	1	11	0	38	38.0
C.J. Worton	1	0	19	0	0	0	19	19.0
Moral Stephe	1	0	14	0	0	0	14	14.0
C'yontai Lewi	1	0	7	0	0	0	7	7.0
Marcus Maye	1	0	0	0	0	6	6	6.0
Luke Del Rio	1	5	0	0	0	0	5	5.0
Mark Herndo	1	3	0	0	0	0	3	3.0
Quincy Wilso	1	0	0	0	0	2	2	2.0
Total	1	244	320	4	32	8	608	608.0
Opponents	1	94	55	0	48	10	207	207.0

**2016 Florida Football**  
**Florida Overall Defensive Statistics (as of Sep 18, 2016)**  
**Conference games**

##	Defensive Leaders	gp-gs	Tackles				Sacks no-yds	Pass defense			Fumbles		blkd	
			ua	a	tot	tfl/yds		int-yds	brup	qbh	rcv-yds	ff	kick	saf
34	Alex Anzalone	1-1	5	1	6	1.5-7	1.5-7	.	.	.	.	.	.	.
17	Jordan Sherit	1-1	3	2	5	2.0-13	2.0-13	.	.	.	.	.	.	.
33	David Reese	1-0	1	2	3	.	.	.	.	.	.	.	.	.
28	Kylan Johnson	1-0	1	2	3	0.5-1	0.5-1	.	.	.	.	.	.	.
40	Jarrad Davis	1-1	2	1	3	.	.	.	.	.	.	.	.	.
20	Marcus Maye	1-1	3	.	3	.	.	1-6	.	.	.	.	.	.
8	Nick Washington	1-0	.	2	2	.	.	.	.	.	.	.	.	.
29	Jeawon Taylor	1-0	2	.	2	.	.	.	.	.	.	.	.	.
54	Khairi Clark	1-0	1	1	2	.	.	.	.	.	.	.	.	.
92	Jabari Zuniga	1-0	1	1	2	.	.	.	.	.	.	.	.	.
35	Joseph Putu	1-0	1	1	2	.	.	.	.	.	.	.	.	.
31	Jalen Tabor	1-1	.	2	2	.	.	1-0	.	.	.	.	.	.
26	Marcell Harris	1-1	1	1	2	.	.	.	.	.	.	.	.	.
50	Jeremiah Moon	1-0	.	2	2	.	.	.	.	.	.	.	.	.
7	Duke Dawson	1-1	1	.	1	1.0-4	.	.	.	.	.	.	.	.
6	Quincy Wilson	1-1	1	.	1	.	.	1-2	.	.	.	.	.	.
99	Jachai Polite	1-0	1	.	1	1.0-5	1.0-5	.	.	.	.	1	.	.
91	Joey Ivie	1-1	.	1	1	.	.	.	.	1	.	.	.	.
4	Brandon Powell	1-1	1	.	1	.	.	.	.	.	.	.	.	.
1W	Chris Williamson	1-0	1	.	1	.	.	.	.	.	.	.	.	.
1J	Vosean Joseph	1-0	1	.	1	.	.	.	.	.	.	.	.	.
95	Keivonnis Davis	1-0	.	1	1	.	.	.	.	.	.	.	.	.
96	CeCe Jefferson	1-0	1	.	1	1.0-3	.	.	.	.	.	.	.	.
94	Bryan Cox	1-1	1	.	1	1.0-1	.	.	.	.	.	.	.	.
93	Taven Bryan	1-0	.	.	.	.	.	.	.	.	1-0	.	.	.
Total		1	29	20	49	8-34	5-26	3-8	.	1	1-0	1	.	.
Opponents		1	40	44	84	3-3	0-0	1-10	3	2	.	.	.	.



**2016 Florida Football**  
**Florida Game Superlatives (as of Sep 18, 2016)**  
**All games**

**INDIVIDUAL GAME HIGHS**

Rushes	17	Lamical Perine vs Kentucky (Sep 10, 2016)
Yards Rushing	105	Lamical Perine vs Kentucky (Sep 10, 2016)
TD Rushes	1	Mark Thompson vs Kentucky (Sep 10, 2016)
	1	Jordan Scarlett vs Kentucky (Sep 10, 2016)
	1	Lamical Perine vs North Texas (Sep 17, 2016)
	1	Mark Thompson vs North Texas (Sep 17, 2016)
	1	Jordan Scarlett vs North Texas (Sep 17, 2016)
	1	Jordan Cronkrite vs North Texas (Sep 17, 2016)
Long Rush	36	Lamical Perine vs Kentucky (Sep 10, 2016)
	36	Mark Thompson vs North Texas (Sep 17, 2016)
Pass attempts	44	Luke Del Rio vs UMass (Sep 03, 2016)
Pass completions	29	Luke Del Rio vs UMass (Sep 03, 2016)
Yards Passing	320	Luke Del Rio vs Kentucky (Sep 10, 2016)
TD Passes	4	Luke Del Rio vs Kentucky (Sep 10, 2016)
Long Pass	78	Luke Del Rio vs Kentucky (Sep 10, 2016)
Receptions	8	Antonio Callaway vs UMass (Sep 03, 2016)
Yards Receiving	129	Antonio Callaway vs Kentucky (Sep 10, 2016)
TD Receptions	1	Antonio Callaway vs UMass (Sep 03, 2016)
	1	Brandon Powell vs UMass (Sep 03, 2016)
	1	Brandon Powell vs Kentucky (Sep 10, 2016)
	1	Freddie Swain vs Kentucky (Sep 10, 2016)
	1	Lamical Perine vs Kentucky (Sep 10, 2016)
	1	Antonio Callaway vs Kentucky (Sep 10, 2016)
Long Reception	78	Antonio Callaway vs Kentucky (Sep 10, 2016)
Field Goals	3	Eddy Pineiro vs UMass (Sep 03, 2016)
Long Field Goal	54	Eddy Pineiro vs Kentucky (Sep 10, 2016)
Punts	4	Johnny Townsend vs UMass (Sep 03, 2016)
	4	Johnny Townsend vs North Texas (Sep 17, 2016)
Punting Avg	55.2	Johnny Townsend vs North Texas (Sep 17, 2016)
Long Punt	59	Johnny Townsend vs North Texas (Sep 17, 2016)
Punts inside 20	2	Johnny Townsend vs UMass (Sep 03, 2016)
Long Punt Return	17	Antonio Callaway vs UMass (Sep 03, 2016)
Long Kickoff Return	32	Antonio Callaway vs UMass (Sep 03, 2016)
Tackles	9	Jarrad Davis vs UMass (Sep 03, 2016)
Sacks	2.0	Jabari Zuniga vs UMass (Sep 03, 2016)
	2.0	Jordan Sherit vs Kentucky (Sep 10, 2016)
	2.0	Jabari Zuniga vs North Texas (Sep 17, 2016)
Tackles For Loss	2.0	Jabari Zuniga vs UMass (Sep 03, 2016)
	2.0	Jordan Sherit vs Kentucky (Sep 10, 2016)
	2.0	Jabari Zuniga vs North Texas (Sep 17, 2016)
Interceptions	1	Quincy Wilson vs Kentucky (Sep 10, 2016)
	1	Marcus Maye vs Kentucky (Sep 10, 2016)
	1	Jalen Tabor vs Kentucky (Sep 10, 2016)
	1	Marcell Harris vs North Texas (Sep 17, 2016)

**2016 Florida Football**  
**Florida Game Superlatives (as of Sep 18, 2016)**  
**All games**

**TEAM GAME HIGHS**

Rushes	50	vs Kentucky (Sep 10, 2016)
Yards Rushing	255	vs North Texas (Sep 17, 2016)
Yards Per Rush	5.9	vs North Texas (Sep 17, 2016)
TD Rushes	4	vs North Texas (Sep 17, 2016)
Pass attempts	44	vs UMass (Sep 03, 2016)
Pass completions	29	vs UMass (Sep 03, 2016)
Yards Passing	320	vs Kentucky (Sep 10, 2016)
Yards Per Pass	9.7	vs Kentucky (Sep 10, 2016)
TD Passes	4	vs Kentucky (Sep 10, 2016)
Total Plays	83	vs Kentucky (Sep 10, 2016)
Total Offense	564	vs Kentucky (Sep 10, 2016)
Yards Per Play	6.8	vs Kentucky (Sep 10, 2016)
Points	45	vs Kentucky (Sep 10, 2016)
Sacks By	7	vs North Texas (Sep 17, 2016)
First Downs	28	vs Kentucky (Sep 10, 2016)
Penalties	11	vs North Texas (Sep 17, 2016)
Penalty Yards	97	vs North Texas (Sep 17, 2016)
Turnovers	1	vs Kentucky (Sep 10, 2016)
	1	vs North Texas (Sep 17, 2016)
Interceptions By	3	vs Kentucky (Sep 10, 2016)
Punts	4	vs UMass (Sep 03, 2016)
	4	vs North Texas (Sep 17, 2016)
Punting Avg	55.2	vs North Texas (Sep 17, 2016)
Long Punt	59	vs North Texas (Sep 17, 2016)
Punts inside 20	2	vs UMass (Sep 03, 2016)
Long Punt Return	17	vs UMass (Sep 03, 2016)

**2016 Florida Football**  
**Florida Game Superlatives (as of Sep 18, 2016)**  
**All games**

**OPPONENT INDIVIDUAL GAME HIGHS**

Rushes	19	Young, M., vs UMass (Sep 03, 2016)
Yards Rushing	66	S. Williams, vs Kentucky (Sep 10, 2016)
TD Rushes	1	Comis, R., vs UMass (Sep 03, 2016)
	1	Jojo Kemp, vs Kentucky (Sep 10, 2016)
Long Rush	25	Jeff Badet, vs Kentucky (Sep 10, 2016)
	25	S. Williams, vs Kentucky (Sep 10, 2016)
Pass attempts	22	FINE, Mason, vs North Texas (Sep 17, 2016)
Pass completions	9	Comis, R., vs UMass (Sep 03, 2016)
Yards Passing	141	Comis, R., vs UMass (Sep 03, 2016)
Long Pass	53	Comis, R., vs UMass (Sep 03, 2016)
Receptions	3	Isabella, A., vs UMass (Sep 03, 2016)
	3	THOMPSON, T., vs North Texas (Sep 17, 2016)
Yards Receiving	95	Isabella, A., vs UMass (Sep 03, 2016)
Long Reception	53	Isabella, A., vs UMass (Sep 03, 2016)
Punts	9	KEENA, Eric, vs North Texas (Sep 17, 2016)
Punting Avg	45.4	KEENA, Eric, vs North Texas (Sep 17, 2016)
Long Punt	56	Laurent, L., vs UMass (Sep 03, 2016)
Punts inside 20	4	KEENA, Eric, vs North Texas (Sep 17, 2016)
Long Punt Return	18	RUTHERFORD, O., vs North Texas (Sep 17, 2016)
Long Kickoff Return	25	Benny Snell, vs Kentucky (Sep 10, 2016)
Tackles	11	Lowery, T., vs UMass (Sep 03, 2016)
Sacks	1.0	Downey, D., vs UMass (Sep 03, 2016)
Tackles For Loss	1.0	Allen, J., vs UMass (Sep 03, 2016)
	1.0	Downey, D., vs UMass (Sep 03, 2016)
	1.0	Ali-Musa, A., vs UMass (Sep 03, 2016)
	1.0	Jordan Jones, vs Kentucky (Sep 10, 2016)
	1.0	De'Niro Laster, vs Kentucky (Sep 10, 2016)
	1.0	Naquez Pringle, vs Kentucky (Sep 10, 2016)
	1.0	BAULKMAN, Dee, vs North Texas (Sep 17, 2016)
Interceptions	1	Derrick Baity, vs Kentucky (Sep 10, 2016)
	1	BROOKS, Nate, vs North Texas (Sep 17, 2016)

**2016 Florida Football**  
**Florida Game Superlatives (as of Sep 18, 2016)**  
**All games**

**OPPONENT TEAM GAME HIGHS**

Rushes	35	vs UMass (Sep 03, 2016)
Yards Rushing	94	vs Kentucky (Sep 10, 2016)
Yards Per Rush	2.8	vs Kentucky (Sep 10, 2016)
TD Rushes	1	vs UMass (Sep 03, 2016)
	1	vs Kentucky (Sep 10, 2016)
Pass attempts	22	vs North Texas (Sep 17, 2016)
Pass completions	9	vs UMass (Sep 03, 2016)
Yards Passing	141	vs UMass (Sep 03, 2016)
Yards Per Pass	8.3	vs UMass (Sep 03, 2016)
Total Plays	52	vs UMass (Sep 03, 2016)
Total Offense	187	vs UMass (Sep 03, 2016)
Yards Per Play	3.6	vs UMass (Sep 03, 2016)
Points	7	vs UMass (Sep 03, 2016)
	7	vs Kentucky (Sep 10, 2016)
Sacks By	1	vs UMass (Sep 03, 2016)
First Downs	12	vs UMass (Sep 03, 2016)
Penalties	7	vs UMass (Sep 03, 2016)
	7	vs North Texas (Sep 17, 2016)
Penalty Yards	70	vs North Texas (Sep 17, 2016)
Turnovers	4	vs Kentucky (Sep 10, 2016)
Interceptions By	1	vs Kentucky (Sep 10, 2016)
	1	vs North Texas (Sep 17, 2016)
Punts	9	vs North Texas (Sep 17, 2016)
Punting Avg	45.4	vs North Texas (Sep 17, 2016)
Long Punt	56	vs UMass (Sep 03, 2016)
Punts inside 20	4	vs North Texas (Sep 17, 2016)
Long Punt Return	18	vs North Texas (Sep 17, 2016)

**2016 Florida Football**  
**Florida By-Quarter Statistics (as of Sep 18, 2016)**  
**All games**

3rd-Down Conversions

Date	Opponent	Score	Overall		1st Qtr		2nd Qtr		3rd Qtr		4th Qtr		Overtime	
Sep 03, 201	UMASS	24-7	9-17	52.9	3-5	60.0	4-6	66.7	1-3	33.3	1-3	33.3		
Sep 10, 201	KENTUCKY	45-7	14-20	70.0	5-6	83.3	5-7	71.4	1-3	33.3	3-4	75.0		
Sep 17, 201	NORTH TEXAS	32-0	6-13	46.2	2-5	40.0	1-3	33.3	2-3	66.7	1-2	50.0		
	Florida		29-50	58.0	10-16	62.5	10-16	62.5	4-9	44.4	5-9	55.6	0-0	0.0
	Opponents		7-36	19.4	2-7	28.6	0-8	0.0	1-9	11.1	4-12	33.3	0-0	0.0

4th-Down Conversions

Date	Opponent	Score	Overall		1st Qtr		2nd Qtr		3rd Qtr		4th Qtr		Overtime	
Sep 03, 201	UMASS	24-7	1-2	50.0	1-1	100.0	0-1	0.0	0-0	0.0	0-0	0.0		
Sep 10, 201	KENTUCKY	45-7	1-1	100.0	0-0	0.0	0-0	0.0	1-1	100.0	0-0	0.0		
Sep 17, 201	NORTH TEXAS	32-0	0-2	0.0	0-1	0.0	0-1	0.0	0-0	0.0	0-0	0.0		
	Florida		2-5	40.0	1-2	50.0	0-2	0.0	1-1	100.0	0-0	0.0	0-0	0.0
	Opponents		1-4	25.0	1-1	100.0	0-0	0.0	0-2	0.0	0-1	0.0	0-0	0.0

Time of Possession

Date	Opponent	Score	Overall		1st Qtr		2nd Qtr		3rd Qtr		4th Qtr		Overtime	
Sep 03, 201	UMASS	24-7	31:59		9:51		9:23		5:37		7:08			
Sep 10, 201	KENTUCKY	45-7	37:26		10:41		9:36		9:15		7:54			
Sep 17, 201	NORTH TEXAS	32-0	36:13		9:38		9:15		7:40		9:40			
	Florida	Total	105:38		30:10		28:14		22:32		24:42		0:00	
		Avg.	35:12		10:03		9:24		7:30		8:14		0:00	
	Opponents	Total	74:22		14:50		16:46		22:28		20:18		0:00	
		Avg.	24:47		4:56		5:35		7:29		6:46		0:00	

## Florida Inside Opponent Red-Zone

10 of 14 (71.4%)

2 of 3 (66.7%)

**2016 Florida Football**  
**Florida Team Game-by-Game (as of Sep 18, 2016)**  
**All games**

TEAM STATISTICS

		Rushing				Receiving				Passing				Kick Returns				Punt Returns				tot		
Date	Opponent	no.	yds	td	lg	no.	yds	td	lg	cmp	att	int	yds	td	lg	no.	yds	td	lg	no.	yds	td	lg	off
Sep 03	UMASS	29	107	0	11	29	256	2	26	29	44	0	256	2	26	2	53	0	32	4	33	0	17	363
Sep 10	KENTUCKY	50	244	2	36	19	320	4	78	19	33	1	320	4	78	2	32	0	21	3	4	0	3	564
Sep 17	NORTH TEXAS	43	255	4	36	16	216	0	53	16	29	1	216	0	53	1	12	0	12	5	23	0	7	471
		122	606	6	36	64	792	6	78	64	106	2	792	6	78	5	97	0	32	12	60	0	17	1398
Opponents		97	127	2	25	18	262	0	53	18	53	4	262	0	53	5	90	0	25	5	36	0	18	389

Games played: 3  
 Avg per rush: 5.0  
 Avg per catch: 12.4  
 Pass efficiency: 138.05  
 Kick ret avg: 19.4  
 Punt ret avg: 5.0  
 All purpose avg/game: 529.3  
 Total offense avg/gm: 466.0

		Tackles				Sacks	Fumble		Pass Defense			blkd	PAT Attempts			off		
Date	Opponent	ua	a	total	tfl-yds	no-yds	ff	fr-yds	int-yds	qbh	brup	kick	kick	rush	rcv	saf	t/o	pts
Sep 0	UMASS	30	28	58	5.0-34	4.0-33	1	0-0	0-0	4	4	0	1-1	0	1	0	0	24
Sep 1	KENTUCKY	29	20	49	8.0-34	5.0-26	1	1-0	3-8	1	0	0	6-6	0	0	0	28	45
Sep 1	NORTH TEXAS	28	20	48	10.0-59	7.0-53	1	0-0	1-25	8	6	0	3-3	0	0	1	0	32
		87	68	155	23.0-127	16.0-112	3	1-0	4-33	13	10	0	10-10	0	1	1	28	101
Opponents		137	94	231	8.0-14	1.0-6	3	0-0	2-22	9	12	0	2-2	0	0	0	0	14

		Punting									Field Goals			Kickoffs					
Date	Opponent	no.	yds	avg	long	blkd	tb	fc	50+	i20	md-att	long	blkd	no.	yds	avg	tb	ob	
Sep 0	UMASS	4	178	44.5	52	0	0	2	1	2	3-3	49	0	6	386	64.3	4	0	
Sep 1	KENTUCKY	1	54	54.0	54	0	1	0	1	0	1-3	54	0	8	524	65.5	5	1	
Sep 1	NORTH TEXAS	4	221	55.2	59	0	1	0	4	1	1-1	22	0	6	387	64.5	5	0	
		9	453	50.3	59	0	2	2	6	3	5-7	54	0	20	1297	64.8	14	1	
Opponents		21	914	43.5	56	0	0	1	6	6	0-1	0	0	6	378	63.0	1	0	

**2016 Florida Football**  
**Florida Opponent Game-by-Game (as of Sep 18, 2016)**  
**All games**

OPPONENT STATISTICS

		Rushing				Receiving				Passing				Kick Returns				Punt Returns				tot		
Date	Opponent	no.	yds	td	lg	no.	yds	td	lg	cmp	att	int	yds	td	lg	no.	yds	td	lg	no.	yds	td	lg	off
Sep 03	UMASS	35	46	1	8	9	141	0	53	9	17	0	141	0	53	2	27	0	15	2	9	0	6	187
Sep 10	KENTUCKY	34	94	1	25	3	55	0	45	3	14	3	55	0	45	2	48	0	25	0	0	0	0	149
Sep 17	NORTH TEXAS	28	-13	0	11	6	66	0	25	6	22	1	66	0	25	1	15	0	15	3	27	0	18	53
		97	127	2	25	18	262	0	53	18	53	4	262	0	53	5	90	0	25	5	36	0	18	389
Florida		122	606	6	36	64	792	6	78	64	106	2	792	6	78	5	97	0	32	12	60	0	17	1398

Games played: 3  
 Avg per rush: 1.3  
 Avg per catch: 14.6  
 Pass efficiency: 60.39  
 Kick ret avg: 18.0  
 Punt ret avg: 7.2  
 All purpose avg/game: 179.0  
 Total offense avg/gm: 129.7

Date	Opponent	Tackles				Sacks		Fumble		Pass Defense			blkd	PAT Attempts			off		
		ua	a	total	tfl-yds	no	yds	ff	fr-yds	int-yds	qbh	brup	kick	kick	rush	rcv	saf	t/o	pts
Sep 0	UMASS	43	34	77	4.0-10	1	0-6	2	0-0	0-0	3	5	0	1-1	0	0	0	0	7
Sep 1	KENTUCKY	40	44	84	3.0-3	0	0-0	0	0-0	1-10	2	3	0	1-1	0	0	0	0	7
Sep 1	NORTH TEXAS	54	16	70	1.0-1	0	0-0	1	0-0	1-12	4	4	0	0-0	0	0	0	0	0
		137	94	231	8.0-14	1	0-6	3	0-0	2-22	9	12	0	2-2	0	0	0	0	14
Florida		87	68	155	23.0-127	16	0-112	3	1-0	4-33	13	10	0	10-10	0	1	1	28	101

		Punting									Field Goals			Kickoffs					
Date	Opponent	no.	yds	avg	long	blkd	tb	fc	50+	i20	md-att	long	blkd	no.	yds	avg	tb	ob	
Sep 0	UMASS	7	288	41.1	56	0	0	1	1	1	0-0	0	0	2	126	63.0	0	0	
Sep 1	KENTUCKY	5	217	43.4	53	0	0	0	1	1	0-1	0	0	2	123	61.5	0	0	
Sep 1	NORTH TEXAS	9	409	45.4	55	0	0	0	4	4	0-0	0	0	2	129	64.5	1	0	
		21	914	43.5	56	0	0	1	6	6	0-1	0	0	6	378	63.0	1	0	
Florida		9	453	50.3	59	0	2	2	6	3	5-7	54	0	20	1297	64.8	14	1	



**2016 Florida Football**  
**Florida Team Game-by-Game Comparison (as of Sep 18, 2016)**  
**All games**

Opponent	Score	First Downs				Rushing Number-Yards	Passing		Total Offense Plays-Yards	Return Yards	Turn- Overs
		Total	Rush	Pass	Pen		Comp-Att-Int	Yards			
UMASS	24 - 7	21 / 12	7 / 3	14 / 5	0 / 4	29-107 / 35-46	29-44-0 / 9-17-0	256 / 141	73-363 / 52-187	86 / 36	0 / 0
KENTUCKY	45 - 7	28 / 9	13 / 6	15 / 1	0 / 2	50-244 / 34-94	19-33-1 / 3-14-3	320 / 55	83-564 / 48-149	44 / 58	1 / 4
NORTH TEXAS	32 - 0	26 / 8	11 / 2	10 / 3	5 / 3	43-255 / 28--13	16-29-1 / 6-22-1	216 / 66	72-471 / 50-53	60 / 54	1 / 1
Totals	10 - 14	75 / 29	31 / 11	39 / 9	5 / 9	122-606 / 97-127	64-106-2 / 18-53-4	792 / 262	228-139 / 150-389	190 / 148	2 / 5

Opponent	3rd Down Conversions	4th Down Conversions	Time of Possession	TOP Margin	Avg Yds/Rush	Avg Yds/Pass	Avg Yds/Play	Punting Number-Avg	Penalties Number-Yards	Sacks
UMASS	9-17 / 1-11	1-2 / 1-2	31:59 / 28:01	3:58	3.7 / 1.3	5.8 / 8.3	5.0 / 3.6	4-44.5 / 7-41.1	8-80 / 7-25	4 / 1
KENTUCKY	14-20 / 4-12	1-1 / 0-0	37:26 / 22:34	14:52	4.9 / 2.8	9.7 / 3.9	6.8 / 3.1	1-54.0 / 5-43.4	6-75 / 2-25	5 / 0
NORTH TEXAS	6-13 / 2-13	0-2 / 0-2	36:13 / 23:47	12:26	5.9 / -0.5	7.4 / 3.0	6.5 / 1.1	4-55.2 / 9-45.4	11-97 / 7-70	7 / 0
Totals	29-50 / 7-36	2-5 / 1-4	105:38 / 74:22	31:16	5.0 / 1.3	7.5 / 4.9	6.1 / 2.6	9-50.3 / 21-43.5	25-25 / 16-12	16 / 1

Note: Game totals are displayed in the format TEAM/OPPONENT for each category

**2016 Florida Football**  
**Florida Passing Game-by-Game (as of Sep 18, 2016)**  
**All games**

<b>#14 Del Rio,L.</b>	<b>Comp</b>	<b>Att</b>	<b>Int</b>	<b>Pct</b>	<b>Yards</b>	<b>TD</b>	<b>Long</b>	<b>Sacked</b>	<b>Effic</b>
UMass	29	44	0	65.9	256	2	26	1-6	129.78
Kentucky	19	32	1	59.4	320	4	78	0-0	178.38
North Texas	14	25	1	56.0	186	0	53	0-0	110.50
<b>TOTALS</b>	<b>62</b>	<b>101</b>	<b>2</b>	<b>61.4</b>	<b>762</b>	<b>6</b>	<b>78</b>	<b>1-6</b>	<b>140.40</b>

<b>#12 Appleby,A.</b>	<b>Comp</b>	<b>Att</b>	<b>Int</b>	<b>Pct</b>	<b>Yards</b>	<b>TD</b>	<b>Long</b>	<b>Sacked</b>	<b>Effic</b>
Kentucky	0	1	0	0.0	0	0	0	0-0	0.00
North Texas	2	4	0	50.0	30	0	19	0-0	113.00
<b>TOTALS</b>	<b>2</b>	<b>5</b>	<b>0</b>	<b>40.0</b>	<b>30</b>	<b>0</b>	<b>19</b>	<b>0-0</b>	<b>90.40</b>

**2016 Florida Football**  
**Florida Rushing/Receiving Game-by-Game (as of Sep 18, 2016)**  
**All games**

RUSHING	No-Yds/TD	UMASS	UK	NT
Scarlett,J. RB	33-175/2	13-70/0	9-43/1	11-62/1
Thompson,M. RB	32-166/2	6-22/0	15-59/1	11-85/1
Perine,L. RB	29-161/1	1--1/0	17-105/	11-57/1
Cronkrite,J. RB	17-80/1	3-5/0	5-29/0	9-46/1
Del Rio,L. QB	8-16/0	6-11/0	2-5/0	-
Appleby,A. QB	1-5/0	DNP	-	1-5/0
Herndon,M. RB	2-3/0	-	2-3/0	-

RECEIVING	No-Yds/TD	UMASS	UK	NT
Callaway,A. WR	13-201/2	8-72/1	5-129/1	DNP
Powell,B. WR	14-136/2	7-73/1	4-43/1	3-20/0
Goolsby,D. TE	9-112/0	3-28/0	3-44/0	3-40/0
Hammond,J. WR	7-110/0	5-38/0	-	2-72/0
Perine,L. RB	2-57/1	-	1-28/1	1-29/0
Swain,F. WR	4-47/1	2-11/0	1-26/1	1-10/0
Cronkrite,J. RB	6-45/0	2-13/0	1-10/0	3-22/0
Fulwood,A. WR	2-28/0	1-13/0	-	1-15/0
Worton,C. WR	3-23/0	DNP	2-19/0	1-4/0
Stephens,M. TE	1-14/0	-	1-14/0	-
Lewis,C. TE	2-11/0	DNP	1-7/0	1-4/0
Scarlett,J. RB	1-8/0	1-8/0	-	-

**2016 Florida Football**  
**Florida Return Stats Game-by-Game (as of Sep 18, 2016)**  
**All games**

PUNT RETURNS	No-Yds	UMASS	UK	NT
Callaway,A.	6-36	4-33	2-3	DNP
Powell,B.	5-23	-	-	5-23
Swain,F.	1-1	-	1-1	-

KICK RETURNS	No-Yds	UMASS	UK	NT
Callaway,A.	2-53	1-32	1-21	DNP
Massey,D.	1-21	1-21	DNP	DNP
Powell,B.	1-12	-	-	1-12
Swain,F.	1-11	-	1-11	-

INT. RETURNS	No-Yds	UMASS	UK	NT
Maye,M.	1-6	-	1-6	-
Harris,M.	1-25	-	-	1-25
Wilson,Q.	1-2	-	1-2	-
Tabor,J.	1-0	DNP	1-0	-

FUMBLE RETURNS	No-Yds	UMASS	UK	NT
----------------	--------	-------	----	----

**2016 Florida Football**  
**Florida All-Purpose Yards Game-by-Game (as of Sep 18, 2016)**  
**All games**

ALL-PURPOSE YARDS	Total	UMASS	UK	NT
Callaway,A.	290	137	153	DNP
Perine,L.	218	-1	133	86
Scarlett,J.	183	78	43	62
Powell,B.	171	73	43	55
Thompson,M.	166	22	59	85
Cronkrite,J.	125	18	39	68
Goolsby,D.	112	28	44	40
Hammond,J.	110	38	-	72
Swain,F.	59	11	38	10
Fulwood,A.	28	13	-	15
Harris,M.	25	-	-	25
Worton,C.	23	DNP	19	4
Massey,D.	21	21	DNP	DNP
Del Rio,L.	16	11	5	-
Stephens,M.	14	-	14	-
Lewis,C.	11	DNP	7	4
Maye,M.	6	-	6	-
Appleby,A.	5	DNP	-	5
Herndon,M.	3	-	3	-
Wilson,Q.	2	-	2	-

**2016 Florida Football**  
**Florida Fumbles Game-by-Game (as of Sep 18, 2016)**  
**All games**

FUMBLES	No-Lost	UMASS	UK	NT
Perine,L. RB	1-0	1-0	-	-
Worton,C. WR	1-0	DNP	-	1-0
Del Rio,L. QB	1-0	1-0	-	-
Callaway,A. WR	1-0	1-0	-	DNP

FUMBLES FORCED	Numb	UMASS	UK	NT
Polite,J.	1	-	1	-
Zuniga,J.	1	-	-	1
Dawson,D.	1	1	-	-

FUMBLES RECOVERED	Numb	UMASS	UK	NT
Bryan,T.	1	-	1	-

**2016 Florida Football**  
**Florida Total Tackles Game-by-Game (as of Sep 18, 2016)**  
**All games**

Total Tackles	UA-A	Total	UMASS	UK	NT
Davis,J. LB	8-10	18	2-7	2-1	4-2
Anzalone,A. LB	8-6	14	3-3	5-1	0-2
Maye,M. DB	10-4	14	4-1	3-0	3-3
Sherit,J. DL	5-7	12	2-2	3-2	0-3
Zuniga,J. DL	8-1	9	4-0	1-1	3-0
Washington,N. DB	6-3	9	4-1	0-2	2-0
Reese,D. LB	5-3	8	-	1-2	4-1
Harris,M. DB	3-4	7	0-2	1-1	2-1
Taylor,Je. DB	2-3	5	0-2	2-0	0-1
Jefferson,C. DL	2-2	4	0-1	1-0	1-1
Ivie,J. DL	1-3	4	-	0-1	1-2
Gardner,C. DB	4-0	4	3-0	-	1-0
Johnson,K. LB	1-2	3	-	1-2	-
Williamson,C. DB	2-1	3	1-1	1-0	DNP
McMillian,D. LB	0-3	3	0-3	-	-
Davis,K. DL	1-2	3	1-1	0-1	-
Dawson,D. DB	2-1	3	1-0	1-0	0-1
Wilson,Q. DB	3-0	3	2-0	1-0	-
Tabor,J. DB	1-2	3	DNP	0-2	1-0
Putu,J. DB	1-2	3	DNP	1-1	0-1
Polite,J. DL	3-0	3	1-0	1-0	1-0
Brantley,C. DL	3-0	3	1-0	-	2-0
Clark,K. DL	1-2	3	0-1	1-1	DNP
Moon,J. LB	0-3	3	0-1	0-2	DNP
Cox,B. DL	2-0	2	1-0	1-0	-
Bryan,T. DL	1-1	2	-	-	1-1
Ancrum,L. DL	0-2	2	0-1	-	0-1
Joseph,V. LB	1-0	1	-	1-0	-
Fulwood,A.	0-1	1	0-1	-	-
Goolsby,D.	1-0	1	-	-	1-0
Powell,B.	1-0	1	-	1-0	-
Thompson,Ch.	1-0	1	DNP	DNP	1-0

**2016 Florida Football**  
**Florida Tackle For Loss Game-by-Game (as of Sep 18, 2016)**  
**All games**

TACKLES FOR LOSS	UA-A	Total	UMASS	UK	NT
Zuniga,J. DL	4-0	4.0	2.0-10	-	2.0-18
Anzalone,A. LB	2-1	2.5	1.0-6	1.5-7	-
Sherit,J. DL	2-1	2.5	-	2.0-13	0.5-0
Davis,J. LB	1-2	2.0	0.5-8	-	1.5-11
Polite,J. DL	2-0	2.0	-	1.0-5	1.0-4
Maye,M. DB	1-1	1.5	-	-	1.5-11
Jefferson,C. DL	1-1	1.5	-	1.0-3	0.5-1
Dawson,D. DB	1-1	1.5	-	1.0-4	0.5-1
Cox,B. DL	1-0	1.0	-	1.0-1	-
Reese,D. LB	1-0	1.0	-	-	1.0-3
Brantley,C. DL	1-0	1.0	-	-	1.0-7
Wilson,Q. DB	1-0	1.0	1.0-1	-	-
Johnson,K. LB	0-1	0.5	-	0.5-1	-
Ivie,J. DL	0-1	0.5	-	-	0.5-3
Davis,K. DL	0-1	0.5	0.5-9	-	-



**2016 Florida Football**  
**Florida Sacks Game-by-Game (as of Sep 18, 2016)**  
**All games**

SACKS	UA-A	Total	UMASS	UK	NT
Zuniga,J. DL	4-0	4.0	2.0-10	-	2.0-18
Anzalone,A. LB	2-1	2.5	1.0-6	1.5-7	-
Polite,J. DL	2-0	2.0	-	1.0-5	1.0-4
Sherit,J. DL	2-0	2.0	-	2.0-13	-
Davis,J. LB	1-2	2.0	0.5-8	-	1.5-11
Maye,M. DB	1-0	1.0	-	-	1.0-10
Brantley,C. DL	1-0	1.0	-	-	1.0-7
Davis,K. DL	0-1	0.5	0.5-9	-	-
Ivie,J. DL	0-1	0.5	-	-	0.5-3
Johnson,K. LB	0-1	0.5	-	0.5-1	-

**2016 Florida Football**  
**Florida Games Played (as of Sep 18, 2016)**  
**All games**

##	PLAYER	GP-GS	UMASS	UK	NT
98	Ancrum,L.	3/-	XXX	XXX	XXX
34	Anzalone,A.	3/3	START	START	START
12	Appleby,A.	2/-	...	XXX	XXX
57	Brantley,C.	3/3	START	START	START
93	Bryan,T.	3/-	XXX	XXX	XXX
66	Buchanan,N.	2/-	...	XXX	XXX
81	Callaway,A.	2/2	START	START	...
54	Clark,K.	2/-	XXX	XXX	...
89	Cleveland,T.	1/-	...	XXX	...
94	Cox,B.	3/3	START	START	START
32	Cronkrite,J.	3/-	XXX	XXX	XXX
40	Davis,J.	3/3	START	START	START
95	Davis,K.	3/-	XXX	XXX	XXX
7	Dawson,D.	3/3	START	START	START
14	Del Rio,L.	3/3	START	START	START
68	Desir-Jones,R.	2/-	...	XXX	XXX
5D	Dillard,C.	3/3	START	START	START
41	Farr,R.	3/-	XXX	XXX	XXX
5	Fulwood,A.	3/-	XXX	XXX	XXX
56	Garcia,C.	3/-	XXX	XXX	XXX
23	Gardner,C.	3/-	XXX	XXX	XXX
36	Giles,E.	1/-	...	...	XXX
30	Goolsby,D.	3/3	START	START	START
10	Hammond,J.	3/1	XXX	XXX	START
53	Harkless,K.	3/-	XXX	XXX	XXX
26	Harris,M.	3/1	XXX	START	XXX
37	Herndon,M.	3/-	XXX	XXX	XXX
39	Iorio,M.	1/-	...	...	XXX
73	Ivey,M.	3/3	START	START	START
91	Ivie,J.	3/3	START	START	START
44	Jackson,R.	1/-	...	...	XXX
96	Jefferson,C.	3/-	XXX	XXX	XXX
74	Johnson,F.	3/3	START	START	START
28	Johnson,K.	3/-	XXX	XXX	XXX
64	Jordan,T.	2/2	START	START	...
1J	Joseph,V.	3/-	XXX	XXX	XXX
84	Knight,C.	1/-	...	XXX	...
80	Lewis,C.	2/2	...	START	START
9	Massey,D.	1/-	XXX	...	...
20	Maye,M.	3/3	START	START	START
59	McCoy,T.	2/-	...	XXX	XXX
1M	McMillian,D.	3/-	XXX	XXX	XXX
77	Mike,A.	1/-	...	XXX	...
50	Moon,J.	2/-	XXX	XXX	...
22	Perine,L.	3/-	XXX	XXX	XXX
15	Pineiro,E.	3/-	XXX	XXX	XXX
99	Polite,J.	3/-	XXX	XXX	XXX

2016 Florida Football  
 Florida Games Played (as of Sep 18, 2016)  
 All games

##	PLAYER	GP-GS	UMASS	UK	NT
4	Powell,B.	3/3	START	START	START
35	Putu,J.	2/-	...	XXX	XXX
45	Raymond,R.	1/-	...	...	XXX
97	Reed,J.	2/-	...	XXX	XXX
33	Reese,D.	3/-	XXX	XXX	XXX
67	Sandifer,B.	1/-	...	...	XXX
25	Scarlett,J.	3/1	START	XXX	XXX
78	Sharpe,D.	3/3	START	START	START
17	Sherit,J.	3/3	START	START	START
82	Stephens,M.	3/-	XXX	XXX	XXX
16	Swain,F.	3/-	XXX	XXX	XXX
31	Tabor,J.	2/2	...	START	START
65	Taylor,Ja.	3/2	START	XXX	START
29	Taylor,Je.	3/-	XXX	XXX	XXX
85	Thompson,Ch.	1/-	...	...	XXX
24	Thompson,M.	3/2	XXX	START	START
19	Townsend,J.	3/-	XXX	XXX	XXX
8	Washington,N.	3/2	START	XXX	START
1W	Williamson,C.	2/1	START	XXX	...
6	Wilson,Q.	3/3	START	START	START
18	Worton,C.	2/-	...	XXX	XXX
92	Zuniga,J.	3/-	XXX	XXX	XXX