

UNRIVALED

PENN STATE FOOTBALL



858 WINS
(8th in Nation)

46 BOWL GAMES
(7-9th in Nation)

28 BOWL WINS
(7-4th in Nation)

99 1ST TEAM ALL-AMERICANS



PxP: Dave Flemming
Analyst: Brian Griese
Sideline: Todd McShay

GAME 4

SEPTEMBER 24, 2016 - 3:30 P.M.

Ann Arbor, Mich.
Michigan Stadium (107,601)

Series: Michigan, 12-7
Last Meeting: Michigan 28, Penn State 16
November 21, 2015 - Beaver Stadium
Complete Series Info on Page 7

Penn State is appearing on television for the 280th time in its last 282 regular season games.



PxP: Steve Jones
Analyst: Jack Ham
Sideline: Derrick Williams

Local: 93.7 FM/1450 AM
Web: GoPSUsports.com
Sirius/XM/Internet: 135/195/965

PENN STATE NITTANY LIONS

2-1, 0-0 Big Ten



Head Coach: James Franklin
Record at Penn State (3rd season): 16-13
Career Record (6th season): 40-28
vs. Michigan: 0-2



MICHIGAN WOLVERINES

3-0, 0-0 Big Ten

Head Coach: Jim Harbaugh
Record at Michigan (2nd Season): 13-3
Career Record (13th season): 115-49-1
vs. Penn State: 1-0

INSIDE THE GAME

PENN STATE OPENS BIG TEN PLAY AT MICHIGAN

Penn State begins its 24th season of Big Ten play at No. 4/5 Michigan, opening a nine-game slate Saturday in a 3:30 p.m. contest televised on ABC.

The Nittany Lions look to extend their two-game winning streak in Big Ten openers after defeating Rutgers in each of the last two seasons. Penn State has also prevailed in four of their last five conference openers.

Penn State concluded the non-conference portion of their schedule with a 2-1 mark, defeating Kent State and Temple at home and coming up just short at Pitt. After a strong first half for Penn State against Temple, the Owls closed the gap to just three points in the second half after a pair of costly turnovers. However, Saquon Barkley iced the win with a 55-yard touchdown run midway through the fourth quarter. Barkley continues to rank among the national leaders in rushing touchdowns and has the most total touchdowns through three games by a Nittany Lion since 1971.

Quarterback Trace McSorley continued to impress and enters the week as the Big Ten passing yards leader with 828 yards. He eclipsed 1,000 for his career in the Temple win. The defense turned in a solid performance, limiting Temple to 38 yards rushing despite missing two starters at linebacker and losing another to injury during the first quarter. Brandon Smith, despite playing only three defensive snaps entering the game, ended up making eight stops.

Penn State will face its stiffest test so far this season. Michigan is 3-0 to start the season and has been ranked in the top five nationally since the preseason poll. The Wolverines have averaged a program-best 53.0 points per game to start the season, and defensive back Jabril Peppers is both the reigning Big Ten Special Teams and Co-Defensive Player of the Week after making nine tackles, including 3.5 for loss and returning a punt 54 yards for a touchdown.

It will be the 20th meeting between the storied programs, which have won a combined 1,786 games. It will also be Penn State's fifth contest against a top-five ranked team in the past eight seasons. The Penn State coaching staff will wear special "Coach to Cure MD" patches to raise awareness of Duchenne muscular dystrophy. Fans are encouraged to donate by texting "CURE" to 90999 or visiting www.CoachtoCureMD.org.

BREAKDOWN

RUSHING		PASSING		RECEIVING		DEFENSE	
Penn State:	Saquon Barkley	51 for 258 yds (86.0), 6 TD					
Michigan:	Chris Evans	21 for 157 yds (52.3), 2 TD					
Penn State:	Trace McSorley	58-of-90, 828 yds (276.0), 4 TD/2 INT					
Michigan:	Wilton Speight	51-of-80, 686 yds (228.7), 8 TD/1 INT					
Penn State:	Chris Godwin	18 for 220 yds (73.3), 1 TD					
Michigan:	Amara Darboh	10 for 204 yds (20.4), 4 TD					
Penn State:	Marcus Allen	21 tkl, 2.0 TFL, FR, FF					
Michigan:	Jabril Peppers	28 tkl, 9.5 TFL, 2.5 sacks, FF					
PSU	TEAM	MICH					
35.3	SCORING/GAME	53.0					
111.7	RUSHING/GAME	197.7					
58-90-2	PASSING (C-A-INT)	60-91-1					
276.0	PASSING/GAME	254.3					
387.7	TOTAL OFFENSE/GAME	452.0					
-2	TURNOVER MARGIN	+2					
27.3	PTS ALLOWED/GAME	15.0					
176.3	OPP. RUSH YDS/GAME	140.0					
50-77-4	OPP. PASSING	36-79-2					
168.7	OPP. PASS YDS/GAME	156.0					
345.0	OPP. TOTAL OFFENSE/GAME	296.0					

2016 SCHEDULES

PENN STATE

Overall (B1G): 2-1 (0-0 East) Home: 2-0 Road: 0-1 Ntrl: 0-0

PSU Rank	Opponent (Rank)	Time/Result	TV	Note/Attend.
September				
3	KENT STATE	W, 33-13	BTN	94,378
10	at Pittsburgh	L, 39-42	ESPN	69,983
17	TEMPLE	W, 34-27	BTN	100,420
24	at Michigan * (4/5)	3:30 p.m.	ABC	20th all-time meeting
October				
1	MINNESOTA *	3:30 p.m.	BTN	1st meeting at PSU since 2009
8	MARYLAND *	Noon	ESPN	Last 2 games decided by 1 point
22	OHIO STATE *	8 p.m.	ABC/ESPN/ESPN2	5th straight night meeting
29	at Purdue *	TBA		PSU has won last 7
November				
5	IOWA *	7:30 p.m.	BTN	1st meeting since 2012
12	at Indiana *	TBA		PSU leads series 18-1
19	at Rutgers *	8 p.m.	BTN	PSU has won last 9
26	MICHIGAN STATE *	TBA		20th regular season finale vs. MSU

* - B1G game All times Eastern Rankings: AP/Coaches

MICHIGAN

Overall (B1G): 3-0 (0-0 East) Home: 3-0 Road: 0-0 Ntrl: 0-0

MICH Rank	Opponent (Rank)	Time/Score	TV	Attend.
September				
3	HAWAII	W, 63-3	ESPN	110,222
10	UCF	W, 51-14	ABC/ESPN	109,295
17	COLORADO	W, 45-28	BTN	110,042
24	PENN STATE *	3:30 p.m.	ABC	
October				
1	WISCONSIN *	TBA		
8	at Rutgers *	7 or 8 p.m.	ABC/ESPN/ESPN2	
22	ILLINOIS *	3:30 p.m.		
29	at Michigan State *	TBA		
November				
5	MARYLAND *	TBA		
12	at Iowa *	8 p.m.	ABC/ESPN/ESPN2	
19	INDIANA *	TBA		
26	at Ohio State *	TBA		

* - B1G game All times Eastern Rankings: AP/Coaches

TABLE OF CONTENTS

Page 2 Quick Facts/NFL Notes
Page 3 B1G Standings/Media Info/Future Schedules
Page 4-5 Head Coach James Franklin
Page 6 Opponent Tracker/National Polls
Page 7 The Series vs. Michigan
Page 8-13 Michigan Notes
8 Record Breakdown
9 Winningest Programs

10 Honors & Awards
11 Sensational Saquon
12 Community Service
13 National Nits
Page 14-15 Season Notes
14 Classroom Success
15 Coaching Staff Notes
Page 16 Starts Chart/Career Starts

Page 17 Depth Chart/Pronunciations/Asst. Coaches
Page 18-19 Numerical Roster
Page 20-21 Alphabetical Roster
Page 22 The Last Time...
Page 23 Record Watch
Page 24-26 Games 1-3
Page 27-36 Player Bios
Page 37-52 Statisticians

PROGRAM NOTES

130TH SEASON OF GRIDIRON EXCELLENCE

Penn State is in its 130th season of intercollegiate football and owns an 858-383-42 record, to rank No. 8 nationally in all-time victories.

WINNING RECORD

Penn State and Wisconsin are the only Big Ten teams that have posted a winning season the last 11 consecutive years. Only seven additional FBS teams (USC, LSU, Florida State, Oklahoma, Oregon, Virginia Tech, Boise State) have posted winning records each of the last 11 years.

ACADEMIC EXCELLENCE

A total of 370 of Penn State football student-athletes, including 23 in 2015, have earned Academic All-Big Ten honors since 1993 for owning at least a 3.0 grade point average and being a letterwinner.

ONE OF NATION'S TOUGHEST HOME VENUES

Penn State owns a superlative 273-72 (.791) record inside Beaver Stadium, the nation's second-largest facility, which opened in 1960 and has a capacity of 106,572.

QUICK FACTS

UNIVERSITY

NAME	The Pennsylvania State University
LOCATION	University Park, Pa.
FOUNDED	1855
ENROLLMENT	46,606
NICKNAME	Nittany Lions
COLORS	Blue & White
CONFERENCE	Big Ten
DIVISION	NCAA Division I
STADIUM	Beaver Stadium (106,572)
STADIUM SURFACE	Natural Grass
PRESIDENT	Dr. Eric Barron
ATHLETICS DIRECTOR	Sandy Barbour
HEAD COACH	James Franklin (3rd Season)
FOOTBALL OFFICE	814-865-0412
TICKET OFFICE	1-800-NITTANY

FOOTBALL HISTORY

FIRST YEAR	1887
ALL-TIME RECORD	858-383-42 (130th Season) <i>8th in victories</i>
ALL-TIME BIG TEN RECORD	113-71 (24th Season)
ALL-TIME BOWL RECORD	28-16-2 (.630) <i>T-4th in bowl victories</i>
YEARS IN POST SEASON PLAY	46 <i>T-9th in bowl appearances</i>
BEAVER STADIUM RECORD	273-72 (.791)

ASSISTANT COACHES

BRENT PRY	Buffalo; 1993 Associate Head Coach/Defensive Coordinator/ Linebackers (3rd Season)
JOE MOORHEAD	Fordham; 1996 Offensive Coordinator/Quarterbacks (1st Season)
CHARLES HUFF	Hampton; 2005 Special Teams Coordinator/Running Backs (3rd Season)
TIM BANKS	Central Michigan; 1995 Co-Defensive Coordinator/Safeties (1st Season)
JOSH GATTIS	Wake Forest; 2006 Offensive Recruiting Coordinator/Asst. Special Teams/ Wide Receivers (3rd Season)
MATT LIMEGROVER	University of Chicago; 1991 Offensive Line (1st Season)
RICKY RAHNE	Cornell; 2002 Passing Game Coordinator/Tight Ends (3rd Season)
TERRY M. SMITH	Penn State; 1991 Assistant Head Coach/Defensive Recruiting Coordinator/ Cornerbacks (3rd Season)
SEAN SPENCER	Clarion; 1995 Run Game, Defensive Line (3rd Season)
DWIGHT GALT	Maryland; 1981 Assistant AD of Performance Enhancement (3rd Season)

BIG BEST



OFFENSIVE POTW: Noah Brown • Ohio State • So. • WR • Flanders, N.J.

- Tied a school record with four touchdown receptions to spark the Buckeyes to a road victory over Oklahoma
- Hauled in touchdown receptions from 4, 3, 21 and 8 yards out
- Also set personal bests for receptions (five) and receiving yards (72)
- Claims the first Offensive Player of the Week award of his career
- Last Ohio State Offensive Player of the Week: J.T. Barrett (Sept. 5, 2016)



CO-DEFENSIVE POTW: Jabril Peppers • Michigan • So. • LB/DB • East Orange, N.J.

- Recorded 3.5 tackles for loss against Colorado, including one sack, to increase his nation-leading total to 9.5 tackles for loss
- Finished the game with nine tackles, including six solo stops. The sack was the second of his career.



CO-DEFENSIVE POTW: Jerome Baker • Ohio State • So. • LB • Cleveland, Ohio

- Returned a first-quarter interception 68 yards to give the Buckeyes a 14-0 lead at Oklahoma
- Finished the game with seven tackles, including 1.5 sacks
- Recorded the fourth pick-six of the year for the Ohio State defense, matching the school record for interception returns for a touchdown in a single season (1987 and 1996)



SPECIAL TEAMS POTW: Jabril Peppers • Michigan • So. • LB/DB • East Orange, N.J.

- Recorded 204 all-purpose yards, including a 54-yard punt return for a touchdown against Colorado
- Talled 81 yards on two kickoff returns, including a career-long 55-yard return
- Finished with 99 yards on four punt returns, increasing his nation-leading yardage total to 173 this season
- Earns his first career Special Teams Player of the Week honor
- Becomes the first conference player to be named both Defensive and Special Teams Player of the Week in the same week since the special teams honor was added in 1994
- Last Michigan Special Teams Player of the Week: Jehu Chesson (Oct. 12, 2015)



FRESHMAN POTW: Caleb Lightbourn • Nebraska • P • Washougal, Wash.

- Averaged 47.2 yards per punt on five attempts as Nebraska defeated Oregon
- Had three punts downed inside the 20-yard line, including one at the Oregon 3-yard line in the fourth quarter
- Recorded a 58-yard punt in the fourth quarter
- Wins his first career weekly award
- Last Nebraska Freshman of the Week: Tommy Armstrong Jr. (Nov. 11, 2013)

LIONS IN THE NFL

28 NITTANY LIONS ON NFL ROSTERS

Twenty-eight Penn State players are on the rosters of 20 NFL teams. The Nittany Lions are perennially a top-15 program in producing players in the NFL. In addition to the 28 players on 53-man rosters, the Nittany Lions have two former players on practice squads.

The Jacksonville Jaguars and Miami Dolphins each boast three former Nittany Lions on their opening day rosters. The Jaguars have 10-year veteran and 2013 Pro Bowl linebacker Paul Posluszny, Pro Bowl selection Allen Robinson and seven-year vet Jared Odrick among their 53-man roster, while Miami lays claim to eight-year veteran Cameron Wake, second-year pro Mike Hull and rookie and sixth round draft pick Jordan Lucas.

Four additional NFL squads lay claim to two former Nittany Lions on their opening week rosters: Dallas, New Orleans, San Francisco and Tennessee.

Five players from Penn State's 2015 squad made NFL teams as rookies: Christian Hackenberg (N.Y. Jets), Austin Johnson (Tennessee), Jordan Lucas (Miami), Carl Nassib (Cleveland) and Anthony Zettel (Detroit). Additionally, two members of the 2015 team were signed to practice squads: Kyle Carter (Minnesota) and Trevor Williams (San Diego).

Eleven-year veteran and Kansas City Chiefs All-Pro linebacker Tamba Hali is Penn State's elder statesman in the NFL. Paul Posluszny, who is entering his 10th professional season, is second in longevity, followed by eight-year professionals Jordan Norwood (Denver) and Cameron Wake (Miami).

There are also two Nittany Lions on NFL rosters that did not play football at Penn State in Chris Hogan (New England) and Ross Travis (Kansas City). Hogan, a wide receiver in his fifth NFL season, played lacrosse for the Nittany Lions and went to play football at Monmouth after earning his Penn State degree. Travis, a tight end, was a standout men's basketball player.

Penn State has had 44 NFL Draft picks since 2006, including 20 in the first three rounds, and at least three draft picks 18 times since starting Big Ten Conference competition in 1993. A total of 343 Nittany Lions have been selected all-time in the NFL Draft.

For the 45th time in the Super Bowl's 50-game history, at least one Penn State alumnus was a member of one of the participating teams (19 times in last 21 years). Thirty-eight former Nittany Lions have earned a total of 55 Super Bowl rings, most recently Jordan Norwood with Denver last year. A total of 106 Nittany Lions have been on Super Bowl rosters.

- Arizona Cardinals (1):** A.Q. Shipley (7)
 - Baltimore Ravens (1):** John Urschel (3)
 - Cleveland Browns (1):** Carl Nassib (1)
 - Chicago Bears (1):** Adrian Amos (2)
 - Dallas Cowboys (2):** Jack Crawford (5), Sean Lee ^c (7)
 - Denver Broncos (1):** Jordan Norwood (8)
 - Detroit Lions (1):** Anthony Zettel (1)
 - Houston Texans (1):** Devon Still (4)
 - Jacksonville Jaguars (3):** Jared Odrick (7), Paul Posluszny ^c (10), Allen Robinson (3)
 - Kansas City Chiefs (1):** Tamba Hali (11), Ross Travis (1; former MBB player)
 - Miami Dolphins (3):** Mike Hull (2), Jordan Lucas (1), Cameron Wake ^c (8)
 - Minnesota Vikings (1):** Kyle Carter* (1)
 - New England Patriots:** Chris Hogan (5; former MLAX player)
 - New Orleans Saints (2):** Michael Mauti ^c (4), Nathan Stupar (5)
 - New York Jets (1):** Christian Hackenberg (1)
 - Oakland Raiders (1):** Matt McGloin (4)
 - Philadelphia Eagles (1):** Stefen Wisniewski (6)
 - Pittsburgh Steelers (1):** Jesse James (2)
 - San Diego Chargers (1):** Trevor Williams* (1)
 - San Francisco 49ers (2):** NaVorro Bowman (7), Gerald Hodges (4)
 - Seattle Seahawks (1):** Garry Gilliam (3)
 - Tampa Bay Buccaneers (1):** Donovan Smith (2)
 - Tennessee Titans (2):** Austin Johnson (1), DaQuan Jones (3)
- * Practice Squad ^c Team Captain

EIGHT FORMER LIONS ON NFL COACHING STAFFS

- Eight former Nittany Lions are patrolling the sidelines as part of NFL coaching staffs in 2016.
- Gary Brown (Dallas, running backs)
- Bobby Engram (Baltimore, wide receivers)
- Al Golden (Detroit, tight ends)
- D'Anton Lynn (Buffalo, defensive assistant)
- John McNulty (Tennessee, quarterbacks)
- Mike Munchak (Pittsburgh, offensive line)
- Jeff Nixon (San Francisco, tight ends)
- Darren Perry (Green Bay, safeties)

Also, former Penn State quarterbacks coach Jim Caldwell is in his third season as the head coach of the Detroit Lions.

FUTURE SCHEDULES

2017 Schedule

Sept. 2	AKRON
Sept. 9	PITTSBURGH
Sept. 16	GEORGIA STATE
Sept. 23	at Iowa*
Sept. 30	INDIANA*
Oct. 7	at Northwestern*
Oct. 21	MICHIGAN*
Oct. 28	at Ohio State*
Nov. 4	at Michigan State*
Nov. 11	RUTGERS*
Nov. 18	NEBRASKA*
Nov. 25	at Maryland*

2018 Schedule

Sept. 1	APPALACHIAN STATE
Sept. 8	at Pittsburgh
Sept. 15	KENT STATE
Sept. 22	at Illinois*
Sept. 29	OHIO STATE*
Oct. 13	MICHIGAN STATE*
Oct. 20	at Indiana*
Oct. 27	IOWA*
Nov. 3	at Michigan*
Nov. 10	WISCONSIN*
Nov. 17	at Rutgers*
Nov. 24	MARYLAND*

2019 Schedule

Aug. 31	IDAHO
Sept. 7	BUFFALO
Sept. 14	PITTSBURGH
Sept. 28	at Maryland*
Oct. 5	PURDUE*
Oct. 12	at Iowa*
Oct. 19	MICHIGAN*
Oct. 26	at Michigan State*
Nov. 9	at Minnesota*
Nov. 16	INDIANA*
Nov. 23	at Ohio State*
Nov. 30	RUTGERS*

Future Non-Conference Games

2020	at Virginia Tech
Sept. 11, 2021	BALL STATE
Sept. 18, 2021	AUBURN
Sept. 17, 2022	at Auburn
2023	WEST VIRGINIA
2024	at West Virginia
2025	VIRGINIA TECH

PENN STATE MEDIA SERVICES

FOOTBALL CONTACTS

Kris Petersen Cell: 814-883-4581	E-mail: kap18@psu.edu Twitter: @GoPSUKris
Greg Campbell Cell: 814-876-0824	E-mail: gxc35@psu.edu Twitter: @SID_Greg
Arielle Sargent Cell: 814-321-8286	E-mail: ans26@psu.edu Twitter: @arielle_sargent
Mark Brumbaugh Cell: 814-441-9145	E-mail: mgb28@psu.edu Twitter: @markbrumbaugh

Assoc. AD for Strategic Communications: Jeff Nelson
Associate Directors: Alissa Clendenen, Kris Petersen
Assistant Directors: Mark Brumbaugh, Greg Campbell, Pat Donghia, John Hanna, Will Rottler, Megan Samassa, Arielle Sargent, Jeff Smith
Admin. Assistant: Vonda Harpster
Strategic Communications Office: 814-865-1757
Website: GoPSUsports.com
Address: 101D Bryce Jordan Center, University Park, Pa., 16802

SUNDAY:
9 a.m. - Cumulative stats available at GoPSUsports.com.

MONDAY:
8 p.m. - Game Notes available at GoPSUsports.com.

TUESDAY:
12:30 p.m. - Penn State Weekly Press Conference
James Franklin and at least two players available for questions in person and via telephone at Beaver Stadium.

To participate please contact the Strategic Communications Office at 814-865-1757 prior to 11 a.m. ET. Please contact Strategic Communications for FTP information for video/audio from the press conference.

1:28 p.m.: Head coach James Franklin available on the Big Ten weekly teleconference.

TUESDAY-WEDNESDAY:
9 a.m. - 2 p.m. - Player Interviews
Selected players available via teleconference interviews. For information, please contact Vonda Harpster at PSU Strategic Communications (vkh1@psu.edu; 814-865-1757).

WEDNESDAY:
Approximately 6:15 p.m. - Wednesday Practice Availability
Media can watch last 10 minutes of practice, James Franklin and one player will be available post-practice.

THURSDAY:
TBA: Thursday Assistant Coach Teleconference
Selected players available via teleconference interviews. For information, please contact Vonda Harpster at PSU Strategic Communications (vkh1@psu.edu; 814-865-1757).

6:05 p.m.: The Penn State Coaches Show at LettermanS in State College (James Franklin).

SATURDAY:
Post-Game: James Franklin and selected players will be available immediately following the game.
Please contact Strategic Communications for FTP audio/video information (home games only).

BIG STANDINGS

EAST	BIG TEN		OVERALL		
	W-L	%	W-L	%	vs. T25
Maryland	0-0	.000	3-0	1.000	0-0
Michigan	0-0	.000	3-0	1.000	0-0
Ohio State	0-0	.000	3-0	1.000	0-0
Indiana	0-0	.000	2-0	1.000	0-0
Michigan State	0-0	.000	2-0	1.000	0-0
PENN STATE	0-0	.000	2-1	.667	0-0
Rutgers	0-0	.000	2-1	.667	0-1

WEST	BIG TEN		OVERALL		
	W-L	%	W-L	%	vs. T25
Wisconsin	0-0	.000	3-0	1.000	1-0
Nebraska	0-0	.000	3-0	1.000	0-0
Minnesota	0-0	.000	2-0	1.000	0-0
Iowa	0-0	.000	2-1	.667	0-0
Purdue	0-0	.000	1-1	.500	0-0
Illinois	0-0	.000	1-2	.333	0-0
Northwestern	0-0	.000	1-2	.333	0-0

BIG TEN SCHEDULE (All Times Eastern)

Saturday, Sept. 17
PENN STATE AT MICHIGAN, 3:30 P.M. (ABC)
 Wisconsin at Michigan State, Noon (BTN)
 Iowa at Rutgers, Noon (ESPN2)
 Colorado State at Minnesota, Noon (ESPN)
 Nevada at Purdue, Noon (ESPNews)
 Wake Forest at Indiana, 3:30 p.m. (BTN)
 Nebraska at Northwestern, 7:30 p.m. (BTN)

BIG TEN MEDIA SERVICES:

BIG TEN CONFERENCE RELEASE/STATISTICS: The Big Ten Conference football release, with standings and statistics, is available at www.bigten.org.

BIG TEN PLAYERS OF THE WEEK: The Big Ten Conference will be announcing Players of the Week every Monday during the season.

BIG TEN COACHES TELECONFERENCE: The Big Ten will conduct a football coaches teleconference every Tuesday during the season, from Aug. 30 to November 22. All 14 head coaches will be available to answer questions for eight minutes. Please contact the Big Ten Communications staff (847-696-1010) for the phone numbers for the teleconference.

MONDAY	TUESDAY	WEDNESDAY	THURSDAY	FRIDAY	SATURDAY	SUNDAY
Game Notes Available by 8 p.m. on GoPSUsports.com	James Franklin Press Conference 12:30 p.m. (ET) B1G Teleconference 1:28 p.m. (ET) Player Teleconferences	Practice Availability & James Franklin Post Practice Approx. 6:15 p.m. Player Teleconferences	PSU Asst. Coach Teleconferences Penn State Coaches Show 6:05 p.m. LettermanS	No Coach/Player Availability	Michigan 3:30 p.m. ABC/Penn State Sports Network Michigan Stadium	Updated Statistics Available 9 a.m. GoPSUsports.com



@PennStateFBall



PSUFBall

2016

PSUnvaled.com

GoPSUsports.com



FRANKLIN FILE

Born: February 2, 1972
Hometown: Langhorne, Pa.
Wife: Fumi
Daughters: Shola & Addison

Education:
 East Stroudsburg, 1995; B.S. in Psychology
 Washington State, 1999; M.A. in Educational Leadership

Playing Career:
 East Stroudsburg; Quarterback, 1991-94

Coaching Experience

2014-pres.	Head Coach	Penn State
2011-13	Head Coach	Vanderbilt
2008-10	Asst HC/Off. Coord./QBs	Maryland
2006-07	Off. Coord./QBs	Kansas State
2005	Wide Receivers	Green Bay Packers
2000-04	Recruiting Coord./WRs	Maryland
1999	Wide Receivers	Idaho State
1998	Grad. Asst./Tight Ends	Washington State
1997	Wide Receivers	James Madison
1996	Grad. Asst./Secondary	East Stroudsburg
1995	Wide Receivers	Kutztown

BOWL RESULTS

Year	School	Bowl	Result (Opp.)
2011	Vanderbilt	Liberty	L, 24-31 (Cincinnati)
2012	Vanderbilt	Music City	W, 38-24 (N.C. State)
2013	Vanderbilt	BBVA Compass	W, 32-21 (Houston)
2014	Penn State	PinStripe	W, 31-30 (Boston College)
2015	Penn State	TaxSlayer	L, 17-24 (Georgia)

HEAD COACH JAMES FRANKLIN

CAREER AT A GLANCE

- Franklin enters his sixth year as a collegiate head coach, leading his first five squads to a bowl game, with post-season victories the past three of the last four years.
- He owns a 40-28 career record, with four consecutive winning seasons.
- Franklin has 21 years of coaching experience at the collegiate and NFL level.
- In his first four years as a head coach, Franklin mentored 16 players that have gone on to the NFL ranks.
- Franklin has secured Top 25 recruiting classes each of the last four seasons, including back-to-back Top 20 classes at Penn State.
- Franklin emphasizes four core values for the Penn State program -- a positive attitude, great work ethic, competing on and off the field and the ability to sacrifice.

NITTANY LIONS ON THE FIELD

- Franklin was named the 16th head football coach in the storied history of the Nittany Lion program on January 11, 2014.
- Franklin guided the Nittany Lions to a 7-6 record in 2015 and a berth in the TaxSlayer Bowl.
- Under Franklin's tutelage, Carl Nassib claimed a trio of national awards -- Lombardi Award, Lott IMPACT Trophy and Ted Hendricks Award -- and became Penn State's 13th unanimous Consensus All-American.
- Nassib also led the nation in sacks with a school-record 15.5 in 2015.
- The 2015 season also saw Christian Hackenberg break every Penn State career passing record, including passing yards, passing touchdowns and completions, and true freshman Saquon Barkley break the freshman season rushing record with a 1,000-yard campaign.
- Barkley was named the Big Ten Network's Freshman of the Year and claimed second team All-Big Ten honors, while wide receiver Chris Godwin (second team) and defensive tackles Austin Johnson (second team) and Anthony Zettel (third team) also earned All-Big Ten accolades.
- Franklin's first season was bookended with a pair of thrilling victories for the Nittany Lions as the Penn State head coach's inaugural season began with a final-play 26-24 victory over UCF in Dublin, Ireland in Penn State's first-ever international game and ended with a comeback, a 31-30 overtime win over Boston College in the New Era PinStripe Bowl in Yankee Stadium. The Nittany Lions overcame a 14-point deficit late in the third quarter, tying the largest comeback in Penn State's bowl history.
- With the PinStripe Bowl win, Franklin became just the third Penn State coach to lead the team to at least seven wins in his first season, joining Dick Harlow (1915) and Bill O'Brien (2012).

- Franklin guided the Nittany Lions to a 4-0 start, joining Harlow as the only first-year Penn State coaches to win their initial four games.
- In Franklin's first season at Penn State, he helped Mike Hull to the Butkus-Fitzgerald Big Ten Linebacker of the Year award to carry on the "Linebacker U" tradition.
- Zettel earned All-Big Ten first team honors, while receiver DaeSean Hamilton garnered All-Big Ten second team accolades after pulling in 82 catches for 899 yards.

NITTANY LIONS IN THE CLASSROOM

- The 2015 fall semester saw the Nittany Lions post a record 56 squad members with at least a 3.0 grade-point average, marking the fifth consecutive semester (including summer sessions) the Nittany Lions have had more than 50 student-athletes with a 3.0 GPA or better.
- The 56 Nittany Lions with a 3.0 GPA or higher surpasses the mark of 55 set by the 2008 fall semester for the most 3.0 students in a semester in football program history.
- Additionally, 22 Nittany Lions earned Academic All-Big Ten recognition in 2015.
- Tyler Yazujian collected a berth on the CoSIDA Academic All-America® second team in 2015.
- A total of 23 Nittany Lions posted a 3.5 GPA or higher in the 2015 fall semester, with 19 earning Dean's List recognition for having 3.5 GPA or higher with 12 credits earned in undergraduate work.
- The Nittany Lion freshmen were impressive in the 2015 fall semester with 14 posting a 3.0 or higher.
- During Franklin's first fall semester on campus, the football student-athletes set program records with 25 student-athletes earning Dean's List recognition (3.5 GPA) and 57 players owning a cumulative 3.0 grade-point average (GPA) or higher after the 2014 fall semester.
- Additionally, 51 squad members compiled at least a 3.0 GPA in the fall of 2014, the third-highest semester total in program history.
- The spring of 2015 saw continued success in the classroom with 51 student-athletes compiling at least a 3.0 GPA, marking the first time in program history with 50 or more 3.0s in a spring semester.

NITTANY LIONS IN THE COMMUNITY

- In the last two seasons, the Nittany Lions have completed more than 4,000 hours of community service.
- The Nittany Lions' community service activities include: Uplifting Athletes, THON, Pennsylvania Special Olympics Summer Games, State College Area Food Bank and Penn State Hershey Children's Hospital visits.
- The football team's 2,100 hours of community service in 2014-15 equate to nearly 40 percent of the 5,300

CAREER RECORD

Year	School	Overall	Conf.	Of Note
2011	Vanderbilt	6-7	2-6	lost to Cincinnati, 31-24; Liberty Bowl
2012	Vanderbilt	9-4	4-4	No. 23; def. North Carolina State, 38-24; Music City Bowl
2013	Vanderbilt	9-4	5-3	No. 20; def. Houston, 23-21; BBVA Compass Bowl
2014	Penn State	7-6	2-6	2nd PSU coach to start career 4-0; def. BC, 31-30 (OT) PinStripe Bowl
2015	Penn State	7-6	4-4	lost to Georgia, 24-17; TaxSlayer Bowl
2016	Penn State	2-1	0-0	
Total (6 Years)		40-28	17-23	Five Bowl Appearances
Vanderbilt Record (3 Years)		24-15	11-13	Consecutive Top-25 Finishes for 1st Time in VU History
Penn State Record (3 Years)		16-13	6-10	Three Consecutive Bowl Appearances

community service hours by Penn State student-athletes.

- The engaging and enthusiastic Franklin is a popular speaker and media interview subject. He was a guest analyst on ESPN's coverage from the site of college football's National Championship game, spending a day appearing on various ESPN platforms in 2013 and 2014. In 2015, Franklin joined the FOX studio crew for pregame, halftime and postgame coverage of the Big Ten Championship game.



- In February 2015, Franklin was the lone college head coach among the speakers and panelists at the prestigious MIT Sloan Sports Analytics Conference in Boston. He was a panelist for the session, "The Formula to Win: College Football Analytics," which was moderated by CNN anchor/reporter Rachel Nichols.

RECRUITING SUCCESS

- The Class of 2016 at Penn State finished in the Top 20, ranking as high as 18th by ESPN, and featured a pair of five-star recruits.
- In 2016, Franklin secured the No. 1 player in the state of Pennsylvania (Miles Sanders) for the first time since Jared Odrick (2006).
- The Nittany Lions laid claim to the No. 1 running back in the state of Pennsylvania in 2015 (Saquon Barkley) and 2016 (Sanders).
- Forty-three of the 70 signees under Franklin are from within a 350-mile radius of State College.
- In February 2015, the Nittany Lions' highly-regarded class of 25 signees was ranked in the Top 15 nationally by the four major recruiting services.
- Franklin and his staff organized a Top 25 recruiting class in short order after being hired at Penn State in January 2014.
- While at Vanderbilt, Franklin assembled a recruiting class that finished as high as 19th in 2014.
- In each of his three seasons in Nashville, Franklin signed classes that finished in the Top 50 nationally. Prior to Franklin's arrival, the Commodores average class rank was 64.6 since 2000 (based on 247Sports composite).

HELPING THE COMMODORES GET THEIR WINGS

- Franklin directed Vanderbilt to consecutive Top 25 finishes for the first time in the 124-year history of the program (No. 23/24 -- 2013 & No. 23/20 -- 2012).
- The Commodores finished 23rd in the final 2012 Associated Press poll, marking their first AP final ranking since 1948.
- Franklin's 24 wins tied Dan McGugin for the most by a Vanderbilt coach in his first three seasons.
- Franklin led Vanderbilt to a bowl game in each of his three seasons in Nashville, with the last two years resulting in wins over North Carolina State (Music City Bowl) and Houston (BBVA Compass Bowl). The Commodores had played in four bowl games all-time in the 121 seasons prior to his arrival, none in consecutive years.
- Vanderbilt has posted four nine-win seasons in program history, with Franklin's last two teams comprising half of the total.
- Over the last 20 games during the 2012-13 seasons, the Commodores' 16-4 record was second-best in the SEC to Alabama's 17-3 mark.
- Franklin guided the Commodores to a 6-6 regular-season record and earned a berth in the Liberty Bowl during his first season after inheriting a Vanderbilt team that finished 2-10 in both 2009 and 2010, including a 1-15 SEC mark.
- The 2011 bowl berth was Vanderbilt's second since 1983 and running back Zac Stacy broke the Commodores' season record with 1,193 rushing yards.
- The Commodores had a breakthrough campaign in 2012 under Franklin, finishing on a seven-game winning streak (longest since 1948) to post a 9-4 mark, Vanderbilt's most wins in 97 years, and a berth in the Music City Bowl, which VU defeated N.C. State, 38-24.
- A victory at Missouri sparked an 8-1 finish, which included three consecutive SEC road wins for the first time in program history.
- The Commodores were 5-3 in SEC play, winning five SEC games for the first time since 1935, and posted two shutouts for the first time since 1968.
- Franklin was among five finalists for the Bear Bryant National Coach of the Year award in 2012.
- Stacy became the first player in Vanderbilt history to rush for 1,000 yards in consecutive seasons, gaining 1,141 yards to finish with a school-record 3,143 yards and 30 rushing touchdowns.
- Wide receiver Jordan Matthews broke the Vanderbilt season receiving record with 1,363 yards on 94 catches.
- Vanderbilt continued its historic rise under Franklin during the 2013 season, capping a school-record second consecutive 9-4 campaign with a 41-24 win over Houston in the BBVA Compass Bowl.
- The Commodores defeated Florida, Georgia and Tennessee in the same season for the first time in program history, winning in Gainesville and Knoxville.
- Franklin helped Matthews develop into a two-time All-American and the SEC's career leader in receptions (262) and receiving yardage (3,759). Matthews broke the SEC season record with 112 receptions for 1,477 yards and seven touchdowns in 2013, becoming the first SEC receiver to make 100 catches in a season.

RIISING UP THE RANKS

- Franklin began his coaching career as the wide receivers coach at Kutztown (Pa.) University (1995) and was a graduate assistant coach at his alma mater, East Stroudsburg (Pa.) University in 1996, working with the secondary.
- He then was the wide receivers coach at James Madison (1997), a graduate assistant (tight ends) at Washington State in 1998 and the wide receivers coach at Idaho State (1999).
- In 2000, Franklin was named the wide receivers coach at Maryland under head coach Ron Vanderlinden, who would go on to coach the Penn State linebackers from 2001-13.
- Franklin continued in that role under new head coach Ralph Friedgen in 2002 and '03 and helped the Terps to three consecutive 10-win seasons, including an appearance in the 2002 FedEx Orange Bowl. In 2003, Franklin added duties as recruiting coordinator and directed back-to-back recruiting classes ranked in the Top 25 nationally. Franklin and former Nittany Lion head coach Bill O'Brien (running backs) were Maryland assistant coaches in 2003 and '04 under Friedgen.
- After five successful years at Maryland, Franklin was named wide receivers coach on Mike Sherman's Green Bay Packers staff in 2005. During that season, Green Bay ranked third in the NFL in receptions (383) and seventh in receiving yards (3,766). Donald Driver was among the top receivers in the NFL, ranking second in receptions and eighth in receiving yards, with a then-career-high 86 catches for 1,221 yards.
- Franklin served as the offensive coordinator and quarterbacks coach at Kansas State during the 2006-07 seasons under head coach Ron Prince. In 2006, he helped the Wildcats to their first winning season in four years. Franklin coached quarterback Josh Freeman and oversaw an offense that produced a 3,000-yard passer (Freeman), 1,500-yard receiver (All-American wide receiver Jordy Nelson) and 1,000-yard rusher (James Johnson) during the 2007 season, a first in school history. Freeman would go on to become the Wildcats' highest NFL offensive draft pick since 1954 when the Tampa Bay Buccaneers selected him 17th overall in the 2009 NFL Draft.
- Franklin returned to Maryland in 2008 as the Terps' assistant head coach and offensive coordinator. He helped the Terrapins to victories in the 2008 Humanitarian Bowl and the 2010 Military Bowl. The 2010 squad was among the national leaders in scoring offense at 32.2 points per game and was led by ACC Rookie of the Year quarterback Danny O'Brien. He threw for 2,438 yards, 22 touchdowns and only eight interceptions in 2010, with All-ACC receiver Torrey Smith making 67 catches for 1,055 yards and 12 scores.
- In 1998, Franklin began his participation in the NFL's Minority Coaching Fellowship Program, starting with a stint with the Miami Dolphins and working with Hall of Fame quarterback Dan Marino. Franklin also worked with Donovan McNabb of the Philadelphia Eagles (1999) and Minnesota Vikings (2008) in the NFL program.

PLAYING CAREER

- Franklin was a four-year letterman at quarterback and a two-time All-PSAC selection at East Stroudsburg.
- He set seven school records as a senior to earn team MVP honors and was a Harlon Hill Trophy nominee as the NCAA Division II Player of the Year.
- Among the season records he set were for total offense (3,128 yards), passing yards (2,586) and touchdown passes (19).
- Franklin graduated having broken or tied 23 school records.
- Franklin will be inducted into the East Stroudsburg Athletics Hall of Fame Oct. 15, 2016.

PERSONAL

- Franklin graduated from East Stroudsburg in 1995 with a degree in psychology and earned a master's degree in educational leadership from Washington State University.
- Franklin graduated from Neshaminy High School in Langhorne.
- Franklin and his wife, Fumi, have two daughters, Shola and Addison.



@PennStateFBall



PSUfball

2016

PSUnvalued.com

GoPSUsports.com

OPPONENT TRACKER

KENT STATE *kentstatesports.com*
OVERALL: 1-2 **MAC:** 0-0
THIS WEEK: at Alabama
LAST WEEK: W, 27-7, Monmouth

PITT *pittsburghpanthers.com*
OVERALL: 2-1 **ACC:** 0-0
THIS WEEK: at North Carolina
LAST WEEK: L, 38-45, Oklahoma State

TEMPLE *owlsports.com*
OVERALL: 1-2 **AAC:** 0-0
THIS WEEK: host Charlotte
LAST WEEK: L, 27-34, Penn State

MICHIGAN *mgoblue.com*
OVERALL: 3-0 **B1G:** 0-0 (East)
THIS WEEK: host Penn State
LAST WEEK: W, 45-28, Michigan

MINNESOTA *gophersports.com*
OVERALL: 2-0 **B1G:** 0-0 (West)
THIS WEEK: host Colorado State
LAST WEEK: Off

MARYLAND *umterps.com*
OVERALL: 2-0 **B1G:** 0-0 (East)
THIS WEEK: Off
LAST WEEK: W, 30-24, UCF

OHIO STATE *ohiostatebuckeyes.com*
OVERALL: 3-0 **B1G:** 0-0 (East)
THIS WEEK: Off
LAST WEEK: W, 45-24, Oklahoma

PURDUE *purduesports.com*
OVERALL: 1-1 **B1G:** 0-0 (West)
THIS WEEK: host Nevada
LAST WEEK: Off

IOWA *hawkeyesports.com*
OVERALL: 2-1 **B1G:** 0-0 (West)
THIS WEEK: at Rutgers
LAST WEEK: L, 21-23, North Dakota State

INDIANA *iuhoosiers.com*
OVERALL: 2-0 **B1G:** 0-0 (East)
THIS WEEK: host Wake Forest
LAST WEEK: Off

RUTGERS *scarletknights.com*
OVERALL: 2-1 **B1G:** 0-0 (East)
THIS WEEK: host Iowa
LAST WEEK: W, 37-28, New Mexico

MICHIGAN STATE *msuspartans.com*
OVERALL: 2-0 **B1G:** 0-0 (East)
THIS WEEK: host Wisconsin
LAST WEEK: W, 36-28, Notre Dame

NATIONAL POLLS

AP (Week 4)

1.	Alabama (50)	3-0	1510
2.	Ohio State (4)	3-0	1442
3.	Louisville (6)	3-0	1406
4.	Michigan (1)	3-0	1277
5.	Clemson	3-0	1258
6.	Houston	3-0	1245
7.	Stanford	2-0	1195
8.	Michigan State	2-0	1084
9.	Washington	3-0	1040
10.	Texas A&M	3-0	890
11.	Wisconsin	3-0	828
12.	Georgia	3-0	726
13.	Florida State	2-1	722
14.	Tennessee	3-0	707
15.	Miami	3-0	565
16.	Baylor	3-0	529
17.	Arkansas	3-0	528
18.	LSU	2-1	517
19.	Florida	3-0	479
20.	Nebraska	3-0	420
21.	Texas	2-1	196
22.	San Diego State	3-0	183
23.	Ole Miss	1-2	172
24.	Utah	3-0	154
25.	Oklahoma	1-2	139

Others receiving votes: TCU 132, North Dakota State 74, UCLA 74, Boise State 69, **Iowa** 47, California 44, Oklahoma State 42, Notre Dame 32, Oregon 23, Georgia Tech 17, North Carolina 17, Central Michigan 16, South Florida 7, Toledo 6, Western Michigan 6, Arizona State 3, **Maryland** 3, Virginia Tech 1

USA TODAY/COACHES (Week 4)

1.	Alabama (59)	3-0	1571
2.	Ohio State (3)	3-0	1482
3.	Clemson (1)	3-0	1405
4.	Louisville	3-0	1331
5.	Michigan	3-0	1302
6.	Stanford	2-0	1273
7.	Houston	3-0	1235
8.	Michigan State	2-0	1156
9.	Washington	3-0	1065
10.	Wisconsin	3-0	872
11.	Georgia	3-0	847
12.	Tennessee	3-0	805
13.	Texas A&M	3-0	791
14.	Florida State	2-1	742
15.	Baylor	3-0	658
16.	Florida	3-0	598
17.	LSU	2-1	522
18.	Arkansas	3-0	500
19.	Miami	3-0	441
20.	Nebraska	3-0	373
21.	Ole Miss	1-2	166
	TCU	2-1	166
23.	Utah	3-0	155
24.	Texas	2-1	143
25.	Iowa	2-1	140

Others receiving votes: Oklahoma 106, North Carolina 95, San Diego State 87, UCLA 81, Boise State 62, Oregon 50, Oklahoma State 46, Arizona State 34, South Florida 32, Georgia Tech 28, Notre Dame 23, West Virginia 19, Western Michigan 16, **Minnesota** 11, Navy 10, Toledo 6, Central Michigan 6, California 6, **Maryland** 4, Memphis 4, Kansas State 4, Army 2, Auburn 2, Western Kentucky 2

PENN STATE IN THE POLLS

Date	AP	COACHES
Preseason	-	-
Week 2 (9/6)	-	-
Week 3 (9/11)	-	-
Week 4 (9/18)	-	-
Week 5 (9/25)	-	-
Week 6 (10/2)	-	-
Week 7 (10/9)	-	-
Week 8 (10/16)	-	-
Week 9 (10/23)	-	-
Week 10 (10/30)	-	-
Week 11 (11/6)	-	-
Week 12 (11/13)	-	-
Week 13 (11/20)	-	-
Week 14 (11/27)	-	-
Week 15 (12/4)	-	-
Week 16 (Pre Bowl)	-	-

COLLEGE FOOTBALL PLAYOFF

In 2016, the College Football Playoff Selection Committee will issue its first rankings on Tuesday, November 1. The dates for the rankings are as follows:

- November 1
- November 8
- November 15
- November 22
- November 29
- December 4 (Selection Day and Playoff Semifinal teams announced)

Home Game

Away Game

SERIES NOTES

HEAD COACH JIM HARBAUGH

- Jim Harbaugh is in his second season as head coach at Michigan.
- From 2011-14, Harbaugh was head coach of the NFL's San Francisco 49ers. He led the franchise to the NFC Championship Game in each of his first three seasons and the 2012 Super Bowl.
- From 2007-10, Harbaugh was the head coach at Stanford, leading the Cardinal to an Orange Bowl victory in 2010.
- Harbaugh is the only coach to win both the AP NFL Coach of the Year (2011) and Woody Hayes Coach of the Year Award (2010).
- Harbaugh played for five different organizations during his 15-year NFL career (1987-2001).
- As a quarterback at Michigan, Harbaugh earned first team All-America honors and finished third in the balloting for the Heisman Trophy in 1986.

SCOUTING THE WOLVERINES

- Michigan is ranked fourth in the AP poll and fifth by the coaches, and has fallen no lower than fifth in the AP poll and sixth in the coaches poll this season.
- U-M is playing the fourth of five straight home games.
- The Wolverines are averaging a program-best 53.0 points per game to rank fourth nationally.
- Defensively, Michigan leads the country on third downs, only allowing conversions on 10.5 percent of attempts. Michigan's opponents have only had three drives result in plays in the red zone, and Michigan only allowed one score (a passing touchdown) for a nation-leading .333 conversion percentage.
- Michigan ranks second nationally and tied for the Big Ten lead (Illinois) with 10.7 tackles for loss per game.
- LB/CB Jabril Peppers is a threat in all three phases of the game. He leads the country averaging 3.2 tackles for loss per game, but is also a leading punt returner, ranking fourth in the nation and tops in the Big Ten averaging 21.6 yards per return. He returned a punt 54 yards for a touchdown last weekend and totaled 204 all-purpose yards.
- WR Amara Darboh ranks sixth in the nation and second in the Big Ten with four receiving touchdowns.

TOP PERFORMANCES - PENN STATE

Rushing

Evan Royster	29 for 150 yds, 2 TD ('10)
Evan Royster	18 for 174 yds, 1 TD ('08)
Ki-Jana Carter	26 for 165 yds ('94)
Stephen Pitts	17 for 164 yds ('95)

Passing

Christian Hackenberg	23-of-44 for 305 yds, 3 TD ('13)
Matt McGloin	17-of-28 for 250 yds, 1 TD ('10)
Zack Mills	19-of-31 for 264 yds, 1 TD ('02)
Zack Mills	21-of-38 for 244 yds ('01)
Kerry Collins	20-of-32 for 231 yds, 3 TD ('94)

Receiving

Brandon Felder	6 for 97 yds, 2 TD ('13)
Deon Butler	8 for 105 yds ('08)
Bryant Johnson	8 for 138 yds, 1 TD ('02)

TOP PERFORMANCES - MICHIGAN

Rushing

Devin Gardner	24 for 121 yds ('13)
Denard Robinson	27 for 191 yds, 3 TD ('10)
Brandon Minor	23 for 123 yds, 2 TD ('08)
Tyrone Wheatley	32 for 192 yds ('93)

Passing

Jake Rudock	25-of-38 for 256 yds, 2 TD ('15)
Devin Gardner	15-of-28 for 240 yds, 3 TD ('13)
John Navarre	27-of-41 for 244 yds, 2 TD ('02)
Brian Griese	24-of-46 for 323 yds ('95)

Receiving

Devin Funchess	4 for 112 yds, 2 TD ('13)
Braylon Edwards	7 for 66 yds, 2 TD ('02)
Marquise Walker	9 for 85 yds ('01)
Amani Toomer	7 for 157 yds ('94)

SERIES RECORD

Penn State and Michigan have met 19 times, all since Penn State joined the Big Ten in 1993. Michigan holds the upper hand in the all-time series, 12-7, with a 6-3 advantage in Ann Arbor. The Wolverines have claimed the last two meetings overall after Penn State had won the previous four. It is just the third trip to the Big House for the Nittany Lions since 2009. Four of the last five meetings between the teams in the facility have been decided by five points or less, with the exception being Penn State's last win there in 2009 (35-10).

Year	Site	Result
1993	Home	Michigan, 13-21
1994	Away	Penn State, 31-24
1995	Home	Penn State, 27-17
1996	Away	Penn State, 29-17
1997	Home	Michigan, 8-34
1998	Away	Michigan, 0-27
1999	Home	Michigan, 27-31
2000	Away	Michigan, 11-33
2001	Home	Michigan, 0-20
2002	Away	Michigan, 24-27 (OT)
2005	Away	Michigan, 25-27
2006	Home	Michigan, 10-17
2007	Away	Michigan, 9-14
2008	Home	Penn State, 46-17
2009	Away	Penn State, 35-10
2010	Home	Penn State, 41-31
2013	Home	Penn State, 43-40 (4 OT)
2014	Away	Michigan, 13-18
2015	Home	Michigan, 16-28

LAST MEETING

MICHIGAN SPOILS SENIOR DAY


Despite a White Out crowd of 107,418 for Senior Day, Penn State couldn't produce enough offense to topple Michigan in a 28-16 defeat. Christian Hackenberg threw for 137 yards with one touchdown pass. His lone touchdown toss was to Saeed Blacknall and pushed him into a tie atop Penn State's career passing touchdowns list with the 46th in his career. Hackenberg also became the first Nittany Lion quarterback to surpass the 8,000-yard passing mark, and in the process moved into the top spot on the career total yards ledger.

Brandon Bell grabbed an interception and forced his fourth career fumble, which eventually led to a 24-yard field goal from Tyler Davis. Malik Golden - wearing No. 9 to honor injured senior safety Jordan Lucas - posted eight stops. Marcus Allen also registered a career high in the tackles column with 12 stops.

Penn State scored first after Saquon Barkley broke off a 56-yard rush to move the Nittany Lions down to the Michigan 9, setting up a field goal. Michigan responded with a six-play, 73-yard drive that was capped by a 26-yard touchdown pass from Jake Rudock to Jake Butt.

The two teams remained scoreless until the 2:01 mark of the second quarter when Penn State logged its own six-play touchdown drive, this one covering 43 yards in 2:04. On third-and-6 from the UM 29-yard line, Hackenberg threw a pass into the right corner of the south end zone that Saeed Blacknall came back to and made the jumping catch to push Penn State back in front, 10-7.

The lead didn't last long, as Michigan marched 70 yards on seven plays to recapture the lead, 14-10, with under one minute to play in the opening half. A muffed punt by Penn State helped the Wolverines build a 21-10 lead with 6:07 left in the third quarter. Bell's sack-fumble of Rudock setup another field goal drive early in the fourth quarter. Another field goal pulled Penn State within five, but Michigan iced the win with a touchdown on their ensuing possession.



TEAM STATISTICS

	PSU	MICH
First Downs	14	19
Rushing Yards	70	87
Passing Yards	137	257
Passing (C-A-Int)	13-32-0	25-38-1
Total Offense	207	343
Plays	54	68
Fumbles (#-Lost)	1-1	2-1
Penalties (#-Yards)	3-30	13-117
Possession Time	33:22	26:38
3rd Down Conv.	3-14	7-14
Red-Zone	3-3	3-4
Touchdowns	2	4
Field Goals	3	1

GAME LEADERS

* Top performers from each school based on yardage.

PENN STATE

Rushing

Saquon Barkley	15 for 68 yds
Brandon Polk	1 for 5 yds

Passing

Christian Hackenberg	13-of-31 for 137 yds
	1 TD/0 INT

Receiving

Chris Godwin	3 for 51 yds
Saeed Blacknall	1 for 25 yds, TD

Tackles (U-A-Total)

Marcus Allen	4-8-12
Malik Golden	4-4-8

MICHIGAN

Rushing

De'Veon Smith	13 for 39 yds, TD
Jehu Chesson	1 for 20 yds

Passing

Jake Rudock	25-of-38 for 256 yds
	2 TD/1 INT

Receiving

Jehu Chesson	4 for 69 yds
Amara Darboh	7 for 68 yds, TD

Tackles (U-A-Total)

James Ross III	3-2-5, 2.0 TFL
Chris Wormley	1-4-5, 2.0 TFL

OTHER

Date	Nov. 21, 2015
Location	University Park, Pa.
Stadium	Beaver Stadium
Attendance	107,418
Time of Game	3:25
Penn State	7-4, 4-3 Big Ten
Michigan	9-2, 6-1 Big Ten

RECORD BREAKDOWN

Overall Record	2-1
Day Games	2-1
Night Games (6 p.m. or later)	0-0
TV Games	0-0
ABC	0-0
BTN	2-0
ESPN	0-1
Scoring First	1-0
Opponent Scoring First	1-1
Leading at the Half	2-0
Trailing at the Half	0-1
Tied at the Half	0-0
Leading after Third Qtr.	2-0
Trailing after Third Qtr.	0-1
Tied after Third Qtr.	0-0
Overtime Games	0-0
Scoring less than 20 pts.	0-0
Scoring 20-29 points	0-0
Scoring 30-39 Points	2-1
Scoring 40+ Points	0-0
Allowing 10 points or less	0-0
Allowing 11-20 points	1-0
Allowing 21-30 points	1-0
Allowing 31+ points	0-1
Rushing for less than 100 yds	0-1
Rushing for 100-199 yds	2-0
Rushing for 200-299 yds	0-0
Rushing for 300+ yds	0-0
Passing for less than 200 yds	0-0
Passing for 200-299 yds	2-0
Passing for 300-399 yds	0-1
Passing for 400+ yds	0-0
Totalling less than 300 yds total offense	0-0
300-399 yds of total offense	1-0
400-499 yds of total offense	1-1
500+ yds of total offense	0-0
Allowing less than 100 yds rushing	1-0
Allowing more than 100 yds rushing	1-1
Allowing less than 300 yds total offense	1-0
Allowing 300+ yds total offense	1-1
Having a 100-yd rusher	1-0
Having two 100-yd rushers	0-0
Not having a 100-yd rusher	1-1
Opp. having a 100-yd rusher	0-1
No turnovers	0-0
1-3 turnovers	1-0
3+ turnovers	1-1
No takeaways	0-0
1 or 2 takeaways	1-1
3 or more takeaways	1-0
More than 30:00 of possession	0-0
Less than 30:00 of possession	2-1

PENN STATE'S WINS VS. LOSSES (AVG.)

	Wins	Losses
Points Scored	67	39
First Downs	40	20
Total Offense	757	406
Rushing Yards	261	74
Passing Yards	496	332
Time of Possession	27:48	24:31
3rd Down Conv. Pct.	.300	.200
Points Allowed	40	42
Total Offense Allowed	603	432
Rushing Yds Allowed	188	341
Passing Yds Allowed	415	91

MICHIGAN NOTES

STORIED PROGRAMS MEET ON GRIDIRON

Penn State and Michigan are among the nation's premier football programs:

- Penn State and Michigan both rank among the top-10 programs in winning percentage and total victories in NCAA history.
- Four of the top-12 winningest programs in NCAA history are from the Big Ten.
- Penn State sits No. 8 in all-time victories (858) and No. 10 in winning percentage (.685).
- Michigan owns an NCAA-best 928 victories and ranks No. 2 in all-time winning percentage at .731.
- The Nittany Lions and Wolverines are also among the most ranked teams in NCAA history according to the AP poll.
- Michigan has spent 32 weeks ranked No. 1 in the AP Poll (11th all-time) and Penn State has earned the No. 1 ranking by the AP on 19 occasions (1-16th all-time). (Not including preseason rankings).
- Penn State's 589 weeks ranked among the AP Top-25 rank ninth all-time, while Michigan's 810 weeks rank second.

AP Poll statistics are since 1936

LARGEST STADIUMS IN AMERICA

- Michigan and Penn State boast the largest stadiums in the United States with a combined capacity of 214,173.
- Michigan Stadium (107,601) and Beaver Stadium (106,572), rank second and third in the world, respectively, in total capacity.
- Only Rungrado 1st of May Stadium in North Korea has a larger capacity, estimated to be either 114,000 or 150,000 by various sources.

PENN STATE-MICHIGAN CONNECTIONS

- Penn State senior G/C **Brian Gaia**, freshman DT **Elison Jordan** and Michigan senior FB Henry Poggi, all played at The Gilman School in Maryland. Poggi's father, Biff, is the school's head coach.
- Penn State senior WR **Gregg Garrity** and Michigan senior OL Patrick Kugler played together North Allegheny.
- Penn State sophomore CB **John Reid**, freshman LB **Joe Dumond** and Michigan sophomore OL Jon Runyan played together at St. Joseph's Prep.
- Penn State head coach **James Franklin**, special teams coordinator and RB coach **Charles Huff** and Assistant Athletics Director, Performance Enhancement **Dwight Galt** and Michigan defensive coordinator Don Brown were on the University of Maryland coaching staff together in 2009.
- Penn State alum Michael Zordich coaches the Michigan secondary. Zordich was All-American at safety in 1985.
- PSU alum NaVorro Bowman played for Michigan head coach Jim Harbaugh with the San Francisco 49ers.

PENN STATE IN 24TH BIG TEN SEASON

- The Nittany Lions begin their nine-game Big Ten slate on the road at Michigan.
- Penn State's next three games will be in Beaver Stadium, hosting non-divisional foe Minnesota (Oct. 1) and then hosting East Division foes Maryland (Oct. 8) and, following a bye week in yet another primetime clash, Ohio State (Oct. 22).
- Penn State will also host West Division member Iowa (Nov. 5) and Michigan State (Nov. 26).
- In addition to Michigan, the road slate includes a non-division matchup at Purdue (Oct. 29) and trips to Indiana (Nov. 12) and Rutgers (Nov. 19).
- After 106 years as an independent in football, Penn State began play in the Big Ten Conference in 1993 and is playing its 24th season in the conference. The Nittany Lions were Big Ten Champions in 1994, beating Oregon to win the 1995 Rose Bowl, and played USC in the 2009 Rose Bowl.

B1G OPENERS OVER THE YEARS

Here are some facts and figures about the Nittany Lions' 23 B1G opening games:

- Penn State owns an 11-12 record in Big Ten opening contests after defeating Rutgers in last season's B1G opener, 28-3.
- Penn State will be opening the Big Ten season on the road for the 15th time in its 24 seasons in the league. The Nittany Lions are 7-7 on the road.
- Penn State is opening against Michigan for the second time in program history. The first was in 2007, also in Michigan Stadium.
- Penn State has played Wisconsin more than any other team to open Big Ten play. The Nittany Lions and Badgers have met four times in B1G openers.
- The Nittany Lions have also played Illinois (3), Indiana (3), Iowa (3), Minnesota (3), Northwestern (1), Ohio State (3) and Rutgers (2) in Big Ten openers.

PENN STATE VS. BIG TEN

- Penn State owns a 191-98-3 mark against Big Ten Conference teams since the Nittany Lions first opposed Ohio State in 1912.
- The Nittany Lions began play as a member of the Big Ten Conference in 1993 and have a 113-71 mark.
- Prior to joining the conference, Penn State played 107 games vs. the current Big Ten alignment and was 79-25-3 in those games.

Opponent	Record	1st Meeting	Last Meeting
Illinois	18-5	1954	2015
Indiana	18-1	1993	2015
Iowa	13-12	1930	2012
Maryland	36-2-1	1917	2015
Michigan	7-12	1993	2014
Michigan State	14-15-1	1914	2014
Minnesota	8-5	1993	2013
Nebraska	7-9	1920	2013
Northwestern	13-6	1993	2015
Ohio State	13-18	1912	2015
Purdue	13-3-1	1951	2013
Rutgers	24-2	1918	2015
Wisconsin	8-9	1953	2013

COACH TO CURE MD

- This week the Penn State coaching staff will be wearing special arm patches in honor of the AFCA's Coach to Cure MD program. This is the ninth year coaches around the country join together to raise funding and awareness of Duchenne muscular dystrophy.
- Fans are encouraged to donate by texting "CURE" to 90999 or visiting www.CoachtoCureMD.org.
- Coach to Cure MD is a partnership between the American Football Coaches Association (AFCA) and Parent Project MD. The program has raised more than \$1.2 million over the last eight years. Last year, more than 10,000 coaches at 525 colleges participated.

POINTS ON THE BOARD

- The 106 points scored by Penn State through three games are the most by a Nittany Lion team since the 2008 squad put up 166 points in that span (Coastal Carolina - 66; Oregon State - 45; at Syracuse - 55).
- For the first time since 2008, the Nittany Lions scored 30 or more points in each of the first three games of the season. The 2008 team scored 30-plus in each of the first five games (Temple - 45; Illinois 22).
- The Nittany Lions last scored 30 or more points in three consecutive games in 2013 (Eastern Michigan - 45; UCF - 31; Kent State - 34).

CHUNK PLAYS

- Penn State's four longest plays from scrimmage this season came against Temple. They included a 55-yard touchdown run by **Saquon Barkley**, and pass completions from quarterback **Trace McSorley** to **Mike Gesicki** (52 yds), **Chris Godwin** (52 yds) and **DaeSean Hamilton** (45 yds).
- Penn State ranks tied for 14th in FBS with six plays of 40 or more yards.

See Long Plays, Page 44



RIVALRY RENEWED

Penn State has many long and storied rivalries on the gridiron. The Nittany Lions have played 18 teams 20 or more times in the 130-year history of the program.

- Michigan (Sept. 24) and Indiana (Nov. 12) are set to become the 19th and 20th teams Penn State has played at least 20 times. The Nittany Lions own an 18-1 record over the Hoosiers, while the Wolverines hold a 12-7 edge.
- Penn State owns a winning record against 15 of the 18 teams that they have met 20 or more times.
- Seven of the 18 teams are on the 2016 schedule; including Pitt (97 meetings), Temple (44), Maryland (37), Ohio State (31), Iowa (25), Rutgers (25) and Michigan State (30).
- Since 2012, Penn State has played or has a future meeting scheduled meeting with 11 of the 18 teams (all of the FBS teams except Navy). Those opponents include: Army (2015), Illinois (2014-15, '18), Iowa (2016-18), Pitt (2016-19), Syracuse (2012), Temple (2014-16) and West Virginia (2023-24), while the Lions will meet yearly with Big Ten East Division opponents Maryland, Michigan State, Ohio State and Rutgers.
- Thirteen of the 18 programs are currently members of NCAA Division I FBS. Bucknell, Lehigh and Penn are in NCAA Division I FCS, while Gettysburg and Lebanon Valley are Division III programs.

Team	Meetings	Record
Pitt	97	50-43-4
Syracuse	71	43-23-5
West Virginia	59	48-9-2
Penn ^	47	18-25-4
Temple	45	40-4-1
Maryland *	39	36-2-1
Bucknell ^	38	28-10
Navy	38	19-17-2
Ohio State *	31	13-18
Michigan State *	30	14-15-1
Gettysburg ^	28	27-0-1
Rutgers *	26	24-2
Army	26	14-10-2
Iowa *	25	13-12
Boston College	24	20-4
Lehigh ^	23	16-6-1
Illinois *	22	18-5
Lebanon Valley ^	20	20-0
...		
Indiana *	19	18-1
Michigan *	19	7-12

* - Current Big Ten team | ^ - Current Non-FBS university

WARTMAN-WHITE OUT FOR SEASON

- Senior linebacker **Nyeem Wartman-White** will miss the remainder of the 2016 season after suffering an injury against Temple Saturday.
- Wartman-White had a strong return after missing nearly all of the 2015 season with an injury. He had 14 tackles, including 3.5 tackles for loss and a half-sack. He also had two pass breakups.
- In 2014, Wartman-White ended the season as the team's second-leading tackler behind All-American Mike Hull. His 75 tackles in 2014 more than doubled his previous career high, with his 6.2 stops per game ranking 28th in the conference. He grabbed his first career interception at Indiana in 2014, helping secure the Nittany Lions victory, and added 3.5 TFLs.

B1G PASSING LEADER McSORLEY

- Sophomore quarterback **Trace McSorley** leads the Big Ten and ranks 20th in FBS with 828 passing yards. His average of 276.0 yards per game ranks second in the conference and 24th in the nation.
- His 64.4 percent completion percentage ranks 27th nationally and fourth in the Big Ten.
See National Nits on Page 13.
- McSorley has thrown for at least 209 yards in all three games this season, which are also his first three career starts.
- The last two Nittany Lion starting QBs have thrown for at least 200 yards in their first three career starts, as Christian Hackenberg totaled 278, 311 and 262 yards through the air, respectively, in his first three career starts in 2013.
- McSorley totaled 287 yards through the air on 18-of-24 passing against Temple to break 1,000 yards passing for his career (1,013).
- McSorley threw a 52-yard touchdown pass to **Chris Godwin** in the first quarter against Temple, which was the longest completion of McSorley's career. He tied his career long completion with a 52-yard strike to **Mike Gesicki** in the third quarter.
- On the ground, McSorley accounted for eight yards and netted his first career rushing touchdown in the second quarter.
- McSorley recorded his first career 300-yard passing game against Pitt with a career-high 332 yards - a total that ranks No. 13 on Penn State's single game passing charts.
- He became just the 12th quarterback in Penn State history to register a 300-yard passing game.
- It was the 30th 300-yard passing game in Penn State history.
- McSorley's 17-yard run in the second quarter was a career long.
- Against Kent State, McSorley rushed for 47 yards against Kent State, setting a career high. The total ranked second on the team only to **Saquon Barkley**.
- McSorley's rushing total was the most by a Penn State quarterback in a game since Kevin Newsome had 49 yards rushing against Eastern Illinois in 2009.
- McSorley was named Penn State's starting quarterback during the final week of preseason camp.
- McSorley saw his first career extended action last season after Christian Hackenberg left the TaxSlayer Bowl in the second quarter due to injury. He completed 14-of-27 passes for 142 yards and two touchdown passes and was selected as Penn State's TaxSlayer Bowl MVP.
- With the departure of all-time passing leader Christian Hackenberg, Penn State was one of 10 teams that did not have an FBS start at quarterback on its roster.
- The other teams were Arizona State, Arkansas, North Carolina, NC State, Rice, USC, Utah, UMass and Big Ten foe Wisconsin.

REBOUNDING AGAINST THE RUN

- Penn State's 38 rushing yards allowed against Temple were the fewest since limiting Illinois to 37 in 2015.

WINNINGEST PROGRAMS

In its 130th season of varsity football, Penn State has posted 858 victories to rank No. 8 in the nation. The Lions' success is not solely due to longevity though, as Penn State also ranks in the Top 10 in all-time winning percentage. As of Sept. 18, 2016.

TOTAL VICTORIES

1. Michigan (137)	Big Ten	928
2. Notre Dame (128)	Independent	900
3. Texas (128)	Big 12	888
4. Nebraska (127)	Big Ten	883
5. Ohio State (127)	Big Ten	878
6. Alabama (122)	SEC	867
7. Oklahoma (122)	Big 12	862
8. PENN STATE (130)	Big Ten	858
9. Tennessee (120)	SEC	823
10. USC (123)	Pac-12	814

WINNING PERCENTAGE (YEARS - MIN 25 IN D1)

1. Notre Dame (128)	Independent	.733
2. Michigan (137)	Big Ten	.731
3. Boise State (49)	Mountain West	.724
4. Ohio State (127)	Big Ten	.723
5. Oklahoma (122)	Big 12	.719
Alabama (122)	SEC	.719
7. Texas (124)	Big 12	.709
8. Nebraska (127)	Big Ten	.6995
9. USC (123)	Pac-12	.6991
10. PENN STATE (130)	Big Ten	.685
11. Tennessee (120)	SEC	.681
12. Florida State (70)	ACC	.680
13. Georgia Southern (53)	Sun Belt	.651
15. Georgia (123)	SEC	.6500
14. LSU (123)	SEC	.6499

THE ALL-TIME AP COLLEGE FOOTBALL POLL

The Associated Press released its "All-Time AP Poll" this summer. Its formula counted poll appearances (1 point), No. 1 rankings (2 points) and AP championships (10 points). The first poll was in 1936. Entering 2016, Penn State has been ranked 589 times (53.4% of all polls), have been voted No. 1 19 times and won two AP National Championships.

1. Ohio State	Big Ten	1,112
2. Oklahoma	Big 12	1,055
3. Notre Dame	Independent	1,042
4. Alabama	SEC	993
5. USC	Pac-12	974
6. Nebraska	Big Ten	901
7. Michigan	Big Ten	894
8. Texas	Big 12	822
9. Florida State	ACC	714
10. Florida	SEC	674
11. LSU	SEC	655
12. PENN STATE	Big Ten	647
13. Miami	ACC	642
14. Tennessee	SEC	624
15. Georgia	SEC	572
16. Auburn	SEC	570
17. UCLA	Pac-12	535
18. Texas A&M	SEC	477
19. Michigan State	Big Ten	443
20. Washington	Pac-12	430
21. Arkansas	SEC	412
22. Clemson	ACC	411
23. Pittsburgh	ACC	356
24. Wisconsin	Big Ten	336
25. Iowa	Big Ten	329

AT THE START

Opponent	Coin Toss	Choice	PSU 1st Drive	Opponent 1st Drive	Game Captains
KENT STATE	KSU won	Defer - PSU received	3-and-out	3-and-out	Brandon Bell, Brian Gaia, Von Walker
at Pittsburgh	PSU won	Receive	Punt	Touchdown	Brandon Bell, Brian Gaia, Von Walker
TEMPLE	TEM won	Defer - PSU received	Punt	3-and-out	Brian Gaia, Von Walker
at Michigan					
MINNESOTA					
MARYLAND					
OHIO STATE					
at Purdue					
IOWA					
at Indiana					
at Rutgers					
MICHIGAN STATE					

HONORS & AWARDS

SAQUON BARKLEY, RUNNING BACK

Maxwell Award Preseason Watch List (Nat'l Player of the Year)
Doak Walker Award Preseason Watch List (Top RB)
Rotary Lombardi Preseason Watch List (Top Skill & Discipline)
Big Ten Preseason Honors List
Dante Hall Watch List (Top Off./ST Player under 6-0)

JASON CABINDA, LINEBACKER

Bednarik Award Preseason Watch List (Nat'l Def. Player of the Year)
Butkus Award Preseason Watch List (Top LB)
Lott IMPACT Trophy Watch List (Def. Player of the Year on and off the field)

MIKE GESICKI, TIGHT END

Butkus Award Preseason Watch List (Top TE)

CHRIS GODWIN, WIDE RECEIVER

Maxwell Award Preseason Watch List (Nat'l Player of the Year)
Biletnikoff Award Preseason Watch List (Top WR)

NYEEM WARTMAN-WHITE, LINEBACKER

Butkus Award Preseason Watch List (Top LB)

BARKLEY OFF AND RUNNING

Sophomore running back **Saquon Barkley** is poised to have another standout season for Penn State.

- Barkley ran for 68 yards against Temple, moving him into the No. 31 spot on Penn State career rushing chart with 1,334 yards. He passed Akeel Lynch (1,318, 2013-15) and Gary Brown (1,321, 1987-90) in the game.

See Records Watch on Page 23.

- Barkley broke off the longest touchdown run of his career with his 55-yard scoring run. His previous long was a 16-yard TD rush against Rutgers in 2015.
- Barkley's six rushing touchdowns in the first three games of the season are the most by a Penn State player since Evan Royster had six scores in the first three games of the 2008 season.
- Barkley's seven combined offensive touchdowns (6 rushing, 1 receiving) are the most by a Nittany Lions since Lydell Mitchell had eight in 1971. Mitchell opened the season with four rushing touchdowns and one receiving touchdown vs. Navy; one rushing TD and one receiving TD vs. Iowa and one rushing TD vs. Air Force.
- His six rushing touchdowns on the season are the most in the Big Ten and rank fifth in FBS.
- Barkley's 14.0 points per game are tied for fifth in the nation and lead the Big Ten entering Week 4.

See National Nits on Page 16.

- At Pitt, Barkley posted his first career five touchdown game with four rushing and one receiving.
- Barkley's 30 points at Pitt are tied for fourth place in Penn State history (fifth occasion).
- The last Nittany Lion with 30 points was Ki-Jana Carter vs. Michigan State in 1994.
- Barkley's 30 points are the most by a Big Ten player since Melvin Gordon had 30 tallies against Bowling Green in 2014.
- Barkley's four rushing touchdowns are the most by a Nittany Lion since Larry Johnson had four vs. Michigan State in 2002.
- Barkley's 40-yard TD catch and run in the third quarter was his longest career reception.
- Barkley totaled 105 yards rushing in the season opener against Kent State.
- It was his sixth 100-yard game of his career, moving him into a tie with Bob Campbell (1966-68) and Rodney Kinlaw (2007) for the 17th-most in school history.
- Barkley last had a 100-yard game in the 2015 regular season finale at Michigan State.
- Barkley is coming off one of the most prolific seasons by a freshman running back in Penn State history.

See Sensational Saquon on Page 11.

FEWEST SENIORS

Penn State is once again among schools with the fewest number of senior-eligible players.

- Penn State's current team breaks down to 51 freshmen, 26 sophomores, 28 juniors and 12 seniors.
- However, Penn State is down to 11 healthy seniors, as **Nyeem Wartman-White** was lost for the season due to injury during the Temple game in Week 3.
- Only Kentucky entered the season with as few as 11 seniors.
- The Lions' 12 seniors entering the season ranked tied for the second-fewest in FBS with Baylor. The Lions had 13 seniors on last year's team, which ranked as the ninth fewest.

2016 FBS Seniors Total

Kentucky	11
Penn State	12
Baylor	12
Minnesota	13
Old Dominion	13
Florida	13
Marshall	13
Wake Forest	13
NC State	13
Massachusetts	13
TCU	14
Wisconsin	14
USC	14

INJURY BUG HITS LINEBACKER U

- Penn State's starting linebacker trio of **Jason Cabinda**, **Nyeem Wartman-White** and **Brandon Bell** have all been impacted by injuries.
- Wartman-White has been ruled out for the rest of the season.
- The trio has missed a combined 4 1/4 games in the first three weeks:
 - Jason Cabinda - 2 games
 - Brandon Bell - 1.5 games
 - Nyeem Wartman-White - 0.75 games
- After Wartman-White went down in the first quarter against Temple, none of the three linebackers were available against the Owls.
- Sophomore **Manny Bowen** made his first career start in place of Cabinda at Pitt. He has nine tackles, including seven solo, 2.0 for loss and a sack in three games and two starts this season.
- Sophomore **Jake Cooper** made his second career start in place of Bell against Temple. He has made seven tackles.
- Bell was Penn State's leading tackler through the first two games. His 24 career starts rank tied for third on the team.
- Cabinda and Wartman-White were both named to the 2016 Butkus Award Watch List prior to the season. The award, named in honor of legendary linebacker Dick Butkus, annually recognizes the nation's top collegiate linebacker.
- Cabinda and Wartman-White entered the season vying to become the first Nittany Lion to earn the honor since Paul Posluszny in 2005. LaVar Arrington also won the award in 1999, and five have previously been named finalists: Shane Conlan (1986), Andre Collins (1989), Brandon Short (1999), Posluszny (2006) and Dan Connor (2007).
- Cabinda garnered All-Big Ten honorable mention accolades and was an ECAC first team All-Star as a sophomore. Starting all 13 games, Cabinda led the team and was 15th in the Big Ten with 7.7 tackles per game. He had three games with 10 or more tackles last season after entering 2015 with a career high of eight tackles during his freshman season in 2014.

SMITH STEPS UP

- Originally a walk-on, junior LB **Brandon Smith** made a career-high eight tackles against Temple, after having just one career stop entering the game. Smith also added his first career tackle-for-loss, a combined stop with **Torrence Brown** in the fourth quarter.
- Entering the game, Smith had played three defensive snaps (all in 2016) and 44 total snaps in his career.
- He was on the field for 57 defensive and 11 special teams snaps against Temple.

STOPS BEHIND THE LINE

- Penn State has picked up where it left off in the tackles for loss category, ranking 11th in the nation and third in the Big Ten entering Week 4 averaging 9.3 per game.
- Junior DT **Parker Cothren** posted a career high 2.5 tackles-for-loss to lead Penn State to eight total against Temple.
- Led by a career-high 3.0 TFLs from LB **Nyeem Wartman-White**, Penn State totaled nine at Pitt.
- Penn State registered 10 against Kent State in the season opener.
- The 10 TFLs ranked 15th in the country and second in the Big Ten during Week 1.
- In 2015, Penn State ranked sixth in FBS and topped the Big Ten with 8.2 tackles for loss per game. The 106 total TFLs were the most since 2007 (120).

GESICKI GAINS IN NEW OFFENSE

- Against Temple, tight end **Mike Gesicki** caught two passes for a career-high 62 yards, including a career-long 52-yard grab in the third quarter.
- Gesicki made a career-high four catches at Pitt, breaking his mark of three set against Kent State.
- Against Kent State, Gesicki matched his career high of three catches, set a then-career high of 49 yards and caught his second career touchdown pass.



DEEP THREAT DEPTH

- Wide receivers **Chris Godwin** (111) and **DaeSean Hamilton** (138) are just the second Penn State group to total 100 or more career receptions at the same time.
- The only other group in program history to do it was Derrick Williams, Deon Butler and Jordan Norwood (all played 2005-08).
- Hamilton became the 13th Nittany Lion to reach the 100-reception milestone with two catches against Ohio State in 2015. Godwin's seven receptions in the 2016 season opener against Kent State pushed him over the century mark.
- Godwin (1,642) and Hamilton (1,620) flip-flopped on the Penn State career receiving yards list and rank 14th and 15th, respectively.
- They are one of five active career 1,500-yard receiving duos in FBS.

Receivers	Team/Total
Taywan Taylor (2,848)	WKU
Nicholas Norris (2,127)	4,975 yards
Gabe Marks (2,801)	Washington State
River Cracraft (2,114)	4,915 yards
Trent Taylor (2,798)	Louisiana Tech
Carlos Henderson (1,582)	4,380 yards
Keevan Lucas (2,354)	Tulsa
Josh Atkinson (1,728)	4,082 yards
Ryan Switzer (2,016)	North Carolina
Mack Hollins (1,502)	3,518 yards
Chris Godwin (1,642)	Penn State
DaeSean Hamilton (1,620)	3,262 yards
Hasaan Henderson (1,693)	Nevada
Jerico Richardson (1,524)	3,217 yards

See Records Watch on Page 23.

TARGETING GODWIN

- With seven catches against Temple, WR **Chris Godwin** moved into 10th all-time on the Penn State career receptions list with 112 receptions, passing Tony Johnson (107, 2000-03), current Penn State assistant coach Terry Smith (108, 1988-91), Kenny Jackson (109, 1980-83) and Bryant Johnson (110, 1999-2002).
- Godwin recorded his seventh career 100-yard receiving game and first of the season with 117 yards. He logged five 100-yard efforts in 2015 and had more than 100 yards in the 2014 Pinstripe Bowl.
- With 117 receiving yards, Godwin moved his career total to 1,642 yards, which ranks No. 14 on Penn State's all-time list.
- Godwin caught his first TD pass of the season in the first quarter, giving him eight career touchdown grabs.
- Godwin now has at least one catch in 28-of-29 career games and has at least four catches in 15 of his last 17 games.
- His 73.3 yards receiving per game ranks 10th in the Big Ten, while his 6.0 completions per game rank him second in the conference and 30th in FBS.

See National Nits on Page 16.

- In 2015, Godwin became just the third player in school history to register 1,000 receiving yards in a season, joining Allen Robinson (2012, 2013) and Bobby Engram (1994, 1995) as the players to accomplish the feat. It was Penn State's fifth 1,000-yard performance in a season.
- Godwin is just the sixth player in program history to have 60 catches in a season, ranking fourth on the season receptions list with 69.
- Godwin finished second on Penn State's all-time season receiving yards list with 1,101 in 2015.
- Godwin finished the season ranked 25th in FBS and second in the Big Ten in receiving yards per game (84.7) and finished 49th in FBS and fifth in the Big Ten in receptions per game (5.3).

O-LINE LEADS AMONG CAREER STARTS

- Penn State returned 91 career starts along the o-line to enter the season, ranking the unit as the 17th most experienced in FBS, and the second most experienced in the Big Ten (Michigan, 115).
- **Brian Gaia** leads the unit and is tied with wide receiver **DaeSean Hamilton** for most career starts on the Nittany Lions at 28.

See Career Starts on Page 16.

SPECIAL TEAMS

- Penn State has seen year-over-year improvement on special teams.
- Against Temple, Penn State did not allow any kickoff yards or punt return yards for the first time since Oct. 2, 2010 at Iowa.
- The Nittany Lions are holding opponents to an average punt return of 1.0 yard after yielding an average of 6.8 yards last season. Only three of 14 punts have been returned this season.
- Led by **Blake Gillikin**, Penn State is averaging 44.3 yards per punt after averaging 39.3 last season.
- **Tyler Davis** is perfect on five field goal attempts and 11 PATs.
- **Joey Julius** has 16 touchbacks on 21 kickoffs after posting 22 on 53 kickoffs last season. He kicked six into the end zone against Temple.

KNOCK ON WOOD

- Junior K **Tyler Davis** is one of 18 kickers perfect on field goal attempts this season. Davis is one of six who have been perfect on five or more attempts.
- Davis owns the second-longest active made field goals streak in FBS:
Consecutive Made Field Goals (Active)
17 - Matt Anderson, California
13 - Tyler Davis, Penn State
12 - Drew Brown, Nebraska
12 - Austin Jones, Temple
11 - Cole Netten, Iowa State
- Davis kicked a pair of field goals, including a season long of 40, and matched his career high with four extra points against Temple.
- He is now 13-for-13 for his career on field goal tries and 22-for-22 on extra points for a 35-for-35 start to his career, which is the best in Nittany Lion history since at least 1970
- Davis took over starting place kicking duties late last season and went 8-for-8 on field goals.
- Davis did not play a snap of football in high school, as the former high school soccer standout and two-year member of the U.S. Soccer Development Academy was a highly-touted recruit and even named the *Chicago Sun-Times* Player of the Year as a junior. He went on to play at Bradley University, appearing in 12 contests as a freshman in 2013, scoring the game-winning, golden goal in his first career game.

GILLIKIN'S SKY

- True freshman punter **Blake Gillikin** earned starting punting duties and has been one of the top punters in the country through the first two weeks.
- He is averaging 44.3 yards per punt on 14 punts to rank 18th in the nation and third in the Big Ten.

See National Nits on Page 16.

- His career-long punt of 69 yards at Pitt is the second-longest of any FBS punter so far this season. Nevada's Alex Boy has a 71-yard punt.
- The 69-yard punt ranks as the second-longest by a Penn State freshman (Anthony Fera, 74, 2010.) It was Penn State's longest punt since Anthony Fera had a 69-yard punt vs. Purdue in 2011.
- Gillikin punted six times in the opener against Kent State with an average of 47.0 yards per punt, including a long of 58 yards.
- Just two games into his freshman campaign, Gillikin already owns two of the five-longest punts by Penn State freshmen (69, 2nd and 58, 4th).

See Records Watch on Page 23.

- He is the third true freshman starting punter for PSU since 1946, joining Ralph Giacomarro (1979) and **Daniel Pasquariello** (2014).
- His 47.0 game average in the season-opener at Kent State is fourth among freshmen in Penn State history and best among true freshmen.
49.0 (2 punts) - Anthony Fera vs. Michigan, 2010
48.8 (5 punts) - Chris Gulla vs. Akron, 2014
48.7 (6 punts) - Jeremy Kapinos vs. BC, 2003
47.0 (6 punts) - Blake Gillikin vs. Kent State, 2016

SENSATIONAL SAQUON

BARKLEY BREAKS 1,000

- Despite missing 2.5 games to injury and only receiving one carry in the season opener, **Saquon Barkley** led the Lions with 1,076 rushing yards in 11 games played, a Penn State freshman record.
- Barkley turned in his fifth 100-yard rushing performance of the season at Michigan State with 103 yards to break D.J. Dozier's freshman season record of 1,002 set in 1983.
- Barkley is the 43rd Nittany Lion to break 1,000 career yards rushing.
- He finished 16th on Penn State's season rushing yardage list.
- Barkley is just one of 11 Big Ten running backs to rush for 1,000 yards in his freshman season in the past 20 seasons.

B1G RBs with 1,000+ yards Rushing as Freshmen

Saquon Barkley	Penn State	2016
Justin Jackson	Northwestern	2014
James White	Wisconsin	2010
P.J. Hill	Wisconsin	2006
Tyrell Sutton	Northwestern	2005
Mike Hart	Michigan	2004
Laurence Maroney	Minnesota	2003
Maurice Claret	Ohio State	2002
Anthony Davis	Wisconsin	2001
Ron Dayne	Wisconsin	1996
Sedrick Irvin	Michigan State	1996

BARKLEY COLLECTS PRESEASON HONORS

- Barkley was among the 10 players named to the Big Ten preseason honors list, as selected by the conference's media members.
- Barkley has also been named to the Maxwell Award (National Player of the Year), Doak Walker Award (nation's top running back) and Rotary Lombardi (top skill & discipline player) watch lists.

See Honors & Awards on Page 10.

- Barkley broke the Penn State freshman (true or redshirt) record with 1,076 yards, surpassing the mark set by D.J. Dozier (1,002) in 1983. Barkley's 1,076 yards place him 16th on Penn State's season rushing chart and 40th in program history in career rushing yards. Barkley scored seven rushing touchdowns (eight overall) to tie Dozier's record for rushing scores by a freshman and had five 100-yard rushing games to equal Dozier's rookie mark.
- For his efforts, Barkley was named All-Big Ten second team, Freshman All-America by Football Writers Association of America (FWAA), Sporting News and USA Today, ECAC Rookie of the Year and Big Ten Freshman of the Year by the Big Ten Network.
- He finished 34th in FBS and third in the Big Ten with 97.8 rushing yards per game, which was skewed by having just one carry in the season opener versus Temple and missing nearly three quarters in the San Diego State game. Barkley also ranked 34th in FBS and fourth in the Big Ten in yards per carry (5.9) and was second among true freshmen running backs.
- Barkley tallied 194 rushing yards at then-No. 1 Ohio State, becoming just the second back to rush for more than 175 yards at Ohio State since 2000, joining Indiana's Tevin Coleman (228; 2014).
- With his performances against Buffalo (115 yds.) and Rutgers (195 yds.), Barkley became the first Penn State player to have back-to-back games with a 100-yard rushing quarter since Larry Johnson in 2002 (Indiana and Michigan State).

Big Ten Preseason Honorees

EAST DIVISION

Jabrill Peppers, Jr., LB/DB, Michigan
Malik McDowell, Jr., DL, Michigan State
J.T. Barrett, Jr., QB, Ohio State
Raekwon McMillan, Jr., LB, Ohio State
Saquon Barkley, So., RB, Penn State

WEST DIVISION

C.J. Beathard, Sr., QB, Iowa
Desmond King, Sr., DB, Iowa
Justin Jackson, Jr., RB, Northwestern
Anthony Walker Jr., Jr., LB, Northwestern
Corey Clement, Sr., RB, Wisconsin



@PennStateFBall



PSUfball

2016

PSUnvaled.com

GoPSUsports.com

COMMUNITY SERVICE

LIFT FOR LIFE A SUCCESS

- Penn State football student-athletes have raised more than \$84,000 for rare disease research and patient programs since July.
- Donations to the Penn State chapter of Uplifting Athletes and Lift for Life will remain open until September 30. Fans can track the live total or donate by visiting the chapter's fundraising site at give.upliftingathletes.org/psulift2016 or by sending a donation to PJ Mullen, Director of Player Development and Community Relations at 201 Lasch Football Building, University Park, Pa 16802.
- Nearly \$1.2 million has been raised in the battle against rare diseases by Penn State Uplifting Athletes since the inaugural Lift for Life was held in 2003. The inaugural event raised just under \$13,000.
- Founded by Penn State Football teammates Scott Shirley, Dave Costlow and Damone Jones in 2003, Lift for Life has benefitted cancer research and the rare disease community. The event is organized by Penn State Football Uplifting Athletes. Penn State football team members serving as 2016 Uplifting Athletes officers are: defensive end **Garrett Sickels**, president/director of operations; offensive lineman **Ryan Bates**, director of player relations for underclassmen; linebacker **Jason Cabinda**, co-director of player logistics; offensive lineman **Tom Devenney**, secretary; quarterback **Trace McSorley**, co-director of player logistics; and offensive lineman **Andrew Nelson**, treasurer. Additionally, linebacker **Brandon Bell**, safety **Joe Berg**, offensive lineman **Brian Gaia**, wide receiver **Gregg Garrity**, cornerback **Grant Haley** and offensive lineman **Charlie Shuman** will serve on the executive committee.
- A nonprofit organization founded in 2007, Uplifting Athletes inspires the rare disease community with hope through the power of sport. A rare disease is one that affects fewer than 200,000 Americans and typically lacks financial incentive to make and market new treatments. With a network of university chapters run by current college football student-athletes that spans all major conferences, Uplifting Athletes has had an economic impact of more than \$400 million on the rare disease community. For more information about Uplifting Athletes, visit www.upliftingathletes.org.
- The Uplifting Athletes Chapters are: Penn State, Arizona, Colgate, Illinois, Penn, Northern Arizona, Northwestern, Princeton, Syracuse, Baylor, Florida State, Maryland, Notre Dame, St. Francis (Pa.), Boston College, Fordham, Nebraska, South Carolina, Washington, Clemson, NC State, Stony Brook and Georgia Tech. Each chapter is inspired by patients from approximately 7,000 rare diseases (such as ALS, Aplastic Anemia, Castleman's Disease, cystic fibrosis, Ehlers-Danlos, Ewing's Sarcoma, Fanconi Anemia, Kidney Cancer, Leukemia, MS, Neuroblastoma, pediatric brain cancer etc.).

LIONS BRING SMILES TO HERSHEY

- When a football player walks through a door, chances are he will be the strongest and toughest person in the room. But that was not the case in July. Approximately 100 members of the team and head coach James Franklin visited with several of the young patients at the Penn State Hershey Children's Hospital.
- Three bus loads made the two-hour trek across central Pennsylvania for a third consecutive year. After a rousing welcome, the Lions were able to bring smiles to the faces of many young fans as they spread out in smaller groups throughout the hospital.
- "Honestly, [the trip] makes my year," said senior defensive lineman **Evan Schwan**. "I always say, this trip and the Athlete Hour we have at THON are my favorite times of the year. Just seeing the smiles that we can put on these kids faces, even if it just makes them happy for a little bit, because they are going through so much stuff."
- Several groups of players visited with patients in their rooms in various sections of the hospital. Other groups spent time engaging with patients in the Tree House Cafe where they signed autographs, played games and helped with arts and crafts projects.

STEPPING ON TO THE FIELD

- Sophomore DE **Torrence Brown** made his first career start, giving Penn State nine first-time starters in 2016
- Sophomore wide receiver **DeAndre Thompkins** and sophomore linebacker **Manny Bowen** made their first career starts at Pitt.
- The following six players were first time-starters against Kent State: OG **Ryan Bates**, QB **Trace McSorley**, DE **Evan Schwan**, DT **Kevin Givens**, DT **Parker Cothren**, P **Blake Gillikin**.
- True freshman linebacker **Cameron Brown** made his first career appearance, becoming the fourth true freshman to play for Penn State this season
- The following 19 players made their first career appearances for Penn State against Kent State: DT **Tyrell Chavis**, G **Ryan Bates**, DE **Ryan Buchholz**, WR **Irvin Charles**, DT **Kevin Givens**, G/C **Steven Gonzalez**, TE/H **Jonathan Holland**, T **Sterling Jenkins**, WR **Juwan Johnson**, S **Jarvis Miller**, DE **Shareef Miller**, DT **Ryan Monk**, RB **Andre Robinson**, QB **Tommy Stevens**, CB **Garrett Taylor**, DT **Robert Windsor**, P **Blake Gillikin**, C/G **Connor McGovern**, RB **Miles Sanders**.
- Of the 20 players making their debut, 15 were redshirt freshmen and four were true freshman (Gillikin, McGovern, Sanders, Brown).

WILD DOGS RELOADING

- Penn State led the nation in sacks a year ago but lost three defensive linemen to the NFL. However, several Nittany Lions are stepping up to fill the void.
- Junior DE **Torrence Brown** has forced fumbled in each of the last two games. In his first career start against Temple, he forced a fumble. The previous week against Pitt, he made a career high six tackles, including 2.0 for loss and also forced his first career fumble.
- Junior DT **Parker Cothren** posted a career-high seven tackles, 2.5 tackles-for-loss and tied his career high with an assisted sack.
- Ironically enough, the very first game without the missing pieces resulted in a feat not accomplished since 2011, as seven different Nittany Lions totaled seven sacks.
- The total ranked tied for first in the nation with Stanford after the opening week.
- Penn State last registered seven sacks in a game at Northwestern in 2011.
- Defensive end **Shareef Miller** led the backfield attack against Kent State with two sacks in his very first game.
- Miller's second sack forced a 3rd-and-long and senior LB **Brandon Bell** grabbed the third interception of his career on the very next play.
- In addition to his sacks, Miller also had a career-high five tackles.
- Redshirt freshman DT **Kevin Givens** made his debut and had a career-high three tackles.
- Redshirt freshman DE **Ryan Buchholz** had the first sack of his career.
- Senior DE **Evan Schwan** tied a career high with four tackles in his first collegiate start. He had four last season vs. Buffalo.
- Sophomore DT **Antoine White** had a career-high five tackles. He previously had three tackles on two occasions, the last time vs. San Diego State last year.

REID TAKING AND RETURNING

- CB **John Reid** has takeaways in each of the last two weeks and remains among the leaders in punt returns, averaging 8.8 yards per return to rank fourth in the Big Ten.
- Against Temple, Reid sealed the Penn State victory with an interception in the final seconds.
- Reid's 59-yard punt return in the first quarter at Pitt was a career long and the longest punt return for the Nittany Lions since Derrick Williams' 63-yard return for a TD at Wisconsin in 2008. It setup Penn State's first touchdown drive of the game.
- Reid also made his second career fumble recovery at Pitt, returning it four yards to the Pitt 11 in the fourth quarter to setup another short Penn State TD drive.

THOMPKINS BREAKING OUT

- Sophomore WR **DeAndre Thompkins** is having a break out season. He has enjoyed back-to-back, career-high three-catch games.
- He set career highs for receptions (3) and receiving yards (87) at Pitt, highlighted by a one-handed, over the shoulder 39-yard catch deep in Pitt territory that setup a touchdown run. Thompkins also made a 34-yard reception on fourth-and-16 during Penn State's final drive, moving Penn State into Pitt territory.
- Thompkins entered the season with three career grabs for 33 yards. He now has seven catches for 166 yards this season.
- His average of 23.7 yards per reception ranks 15th in the nation and second in the Big Ten.
See National Nits on Page 13.
- Of his seven career receptions, four have been for 30 or more yards. In addition to his two against Pitt, he caught a 39-yard pass against Kent State and a 31-yard pass against Illinois in 2015.

TAKEAWAYS

- Sophomore cornerback **John Reid**'s first interception of the season against Temple marked the fourth straight game with an interception by Penn State.
- Penn State last had four consecutive games with an interception last season: at Maryland (3), 10/24; Illinois (1), 10/31; at Northwestern (1), 11/7; and Michigan (1), 11/14.
- Penn State had at least one interception and one fumble recovery in its first two games. It is the first time since 2012 (at Virginia and vs. Navy) that Penn State has had back-to-back games with both a pick and fumble recovery.
- Sophomore CB **Amani Oruwariye** notched the first interception and first touchdown of his career early in the third quarter against Kent State.
- Prior to Oruwariye's 30-yard return, the last Penn State interception return for a touchdown was in 2014, when Grant Haley returned an interception 30 yards for a score against Temple.
- Senior LB **Brandon Bell** pulled in his third career interception to end the third quarter against Kent State.
- Senior S **Malik Golden** hauled in his second career interception at Pitt.
- Junior S **Marcus Allen** forced the third fumble of his career and recovered the second of his career in the second quarter against Kent State. It led to a touchdown.
- Junior **Torrence Brown** forced his first career fumble at Pitt and sophomore CB **John Reid** recovered it, setting up a touchdown drive.

HOME SWEET HOME

With a 273-72 all-time record in Beaver Stadium, PSU boasts the eighth-best winning percentage (.791) in its current home venue amongst current FBS schools, and leads the Big Ten. Ohio State ranks 10th overall with a 425-111-20 (.782) mark in Ohio Stadium, which was built in 1922. Only Alabama (.820) and Oklahoma (.808) boast a higher winning percentage than Penn State in a facility older than Beaver Stadium.

School	Stadium Name (Opened)	Rec	Win %
1. Baylor	McLane Stadium (2014)	12-2	.857
2. Marshall	Joan C. Edwards Stadium (1991)	149-27	.847
3. Ga. Southern	Paulson Stadium (1984)	185-34	.845
4. Boise State	Albertsons Stadium (1970)	249-53	.825
5. Houston	TDECU Stadium (2014)	14-3	.824
6. Alabama	Bryant-Denny Stadium (1929)	246-53-3	.820
7. Oklahoma	Gaylord Family-Oklahoma Memorial Stadium (1923)	381-85-15	.808
8. Penn State	Beaver Stadium (1960)	273-72	.791
9. Auburn	Jordan-Hare Stadium (1939)	307-81-7	.786
10. Ohio State	Ohio Stadium (1922)	425-111-20	.782

LEFTOVERS FROM PITT

- The 39 points scored by Penn State against Pitt were the most in a loss in program history. The previous mark was 35 against Iowa in a 2002 overtime game.
- The combined 81 points are the most in a Penn State-Pitt game.
- The 69,983 in attendance marked the largest crowd ever at a city of Pittsburgh sporting event.



@PennStateFBall



PSUFBall

2016

PSUnvaled.com

GoPSUsports.com

TAKING ON THE NEIGHBORS

- For the second consecutive year, Penn State is playing five FBS teams that are within a 250-mile drive (based on Google Maps from stadium to stadium). Prior to last season, Penn State had not played five FBS teams within the 250-mile radius since 1992, the season prior to joining the Big Ten.
- The only FBS teams Penn State had not played since 2012 within the radius were Pitt and West Virginia. Penn State played the first of a four-game series against Pitt Sept. 10 and the Mountaineers are on Penn State's schedule in 2023 and 2024. The last time Penn State did not play any of its nearest neighbors was 2005.
- Since joining the Big Ten in 1993, Penn State is 33-4 against FBS teams within 250 miles.
- All-time, Penn State is 280-111-17 against its current FBS regional foes.
- Penn State will play four nearby teams in each of the next three seasons.
- Penn State is facing Pitt and Temple in the same season for the first time since 1997.

Distance	Team	Last Played	Result
139 Miles	Pittsburgh	Sept. 10, 2016	L, 39-42
181 Miles	West Virginia	Oct. 24, 1992	W, 40-26
198 Miles	Temple	Sept. 5, 2015	L, 10-27
198 Miles	Navy	Sept. 15, 2012	W, 34-7
199 Miles	Maryland	Oct. 24, 2015	W, 31-30
204 Miles	Buffalo	Sept. 12, 2015	W, 27-14
205 Miles	Kent State	Sept. 4, 2016	W, 33-13
224 Miles	Rutgers	Sept. 19, 2015	W, 28-3
230 Miles	Syracuse	Aug. 31, 2013	W, 23-17
250 Miles	Army	Oct. 3, 2015	W, 20-14

Bold italics indicates 2016 opponent

STINGY DEFENSE AT HOME

- In Beaver Stadium, the Penn State defense has held 11 of its last 13 opponents to less than 300 yards of total offense.
- Temple was able to buck the trend on its final drive, totaling 324 yards of total offense.
- In Penn State's season opener against Kent State, as the Golden Flashes were limited to 279 yards and no offensive touchdowns.
- Penn State has held Kent State without an offensive touchdown in at least the last four times that they have met (box score from 1965 is unavailable, but PSU won 21-6). In 2003, Kent State scored a touchdown on a defensive fumble recovery in the end zone. In 2010 and 2013, Penn State shut out the Golden Flashes.
- Penn State held Kent State scoreless in the second half in the most recent game, grabbing two interceptions (1 for TD) and recording six sacks. On the Golden Flashes' seven second half possessions, Penn State forced three 3-and-outs and grabbed two interceptions.

LIONS UNDER THE LIGHTS

After playing two games at night in 2015, Penn State will play at least three this season.

- Penn State and Ohio State are scheduled for their eighth primetime clash since 2005 and will be in primetime for a fifth consecutive year.
- This year marks the ninth time since 2000 that Penn State will play multiple night games in the same season (Ohio State, Iowa, at Rutgers).
- This season marks the 16th consecutive season Penn State will play at least one regular season night game.
- Penn State has a 42-29 record in night games, going 10-10 at home, 20-12 on the road, 1-1 at regular season neutral sites and 11-6 in bowl games.
- The Lions' night games over the past 15 seasons include: Ohio State and Rutgers (2015), Boston College (Pinstripe Bowl), Ohio State, Michigan and Rutgers (2014); Ohio State, Michigan and UCF (2013); Iowa and Ohio State (2012); Northwestern (2011); Alabama, Iowa and Michigan (2010); Iowa (2009); Illinois, Wisconsin and Ohio State (2008); Notre Dame, Ohio State and Texas A&M (2007), Michigan (2006), Illinois, Ohio State and Florida State (2005), Minnesota and Boston College (2004), Nebraska (2002 and '03), Miami (Fla.) (2001) and Indiana (2000).
- On Oct. 12, 2013, the Nittany Lions claimed the longest game in Big Ten history when they edged Michigan under the lights, 43-40, in front of a sellout Beaver Stadium crowd of 107,844 on Homecoming.

BLACKNALL GOES DEEP

- Sophomore wide receiver **Saeed Blacknall** led the Nittany Lions with an average of 31.0 yards per reception on eight catches in 2015, and opened the 2016 season with a 21-yard reception.
- Blacknall turned a short pass into a 59-yard reception at Michigan State to set a career long and was Penn State's longest completion of the season.
- Blacknall hauled in his second career touchdown with a 25-yard ball from Christian Hackenberg to give Penn State a 10-7 lead over Michigan in the second quarter.

1,000 BY GROUND & IN THE AIR

- Wide receiver **Chris Godwin** and running back **Saquon Barkley** combined to accomplish a feat that only two other duos have in program history as they each surpassed the 1,000-yard marks in their respective positions last season.
- The pair is the third Nittany Lion tandem to have 1,000 yards receiving and 1,000 yards rushing in Penn State history, joining Allen Robinson and Zach Zwinak (2012) and Bobby Engram and Ki-Jana Carter (1994).
- Godwin had 69 catches for 1,101 yards, while Barkley rushed 182 times for 1,076 yards.
- Only two teams in the Big Ten (Penn State and Indiana) and 20 squads nationally touted a 1,000-yard receiver and a 1,000-yard rusher in 2015.
- Only seven schools are returning their 1,000-yard rusher and receiver, and Penn State, Virginia Tech and Indiana are the only schools to do it with both underclassmen:

Team	WR	RB
Penn State	Chris Godwin (So.) 1,101 rec.	Saquon Barkley (Fr.) 1,076 rush
Boise State	Thomas Sperbeck 1,412 rec.	Jeremy McNichols 1,337 rush
Indiana	Simmie Cobbs Jr. (So.) 1,035 rec.	Devine Redding (So.) 1,012 rush
N. Illinois	Kenny Golladay 1,129 rec.	Joel Bouagnon 1,285 rush
Virginia Tech	Isaiah Ford (So.) 1,164 rec	Travon McMillen (Fr.) 1,042 rush
W. Kentucky	Taywan Taylor 1,467 rec.	Anthony Wales 1,091 rush
W. Michigan	Corey Davis 1,436 rec. Daniel Braveman 1,377 rec.	Jamauri Bogan 1,051 rush

OVERTIME OVER TIME

College football introduced overtime during the bowl season in 1995 and adopted the system for regular season games in 1996.

- Since then, Penn State has played 11 overtime games, including six over the 2012-14 seasons.
- Penn State did not have overtime game in 2015, marking the first season without extra time since an overtime drought from 2007-11.
- Seven of the 11 overtime tilts have come at home, two in true road games, one in the 2006 Orange Bowl and one in the 2014 Pinstripe Bowl.
- Their first two overtime contests came vs. Iowa in 2000 and 2002 at home.
- The Nittany Lions dropped their first three contests that went to the extra period, but won five straight overtime contests before falling to Nebraska on Nov. 23, 2013.
- Penn State's all-time overtime games:

Date	Opponent	Score
11/4/00	IOWA (2OT)	L, 23-26
9/28/02	IOWA	L, 35-42
10/12/02	at Michigan	L, 24-27
1/3/06	vs. Florida State (3OT) ¹	W, 26-23
10/7/06	at Minnesota	W, 28-27
11/24/12	WISCONSIN	W, 24-21
10/22/13	MICHIGAN (4OT)	W, 43-40
11/2/13	ILLINOIS	W, 24-17
11/23/13	NEBRASKA	L, 20-23
10/25/14	OHIO STATE (2OT)	L, 24-31
12/27/14	vs. Boston College ²	W, 31-30

1 - Orange Bowl, 2 - Pinstripe Bowl

NATIONAL NITS

Below is a list of Penn State players that rank among the top-100 individuals and top-50 teams in the most recent season statistical rankings. *Rankings listed NCAA/Big Ten Statistics current as of Sept. 18, 2016*

- S Marcus Allen
 - Forced Fumbles - 0.33 (46/8)
 - Fumbles Recovered - 1 (16/2)
- RB Saquon Barkley
 - All-Purpose - 114.7 (70/6)
 - Points Responsible For - 42 (37/5)
 - Points Responsible For Per Game - 14.0 (51/9)
 - Rush Yards Per Carry - 5.1 (71/6)
 - Rushing Touchdowns - 6 (5/1)
 - Rushing Yards - 258 (44/4)
 - Rushing Yards Per Game - 86.0 (49/9)
 - Scoring - 14.0 (5/1)
- DE Torrence Brown
 - Forced Fumbles - 0.67 (5/2)
- K Tyler Davis
 - Field Goal Percentage - 1.000 (1/1)
 - Field Goals Per Game - 1.67 (19/5)
 - Scoring - 8.7 (7/12)
- TE Mike Gesicki
 - Yards Per Reception - 17.6 (78/10)
- WR Chris Godwin
 - Receiving Yards - 220 (59/6)
 - Receiving Yards Per Game - 73.3 (66/10)
 - Receptions Per Game - 6.0 (30/2)
- S Malik Golden
 - Interceptions Per Game - 0.3 (66/13)
- P Blake Gillikin
 - Punting - 44.3 (18/3)
- QB Trace McSorley
 - Completion Percentage - .644 (27/4)
 - Completions Per Game - 19.3 (36/3)
 - Passing Efficiency - 151.9 (37/7)
 - Passing TDs - 4 (65/5)
 - Passing Yards - 828 (20/1)
 - Passing Yards Per Game - 276.0 (24/2)
 - Passing Yards Per Completion - 14.3 (19/3)
 - Points Responsible For - 32 (75/9)
 - Points Responsible For Per Game - 10.7 (89/13)
 - Total Offense - 288.7 (30/2)
 - Yards Per Pass Attempt - 9.2 (18/3)
- DE Shareef Miller
 - Sacks - 2.0 (67/11)
- CB Amani Oruwariye
 - Interceptions Per Game - 0.3 (66/13)
- CB John Reid
 - Combined Kick Returns - 115 (81/9)
 - Fumbles Recovered - 1 (16/2)
 - Interceptions Per Game - 0.3 (66/13)
 - Punt Returns - 8.8 (37/4)
- RB Miles Sanders
 - Combined Kick Returns - 117 (76/8)
 - Kickoff Returns - 23.4 (44/7)
- S Nick Scott
 - Combined Kick Returns - 112 (84/10)
 - Kickoff Returns - 22.4 (54/10)
- WR Deandre Thompkins
 - Yards per Reception - 23.7 (15/2)
- TEAM
 - 4th Down Conversion Pct - .750 (29/4)
 - Completion Percentage - .644 (26/5)
 - Fewest Penalties - 16 (35/8)
 - Fewest Penalties Per Game - 5.3 (19/6)
 - Fewest Penalty Yards - 152 (50/8)
 - Fewest Penalty Yards Per Game - 50.7 (44/7)
 - Passes Had Intercepted - 2 (40/9)
 - Passing Offense - 276.0 (31/2)
 - Passing Yards Per Completion - 14.3 (23/3)
 - Sacks Allowed - 1.67 (49/8)
 - Scoring Offense - 35.3 (50/7)
 - Team Passing Efficiency - 152.0 (41/7)
 - 3rd Down Conversion Defense - .286 (27/7)
 - First Downs Defense - 48 (38/7)
 - Fumbles Recovered - 2 (42/4)
 - Net Punting - 39.8 (39/5)
 - Passes Intercepted - 4 (16/3)
 - Passing Yards Allowed - 168.7 (23/2)
 - Punt Return Defense - 1.0 (15/2)
 - Team Sacks - 3.3 (17/3)
 - Team Tackles for Loss - 9.3 (11/3)
 - Total Defense - 345.0 (46/6)
 - Turnovers Gained - 6 (26/3)

CLASSROOM SUCCESS

CONTINUING ACADEMIC TRADITION

- The Penn State football team continued to excel in the classroom during the 2015 fall semester with a record 56 squad members earning at least a 3.0 grade-point average.
- This marked the fifth consecutive semester (including summer sessions) the Nittany Lions have had more than 50 student-athletes with a 3.0 GPA or better.
- The 56 Lions with a 3.0 GPA or higher surpasses the mark of 55 set by the 2008 fall semester for the most 3.0s in a semester in program history.
- A total of 23 Nittany Lions posted a 3.5 GPA or higher in the fall semester, with 19 earning Dean's List recognition for having 3.5 GPA or higher with 12 credits earned in undergraduate work.
- The Nittany Lion freshmen were impressive in the fall semester with 14 posting a 3.0 or higher.
- Overall, 51 football student-athletes own a 3.0 cumulative GPA or higher after the fall semester, with 21 posting a 3.5 cumulative GPA or higher.
- The fall semester also saw 45 student-athletes improve their cumulative GPA since the 2015 spring semester.
- Additionally, 23 Nittany Lions earned Academic All-Big Ten recognition last fall.

DEGREES ON THE WALL

- Eight Penn State student-athletes have earned their undergraduate degrees already and are now working on graduate degrees.
- They are: G/C **Derek Dowrey** (journalism/telecommunications), G/C **Brian Gaia** (business management/labor and employment relations), S **Malik Golden** (telecommunications/journalism), WR **Cody Hodgins** (exercise science), C **Wendy Laurent** (economics/labor and employment relations), DE **Evan Schwan** (economics), LB **Nyeem Wartman-White** (telecommunications/journalism) and (SN) **Tyler Yazujian** (security and risk analysis).
- Yazujian was named to the CoSIDA Academic All-America second team last season.
- Penn State ranks in a tie for the 13th highest total of graduate students in the country.

Team	Grads
Virginia	15
Pittsburgh	13
Georgia Southern	11
Illinois	11
Northwestern	11
Temple	11
West Virginia	11
Iowa State	10
Middle Tennessee	10
Alabama	9
Kansas	9
Michigan State	9
Penn State	8
Baylor	8
Cincinnati	8
Minnesota	8
Syracuse	8
Arkansas	7
Arizona State	7
East Carolina	7
New Mexico	7

SEASON NOTES

TEAM CAPTAINS

Seniors **Brandon Bell**, **Brian Gaia** and **Von Walker** were voted team captains for the season by their teammates. Walker is a team captain for the second consecutive year, becoming the eighth two-time captain in program history.

- Bell started 11 games last season and finished third on the team with 12.5 tackles for loss and 5.5 sacks. He also ranked sixth in the Big Ten and 32nd nationally in forced fumbles (3; 0.25 fipg). Bell opened the season on a strong note with seven tackles and a team-high 2.5 TFL against Temple. He had nine tackles in the win over Rutgers and turned in a stellar performance with his second career interception and first career fumble recovery to go along with five tackles and a sack against Michigan. Bell ended the year with a game-high 11 tackles in the TaxSlayer Bowl against Georgia.
- Gaia was the only offensive lineman to start every game last season. For his final season in the Blue & White, he is moving into the center position. Gaia has blocked for Penn State's record-setting quarterback Christian Hackenberg, as well as Penn State freshman rushing record holder Saquon Barkley. Hackenberg became the first player in program history to throw for 8,000 yards, while Barkley became just the second Penn State freshman rusher to break the 1,000-yard mark. Gaia has started 25 games in the last two seasons since moving from the defensive side of the ball after his redshirt freshman season. Gaia is a three-time Academic All-Big Ten selection.
- Walker earned a scholarship in April 2015 after two seasons as a walk-on, including a move from running back to linebacker during 2014 spring practice. Walker appeared in 13 games last season and made two starts. He tied for fifth on the team with seven special teams tackles, including a team-best six on punt coverage. Overall, Walker made 10 stops (six solo) with a forced fumble and a blocked kick. He has also excelled in the classroom, earning Academic All-Big Ten honors last year.

Penn State Two-Time Captains

George Linsz (1887, 1888)
 Bob Higgins (1917, 1919)
 Bas Gray (1924, 1925)
 Mike Reid (1968, 1969)
 Steve Smear (1968, 1969)
 Paul Posluszny (2005, 2006)
 Christian Hackenberg (2014, 2015)
Von Walker (2015, 2016)

EIGHT BOWL TEAMS HIGHLIGHT SCHEDULE

- The Nittany Lions will face eight teams that participated in a bowl game during the 2015 campaign.
- Michigan bested Florida, 41-7, in the Buffalo Wild Wings Citrus Bowl; Minnesota defeated Central Michigan, 21-14, in the Quick Lane Bowl; and Ohio State topped Notre Dame, 44-28, in the Fiesta Bowl.
- Michigan State earned the No. 3 seed in the College Football Playoff and lost to Alabama, 38-0, in the Cotton Bowl.
- Pitt fell to Navy, 44-28, in the Military Bowl; Temple dropped a 32-17 decision to Toledo in the Marmot Boca Raton Bowl; Iowa lost to Stanford, 45-16, in the Rose Bowl; and Indiana suffered an overtime loss to Duke, 44-41, in the New Era Pinstripe Bowl.
- The Lions' slate features five teams that won at least 10 games in 2015, including three teams with 12 wins.

NINE GAME BIG TEN SLATE RETURNS

- The 2016 season marks the return of a nine-game Big Ten Conference schedule.
- Penn State and the other members of the East Division will host five conference home games in 2016 and even-numbered years, while teams from the West Division will host five conference home games during odd-numbered years.
- As a result of the nine-game conference schedule and the Big Ten's schedule rotation, every student-athlete will have the opportunity to play against every other team in the conference at least once during a four-year period.
- The Big Ten is returning to a nine-game conference schedule for all teams for the first time since the 1983 and 1984 seasons.

TRIO NAMED TO PLAYER OF THE YEAR WATCH LISTS

- Sophomore running back **Saquon Barkley** and junior wide receiver **Chris Godwin** are among the candidates for the Maxwell Award for the National Player of the Year, while junior linebacker **Jason Cabinda** is a nominee for the Bednarik Award for the National Defensive Player of the Year.
- Penn State is tied for the national lead among all colleges and universities with its seven Maxwell Award winners. The Nittany Lions' four Bednarik Award recipients are the most of any school in the nation.
- The Maxwell Award, named in honor of Robert W. "Tiny" Maxwell, has been given to America's College Player of the Year since 1937. Maxwell's contributions to the game of football were extensive, including time as a player, a sportswriter and an official.
- The Bednarik Award has been presented to the College Defensive Player of the Year since 1995. Chuck Bednarik, former standout at Penn and with the Philadelphia Eagles, is a member of both the College Football Hall of Fame's Class of '69 and the NFL Hall of Fame's Class of '67.
See Honors & Awards on Page 10.

GODWIN ON BILETNIKOFF WATCH LIST

- Junior wide out **Chris Godwin** was named to the Biletnikoff Award preseason watch list by The Tallahassee Quarterback Club (TQC) Foundation, Inc.
- The Biletnikoff Award annually recognizes the outstanding receiver in college football. Any player, regardless of position (wide receiver, tight end, slot back, and running back) who catches a pass is eligible for the award. As such, the Biletnikoff Award recognizes the outstanding receiver, not merely outstanding wide receiver.
- Bobby Engram was the inaugural award winner in 1994 and is the only Penn Stater to claim the honor.
See Honors & Awards on Page 10.

GESICKI ON MACKKEY WATCH LIST

- Junior tight end **Mike Gesicki** is among the candidates for the 2016 John Mackey Award, which is given annually to the most outstanding collegiate tight end. The award is named after NFL Hall of Fame member John Mackey, who is considered to be the best to have played the tight end position.
- Gesicki is the veteran of the Penn State tight end corps after appearing in 25 of 26 games in his career. As a sophomore, he had 13 catches for 125 yards and a touchdown. He averaged 10.4 yards per game. Gesicki pulled in a career-high three catches for 14 yards against Buffalo and hauled in a 33-yard touchdown catch against Army.
- In 2014, Gesicki made 11 catches for 114 yards and was named to the BTN.com Big Ten All-Freshman team.
See Honors & Awards on Page 10.

ALL-BIG TEN RETURNERS

- Offensively, running back **Saquon Barkley** was selected to the All-Big Ten second team by the coaches and media in 2015, while wide receiver **Chris Godwin** was a second team pick by the media and third team selection by the coaches. Wide out **DaeSean Hamilton** also garnered All-Big Ten honorable mention accolades from the media.
- Defensively, safety **Marcus Allen**, linebacker **Jason Cabinda** and cornerback **Grant Haley** return after garnering honorable mention accolades.

FORTY LETTERWINNERS RETURN

- Penn State returns 40 lettermen from last year's TaxSlayer Bowl squad – 19 on defense, 16 on offense, and five on special teams.
- Of the 40, 31 have starting experience – 12 on defense, 14 on offense and five on special teams.
- The Nittany Lions lost the services of 19 lettermen – nine on defense and 10 on offense.



SIXTEEN STARTERS RETURNING

- The Nittany Lions return 16 starters – eight on offense, five on defense and three on special teams.
- Fifteen additional Penn Staters have starting experience – six on offense, seven on defense and two on special teams.
- Among the returning starters are Freshman All-American running back **Saquon Barkley**, All-Big Ten second team selection **Chris Godwin** and All-Big Ten honorable mention choices **Marcus Allen**, **Jason Cabinda**, **Grant Haley** and **DaeSean Hamilton**.

PENN STATE NUMBER CHANGES

Several Nittany Lions are wearing new numbers in 2016, including **Irvin Charles** (11), **Desi Davis** (38), **Jan Johnson** (36), **Jarvis Miller** (9), **Ryan Monk** (91), **Nick Scott** (4), **Zach Simpson** (64) and **Tommy Stevens** (2).

NITTANY LION POSITION CHANGES

The Penn State players who are playing new positions in 2016 are: **Curtis Cothran** (DE to DT), **Kevin Givens** (DE to DT), **Nick Scott** (RB to S) and **Johnathan Thomas** (RB to LB).

HOME SUCCESS

With six victories in seven home games last season, the Nittany Lions enjoyed their best home season since 2008 when they went 7-0. The Lions started 6-0 at home for the fourth time since 2000 (2005, 2007, 2008, 2015).

ANOTHER SELLOUT FOR PENN STATE'S UNRIVALED STUDENT SECTION

- The Penn State Student Section presented by The Apartment Store sold out more than 21,200 tickets, highlighted by the junior and sophomore classes that sold out in less than an hour.
- Student tickets have consistently sold out for four decades, showing the passion and dedication of Penn State students year-in and year-out.
- More than 21,200 student football season tickets were to become part of what ESPN The Magazine called "The Nation's No. 1 Student Section."

SEATS FOR SERVICEMEMBERS

- Active duty, Guard and Reserve military, veterans, and fallen and Gold Star families are now able to apply online for free donated tickets to the Penn State -- Iowa game on Saturday, Nov. 5 as part of the Seats for Servicemembers program.
- In its fifth year, the program honors the commitment and sacrifices of veterans, families and loved ones by providing tickets at no cost to active and retired Servicemembers, as well as a complimentary pregame tailgate at Bryce Jordan Center. Penn State supporters, alumni, and business donations have graciously made this possible.
- Made possible by Penn State supporters, 7,500 tickets will be available for military members and veterans, their families and loved ones to request here to sign up for free tickets on a first-come, first-served basis to the Nov. 5 game.
- All active duty, Guard and Reserve military, veterans, and fallen and Gold Star families are eligible to redeem one complimentary ticket for themselves and three additional complimentary seats for immediate family members. Additionally, all qualifying individuals are eligible to purchase up to five additional tickets for a discounted rate of just \$35 per person. There will be 7,500 tickets available to be distributed at this point -- all sign-ups are simply requests until confirmed via email by Penn State Athletics.
- Supporters can still purchase Seats for Servicemembers tickets that will be distributed to military by clicking here or calling 1-800-NITTANY, Monday -- Friday between 8 a.m. and 5 p.m. Tickets for the Seats for Servicemembers program are \$35 per Servicemember.
- Penn State hosted 8,000 military members for the game against Army West Point last season.

NITTANY LIONS GREATS ON HALL BALLOT

- First-team All-Americans Kerry Collins, D.J. Dozier and Steve Wisniewski have been selected for the national ballot for the National Football Foundation's College Hall of Fame Class of 2017. They have an opportunity to join 18 former Nittany Lion players and five Penn State coaches who have been inducted into the Hall.
- Also on the Hall of Fame ballot is former Nittany Lion student-athlete Glenn Killinger, who is among the candidates for the divisional coach Class of 2017. Killinger was inducted into the Hall of Fame as a player in 1966.
- Linebacker Shane Conlan was inducted into the Hall in 2014 and running back Curt Warner was enshrined in the Hall of Fame in 2010. Late head coach Joe Paterno was inducted in 2007. They are Penn State's most recent Hall of Fame inductees. Former Nittany Lion Bill Bowes will be enshrined on Dec. 6, 2016 as a coach for his career at New Hampshire.
- The 2017 College Football Hall of Fame Class will be announced on January 6, 2017 in Tampa, Florida in conjunction with the College Football Playoff. Irving, Texas.
- A total of 75 players and six coaches from the Football Bowl Subdivision are on the 2017 ballot.
- Collins helped Penn State earn a 40-9 record from 1991-94 and was instrumental in the Nittany Lions earning a 22-2 overall mark (14-2 conference) during their first two years in the Big Ten Conference. The recipient of the 1994 Maxwell Award as the National Player of the Year, he helped Penn State win three New Year's Day bowl games: the 1992 Fiesta, 1994 Citrus and 1995 Rose Bowls.
- A tailback, Dozier matriculated to Happy Valley from Virginia Beach, Virginia and earned first-team All-America honors from the Walter Camp Football Foundation in 1986. Dozier is the only Nittany Lion to lead the team in rushing four consecutive seasons, doing so from 1983-86. He ranks fifth on the school career rushing yardage list with 3,227 yards, scoring 25 touchdowns and averaging 5.2 yards per attempt. Dozier gained 1,002 yards as a freshman and tallied 811 yards and scored 10 touchdowns as a senior and one of the instrumental players on the Nittany Lions' 12-0 squad.
- Wisniewski was a three-year starter at guard for the Nittany Lions who would go on to become an All-Pro lineman in the NFL. He was one of two sophomores to start on the 1986 National Championship team and he opened holes for two first-team All-America running backs, Blair Thomas (1987) and Dozier (1986). One of just four Penn State offensive linemen to earn a pair of first-team All-America honors, he was recognized in 1988 by the American Football Coaches (AFCA) and repeated All-America accolades from Sporting News. A 1988 team captain, Wisniewski is one of just two offensive linemen to earn Penn State's team MVP honor since its creation in 1978.

COACHING STAFF NOTES**NEW FACES & PLACES ON THE SIDELINE**

- Head Coach **James Franklin** added offensive coordinator and quarterbacks coach **Joe Moorhead**, offensive line coach **Matt Limegrover** and co-defensive coordinator and safeties coach **Tim Banks** to the coaching staff in the off-season.
- Franklin also made adjustments within the coaching staff. **Brent Pry** moves to associate head coach, defensive coordinator and linebackers coach; cornerbacks coach **Terry Smith** serves as the assistant head coach; **Sean Spencer** remains the defensive line coach and adds the title of run game coordinator; and **Ricky Rahne** takes over as the tight ends coach.
- Moorhead brings 18 years of collegiate coaching experience to Penn State, including the last four as Fordham's head coach.
- Limegrover comes to Happy Valley with 25 years of collegiate coaching experience, including the last five seasons at Minnesota as the offensive coordinator and offensive line coach.
- Banks joins the Nittany Lions after spending the last four seasons at Illinois as the co-defensive coordinator and secondary coach.

FRANKLIN TABBED FOR ALMA MATER'S HALL OF FAME

- Penn State head coach **James Franklin** has been selected to the East Stroudsburg Athletic Hall of Fame as a member of the 2016 class. Franklin was a standout quarterback for the Warriors.
- Franklin and the other members of the class will be honored on October 15, 2016 as part of ESU's Homecoming Weekend activities.
- In addition to other ceremonies, Franklin and the rest of the Hall of Fame class will be recognized during halftime of the Warriors' home football game vs. Kutztown, which kicks off at 7:05 p.m. and will be televised as the NCAA Division II game of the week by the American Sports Network.
- Franklin was a four-year letterman at quarterback and a two-time All-PSAC selection at East Stroudsburg. He set seven school records as a senior to earn team MVP honors and was a Harlon Hill Trophy nominee as the NCAA Division II Player of the Year.
- Among the season records Franklin set were for total offense (3,128 yards), passing yards (2,586) and touchdown passes (19). He graduated having broken or tied 23 school records.

MOORHEAD TABBED FOR ALMA MATER'S HALL OF FAME

- Penn State offensive coordinator and quarterbacks coach **Joe Moorhead** has been selected to the Fordham Athletic Hall of Fame as a member of the 2017 class. Moorhead was a standout quarterback for the Rams and then returned to serve as head coach for four seasons. Moorhead and the other members of the class will be honored on April 22, 2017 at 583 Park, during the Inaugural Fordham Athletics Gala.
- Moorhead was a three-year starting quarterback and team captain as a senior for the Rams. He was a second-team All-Patriot League selection in 1995 after finishing 13th in the FCS in total offense. Moorhead graduated with school season and career records for completions and passing yards.
- Moorhead returned to Fordham as a head coach where he led the Rams to a 38-13 record in four seasons.

PENNSYLVANIA TIES

- The Penn State coaching staff is deeply rooted in Pennsylvania, with half of the 10-man coaching staff originally hailing from the Keystone state.

Central PA

- Defensive Coordinator **Brent Pry** - Altoona

Eastern PA

- Head Coach **James Franklin** - Langhorne

Western PA

- Offensive Line **Matt Limegrover** - Pittsburgh
- Offensive Coordinator **Joe Moorhead** - Pittsburgh
- Cornerbacks **Terry M. Smith** - Aliquippa



OFFENSIVE STARTERS

OPPONENT	LT	LG	C	RG	RT	TE	QB	RB	WR (X)	WR (H)	WR (Z)
KENT STATE	Mahon	Bates	Gaia	Dowrey	Nelson	Gesicki	McSorley	Barkley	Godwin	Hamilton	Blacknall
at Pittsburgh	Mahon	Bates	Gaia	Dowrey	Nelson	Gesicki	McSorley	Barkley	Godwin	Hamilton	Thompkins
TEMPLE	Mahon	Bates	Gaia	Dowrey	Nelson	Gesicki	McSorley	Barkley	Godwin	Hamilton	Thompkins
Michigan											
MINNESOTA											
MARYLAND											
OHIO STATE											
at Purdue											
IOWA											
at Indiana											
at Rutgers											
MICHIGAN STATE											

DEFENSIVE STARTERS

OPPONENT	DE	DT	DT	DE	SLB	MLB	WLB	CB	FS	SS	CB
KENT STATE	Schwan	Givens	Cothren	Sickels	Bell	Cabinda	Wartman-White	Reid	Allen	Golden	Haley
at Pittsburgh	Schwan	Givens	Cothren	Sickels	Bell	Wartman-White	Bowen	Reid	Allen	Golden	Haley
TEMPLE	Brown	Givens	Cothren	Sickels	Cooper	Wartman-White	Bowen	Reid	Allen	Golden	Campbell
at Michigan											
MINNESOTA											
MARYLAND											
OHIO STATE											
at Purdue											
IOWA											
at Indiana											
at Rutgers											
MICHIGAN STATE											

CAREER STARTS

Player	'13	'14	'15	'16	Total	Player	'13	'14	'15	'16	Total
Hamilton (WR)	-	13	12	3	28	Blacknall (WR)	-	1	3	1	5
Gaia (G)	-	12	13	3	28	Reid (CB)	-	-	2	3	5
Bell (LB)	1	10	11	2	24	Walker (LB)	-	1	2	0	3
Wartman-White (LB)	8	12	1	3	24	Polk (WR)	-	-	3	0	3
Nelson (T/G)	-	13	8	3	24	Givens (DT)	-	-	-	3	3
Mahon (G/T)	-	9	11	3	23	Bates (G)	-	-	-	3	3
Marcus Allen (S)	-	7	12	3	22	McSorley (QB)	-	-	-	3	3
Godwin (WR)	-	3	11	3	17	Cothren (DT)	-	-	-	3	3
Cabinda (LB)	-	1	13	1	15	Schwan (DE)	-	-	-	2	2
Sickels (DE)	-	-	12	3	15	Campbell (CB)	-	1	-	1	2
Haley (CB)	-	-	11	2	13	Cooper (LB)	-	-	1	1	2
Gesicki (TE/H)	-	1	8	3	12	Bowen (LB)	-	-	-	2	2
Palmer (T)	-	-	11	0	11	Thompkins (WR)	-	-	-	2	2
Dowrey (G)	-	1	5	3	9	Mark Allen (RB)	-	-	1	0	1
Barkley (RB)	-	-	6	3	9	Apke (S)	-	-	1	0	1
Laurent (C)	-	3	5	0	8	Scott (S)	-	-	1	0	1
Golden (S)	-	-	4	3	7	Brown (DE)	-	-	-	1	1



DEPTH CHART

OFFENSE

Wide Receiver (X)

12 Chris Godwin (6-1, 205, Jr./Jr.)
 84 Juwan Johnson (6-4, 213, So./Fr.)
 31 Gordon Bentley (6-0, 198, Sr./Jr.)

Tight End/H-Back

88 Mike Gesicki (6-6, 252, Jr./Jr.)
 89 Tom Pancoast (6-3, 235, Sr./Jr.)
 18 Jonathan Holland (6-4, 245, So./Fr.)

Left Tackle

70 Brendan Mahon (6-4, 320, Sr./Jr.)
 73 Paris Palmer (6-7, 300, Sr./Sr.)
 71 Will Fries (6-6, 295, Fr./Fr.)

Left Guard

52 Ryan Bates (6-4, 305, So./Fr.)
 55 Wendy Laurent (6-2, 297, Gr./Sr.)
 62 Michal Menet (6-4, 296, Fr./Fr.)

Center

72 Brian Gaia (6-3, 295, Gr./Sr.)
 55 Wendy Laurent (6-2, 297, Gr./Sr.)
 64 Zach Simpson (6-3, 292, So./Fr.)

Right Guard

53 Derek Dowrey (6-3, 323, Gr./Sr.)
 66 Connor McGovern (6-5, 310, Fr./Fr.)
 57 Steven Gonzalez (6-4, 334, So./Fr.)

Right Tackle

59 Andrew Nelson (6-6, 306, Sr./Jr.)
 77 Chasz Wright (6-7, 343, Jr./So.)
 60 Noah Beh (6-6, 300, Jr./So.)

Wide Receiver (H)

5 DaeSean Hamilton (6-1, 205, Sr./Jr.)
 10 Brandon Polk (5-9, 175, So./So.)
 19 Gregg Garrity (5-10, 170, Sr./Sr.)

Wide Receiver (Z)

3 DeAndre Thompkins (5-11, 190, Jr./So.)
 11 Irvin Charles (6-4, 219, So./Fr.)

Quarterback

9 Trace McSorley (6-0, 205, Jr./So.)
 2 Tommy Stevens (6-4, 218, So./Fr.)
 7 Jake Zembiec (6-3, 205, Fr./Fr.)

Running Back

26 Saquon Barkley (5-11, 223, So./So.)
 6 Andre Robinson (5-9, 216, So./Fr.)
 8 Mark Allen (5-6, 181, Jr./So.)
 24 Miles Sanders (5-11, 205, Fr./Fr.)

DEFENSE

Defensive End

19 Torrence Brown (6-3, 257, Jr./So.)
 OR
 94 Evan Schwan (6-6, 263, Gr./Sr.)
 48 Shareef Miller (6-5, 255, So./Fr.)

Defensive Tackle

30 Kevin Givens (6-1, 275, So./Fr.)
 93 Antoine White (6-2, 290, Jr./So.)
 56 Tyrell Chavis (6-3, 298, Jr./Jr.)

Defensive Tackle

41 Parker Cothren (6-4, 295, Sr./Jr.)
 54 Robert Windsor (6-4, 305, So./Fr.)
 91 Ryan Monk (6-1, 290, So./Fr.)

Defensive End

90 Garrett Sickels (6-4, 260, Sr./Jr.)
 97 Ryan Buchholz (6-6, 270, So./Fr.)
 46 Colin Castagna (6-4, 253, So./So.)

Will Linebacker

33 Jake Cooper (6-1, 230, So./So.)
 43 Manny Bowen (6-1, 220, So./So.)
 31 Cameron Brown (6-5, 215, Fr./Fr.)

Middle Linebacker

47 Brandon Smith (6-0, 228, Sr./Jr.)
 33 Jake Cooper (6-1, 230, So./So.)
 36 Jan Johnson (6-2, 216, So./Fr.)

Sam Linebacker

43 Manny Bowen (6-1, 220, So./So.)
 7 Koa Farmer (6-1, 222, Jr./So.)
 25 Von Walker (5-11, 213, Sr./Sr.)

Boundary Cornerback

29 John Reid (5-10, 191, So./So.)
 1 Christian Campbell (6-1, 194, Jr./Jr.)
 17 Garrett Taylor (6-0, 193, So./Fr.)

Free Safety

2 Marcus Allen (6-2, 202, Jr./Jr.)
 28 Troy Apke (6-1, 206, Jr./Jr.)
 9 Jarvis Miller (6-2, 205, So./Fr.)

Strong Safety

6 Malik Golden (6-0, 205, Gr./Sr.)
 4 Nick Scott (5-11, 200, Jr./So.)
 9 Jarvis Miller (6-2, 205, So./Fr.)

Field Cornerback

15 Grant Haley (5-9, 185, Jr./Jr.)
 21 Amani Oruwariye (6-1, 201, Jr./So.)
 12 Jordan Smith (5-10, 185, Sr./Sr.)

SPECIAL TEAMS

Punter

93 Blake Gillikin (6-2, 182, Fr./Fr.)
 92 Daniel Pasquariello (6-1, 197, Jr./Jr.)
 37 Chris Gulla (6-1, 196, Sr./Jr.)

Kicker

95 Tyler Davis (5-11, 180, Sr./Jr.)
 99 Joey Julius (5-10, 258, Jr./So.)
 90 Alex Barbir (5-9, 195, Fr./Fr.)

Kick Offs

99 Joey Julius (5-10, 258, Jr./So.)
 95 Tyler Davis (5-11, 180, Sr./Jr.)
 90 Alex Barbir (5-9, 195, Fr./Fr.)

Holder

37 Chris Gulla (6-1, 196, Sr./Jr.)
 16 Billy Fessler (5-11, 188, Jr./So.)
 93 Blake Gillikin (6-2, 182, Fr./Fr.)

Long Snapper

44 Tyler Yazujian (5-11, 235, 5th/Sr.)
 41 Zach Ladonis (6-2, 236, Sr./Jr.)
 96 Kyle Vasey (6-2, 242, Jr./So.)

Kickoff Returners

4 Nick Scott (5-11, 200, Jr./So.)
 24 Miles Sanders (5-11, 205, Fr./Fr.)
 26 Saquon Barkley (5-11, 223, So./So.)
 10 Brandon Polk (5-9, 175, So./So.)

Punt Returners

29 John Reid (5-10, 191, So./So.)
 8 Mark Allen (5-6, 181, Jr./So.)
 19 Gregg Garrity (5-10, 170, Sr./Sr.)
 3 DeAndre Thompkins (5-11, 190, Jr./So.)

PRONUNCIATIONS

Troy Apke Troy App-KEY
 Alex Barbir bar-BEER
 Saquon Barkley SAY-kwon Barkley
 Noah Beh Noah BAY
 Saeed Blacknall SIGH-eed Black-NALL
 Ryan Buchholz Ryan BUCK-holez
 Colin Castagna Colin kuh-stan-yah
 Curtis Cothren Curtis CAW-thren
 Parker Cothren Parker CAW-thren
 Dae'Lun Darien DAY-lawn Darien
 Tom Devenney Tom De-VENN-ee
 Koa Farmer CO-uh Farmer
 Brian Gaia Brian GUY-ah
 Mike Gesicki Mike Guh-sick-E
 Malik Golden Mah-LEEK Golden
 Chris Gulla Chris GOO-la
 DaeSean Hamilton DAY-shawn Hamilton
 Zach Ladonis Zach Lah-DONN-iss
 Wendy Laurent Wendy Lah-RENT
 Brendan Mahon Brendan MANN
 Michal Menet Michael men-NET
 Ayron Monroe AIR-en Monroe
 Amani Oruwariye UH-monn-E O-rue-waar-ee-A
 Daniel Pasquariello Daniel pass-KAH-rello
 Chance Sorrell Chance Sore-ull
 Tyler Yazujian Tyler YAZZ-ee-in
 Jake Zembiec Jake ZEM-beck


ASSISTANT COACHES



Brent Pry
 Assoc. Head Coach/
 Def. Coord./LBs
 Field



Joe Moorhead
 Off. Coord./
 Quarterbacks
 Field



Charles Huff
 Special Teams Coord./
 Running Backs
 Field



Tim Banks
 Co-Def. Coord./
 Safeties
 Booth



Josh Gattis
 Asst. Special Teams
 Coord./Wide Receivers
 Field



Matt Limegrover
 Offensive Line
 Field



Ricky Rahne
 Pass Game Coord./
 Tight Ends
 Booth



Terry M. Smith
 Asst. Head Coach/
 Cornerbacks
 Field



Sean Spencer
 Run Game Coord./
 Defensive Line
 Field



@PennStateFBall



PSUFBall

2016

PSUnvalued.com

GoPSUsports.com

NUMERICAL ROSTER

NO.	NAME	POS.	CL./EL.	HT.	WT.	HIGH SCHOOL/COACH	HOMETOWN
1	Campbell, Christian **	CB	Jr./Jr.	6-1	194	Central/Woodrow Lowe	Phenix City, Ala.
2	Allen, Marcus **	S	Jr./Jr.	6-2	202	Dr. Henry A. Wise, Jr./Dalawn Parrish	Upper Marlboro, Md.
2	Stevens, Tommy	QB	So./Fr.	6-4	218	Decatur Central/Justin Dixon	Indianapolis, Ind.
3	Thompkins, DeAndre *	WR	Jr./So.	5-11	190	Swansboro/Tim Laspada	Hubert, N.C.
4	Scott, Nick *	S	Jr./So.	5-11	200	Fairfax/Kevin Simonds	Fairfax, Va.
5	Hamilton, DaeSean **	WR	Sr./Jr.	6-1	205	Mountain View/Lou Sorrentino	Fredericksburg, Va.
5	Wartman-White, Nyeem **	LB	Gr./Sr.	6-1	240	Valley View/George Howanitz	Philadelphia, Pa.
6	Golden, Malik ***	S	Gr./Sr.	6-0	205	Cheshire Academy/Dan O'dea	Hartford, Conn.
6	Robinson, Andre	RB	So./Fr.	5-9	216	Bishop McDevitt/Jeff Weachter	Mechanicsburg, Pa.
7	Farmer, Koa *	S	Jr./So.	6-1	222	Notre Dame/Kevin Rooney	Lake View Terrace, Calif.
7	Zembiec, Jake	QB	Fr./Fr.	6-3	205	Aquinas Institute/Chris Battaglia	Rochester, N.Y.
8	Allen, Mark *	RB	Jr./So.	5-6	181	DeMatha/Elijah Brooks	Hyattsville, Md.
9	McSorley, Trace	QB	Jr./So.	6-0	205	Briar Woods/Charlie Pierce	Ashburn, Va.
9	Miller, Jarvis	S	So./Fr.	6-2	205	Windsor Locks/Suffield/East Granby/Jason Qua	Suffield, Conn.
10	Polk, Brandon *	WR	So./So.	5-9	175	Briar Woods/Charlie Pierce	Ashburn, Va.
11	Bell, Brandon ***	LB	Sr./Sr.	6-1	233	Oakcrest/Chuck Smith	Mays Landing, N.J.
11	Charles, Irvin	WR	So./Fr.	6-4	219	Paul VI/John Doherty	Sicklerville, N.J.
12	Godwin, Chris **	WR	Jr./Jr.	6-1	205	Middletown/Mark DelPercio	Middletown, Del.
12	Smith, Jordan *	CB	Sr./Sr.	5-10	185	H.D. Woodson/Greg Fuller	Washington, D.C.
13	Blacknall, Saeed **	WR	Jr./Jr.	6-3	212	Manalapan/Ed Gurrieri	Manalapan, N.J.
14	McPhearson, Zech	CB	Fr./Fr.	5-11	180	Riverdale Baptist School/Caesar Nettles	Columbia, Md.
15	Haley, Grant **	CB	Jr./Jr.	5-9	185	The Lovett School/Mike Muschamp	Atlanta, Ga.
15	Shuster, Michael	QB	Fr./Fr.	6-2	200	Camp Hill/Frank Gay	Camp Hill, Pa.
16	Fessler, Billy	QB	Jr./So.	5-11	188	Erie Cathedral Prep/Mike Mischler	Erie, Pa.
16	Petrishen, John	S	So./Fr.	6-0	209	Pittsburgh Central Catholic/Terry Totten	Lower Burrell, Pa.
17	Taylor, Garrett	CB	So./Fr.	6-0	193	Saint Christopher's/Lance Cllland	Richmond, Va.
18	Holland, Jonathan	TE/H	So./Fr.	6-4	245	The Bullis School/Patrick Cilento	Brandywine, Md.
19	Brown, Torrence *	DE	Jr./So.	6-3	257	Tuscaloosa Academy/Robert Johnson	Tuscaloosa, Ala.
19	Garrity, Gregg	WR	Sr./Sr.	5-10	170	North Allegheny/Art Walker	Pittsburgh, Pa.
20	Thomas, Johnathan	LB	Jr./So.	5-11	220	St. John's Prep/Jim O'Leary	Peabody, Mass.
21	Oruwariye, Amani *	CB	Jr./So.	6-1	201	Gaither/Jason Stokes	Tampa, Fla.
23	Monroe, Ayron	S	So./Fr.	5-11	204	Saint Johns College H.S./Joe Patterson	Largo, Md.
24	Sanders, Miles	RB	Fr./Fr.	5-11	205	Woodland Hills/George Novak	Pittsburgh, Pa.
25	Walker, Von ***	LB	Sr./Sr.	5-11	213	Central Mountain/Vinny Kishbaugh	Mill Hall, Pa.
26	Barkley, Saquon *	RB	So./So.	5-11	223	Whitehall/Brian Gilbert	Coplay, Pa.
27	Johnson, T.J.	CB	Fr./Fr.	6-2	180	Euclid/Jeff Rotsky	Cleveland, Ohio
28	Apke, Troy **	S	Jr./Jr.	6-1	206	Mount Lebanon/Mike Melnyk	Mt. Lebanon, Pa.
29	Reid, John *	CB	So./So.	5-10	191	St. Joseph's Prep/Gabe Infante	Mount Laurel, N.J.
30	Givens, Kevin	DT	So./Fr.	6-1	275	Altoona Area/John Franco	Altoona, Pa.
31	Bentley, Gordon	WR	Sr./Jr.	6-0	198	Wissahickon/Jeff Cappa	Blue Bell, Pa.
31	Brown, Cameron	LB	Fr./Fr.	6-5	215	Bullis School/Patrick Cilento	Burtonsville, Md.
32	Paye, Irvine	RB	Sr./Jr.	5-6	168	West Orange/John Jacob	Orange, N.J.
33	Cooper, Jake *	LB	So./So.	6-1	230	Archbishop Wood/Steve Devlin	Doylestown, Pa.
34	Simmons, Shane	DE	Fr./Fr.	6-3	240	DeMatha/Elijah Brooks	Laurel, Md.
36	Johnson, Jan	LB	So./Fr.	6-2	216	Governor Mifflin/Dominic Vecchio	Mohnton, Pa.
36	Shorts, Troy	CB	So./Fr.	5-10	192	Woodbury/Al Mailahn	Sicklerville, N.J.
37	Alston, Kyle	CB	Sr./Jr.	5-9	180	Robbinsville/Jason Gray	Robbinsville, N.J.
37	Gulla, Chris **	K/P	Sr./Jr.	6-1	196	Toms River North/Chip LaBarca	Toms River, N.J.
38	Davis, Desi	CB	Jr./So.	5-11	178	Harrington/Matthew Bahr	Ardmore, Pa.
39	Di Leo, Frank	LB	So./Fr.	5-9	210	Saint Ignatius College Prep/John O'Connor	Elmhurst, Ill.
39	McPhearson, Josh	WR	Sr./Jr.	5-10	197	Annapolis Area Christian/Ken Lucas	Columbia, Md.
40	Cabinda, Jason **	LB	Jr./Jr.	6-1	232	Hunterdon Central/Matthew Perotti	Flemington, N.J.
40	Eury, Nick	RB	Fr./Fr.	5-9	213	Lake-Lehman/Jerry Gilsky	Shavertown, Pa.
41	Cothren, Parker **	DT	Sr./Jr.	6-4	295	Hazel Green/Matthew Putnam	Huntsville, Ala.
41	Ladonis, Zach *	SN	Sr./Jr.	6-2	236	Berwick Area/George Curry	Nescopeck, Pa.
42	Jordan, Ellison	DT	Fr./Fr.	6-0	285	Gilman School/Biff Poggi	Upper Marlboro, Md.
43	Bowen, Manny *	LB	So./So.	6-1	220	Barneget/Rob Davis	Barneget, N.J.
44	Toney, Shaka	DE	Fr./Fr.	6-3	195	Imhotep Charter/Albie Crosby	Philadelphia, Pa.
44	Yazujian, Tyler **	SN	Sr./Sr.	5-11	235	Spring-Ford/Chad Brubaker	Royersford, Pa.
45	Dumond, Joe	LB	Fr./Fr.	5-10	240	St. Joseph's Prep/Gabe Infante	Philadelphia, Pa.
46	Castagna, Colin	DE	So./So.	6-4	253	Barrington/Joe Sanchez	Barrington, Ill.
47	Blair, Will	S	Fr./Fr.	5-11	209	Hempfield/Ron Zeiber	Lancaster, Pa.
47	Smith, Brandon	LB	Sr./Jr.	6-0	228	Lewisburg/Jeremy Winn	Winfield, Pa.
48	Miller, Shareef	DE	So./Fr.	6-5	255	George Washington/Ronald Cohen	Philadelphia, Pa.
49	Joseph, Daniel	DE	Fr./Fr.	6-3	255	Lake Forest Academy/Robin Bowkett	Brampton, Ontario, Canada
51	Gellerstedt, Alex	T	Fr./Fr.	6-6	297	Dublin Coffman/Mark Crabtree	Dublin, Ohio
51	Vranic, Jason	LB	Jr./Jr.	6-0	217	Erie C.C./Scott Pilkey	Wheatfield, N.Y.
52	Bates, Ryan	G/C	So./Fr.	6-4	305	Archbishop Wood/Steve Devlin	Warrington, Pa.
52	Cothran, Curtis *	DT	Sr./Jr.	6-5	280	Council Rock North/Adam Collachi	Newtown, Pa.
53	Dowrey, Derek ***	G/C	Gr./Sr.	6-3	323	John Handley/Tony Rayburn	Winchester, Va.



NUMERICAL ROSTER [CONT.]

NO.	NAME	POS.	CL./EL.	HT.	WT.	HIGH SCHOOL/COACH	HOMETOWN
54	Windsor, Robert	DT	So./Fr.	6-4	305	Fond Du Lac/Mike Gnewuch	Fond Du Lac, Wis.
55	Laurent, Wendy **	C/G	Gr./Sr.	6-2	297	The Hun School/David Dudeck	Hamilton, N.J.
55	Shelton, Antonio	DT	Fr./Fr.	6-2	290	Westerville-North/Rodger Elander	Westerville, Ohio
56	Chavis, Tyrell	DT	Jr./Jr.	6-3	298	Nassau C.C./Joe Osovet	Richmond, Va.
57	Gonzalez, Steven	G/C	So./Fr.	6-4	334	Union City/Wil Valdez	Union City, N.J.
58	Sorrell, Chance	T	Jr./So.	6-5	293	Middletown/Troy Everhart	Middletown, Ohio
59	Nelson, Andrew **	T	Sr./Jr.	6-6	306	Hershey/Mark Painter	Hershey, Pa.
60	Beh, Noah *	T	Jr./So.	6-6	300	Scranton Prep/Nick Donato	Moscow, Pa.
62	Menet, Michal	G	Fr./Fr.	6-4	296	Exeter Township Senior/Matt Bauer	Birdsboro, Pa.
64	Simpson, Zach	G	So./Fr.	6-3	292	Holidaysburg Area/Homer DeLattre	Holidaysburg, Pa.
66	McGovern, Connor	C	Fr./Fr.	6-5	310	Lake-Lehman/Jerry Gilsky	Larksville, Pa.
68	Kelly, Hunter	G	Fr./Fr.	6-2	280	Neshaminy/Steve Wilmot	Langhorne, Pa.
69	De Boef, Adam	G/C	Jr./So.	6-5	267	State College Area/Al Wolski	State College, Pa.
70	Mahon, Brendan **	G/C	Sr./Jr.	6-4	320	Randolph/Joe Lusardi	Randolph, N.J.
71	Fries, Will	T	Fr./Fr.	6-6	295	Cranford/Erik Rosenmeier	Cranford, N.J.
72	Gaia, Brian ***	G/C	Gr./Sr.	6-3	295	Gilman School/Biff Poggi	Pasadena, Md.
73	Palmer, Paris *	T	Sr./Sr.	6-7	300	Lackawanna College (Pa.)/Mark Duda	Plymouth, N.C.
75	Brosnan, Brendan	T	Jr./So.	6-6	295	Maine South/Dave Inserra	Park Ridge, Ill.
76	Jenkins, Sterling	T	So./Fr.	6-8	328	Baldwin/Pete Wagner	Pittsburgh, Pa.
77	Wright, Chasz	T/G	Jr./So.	6-7	343	Milford Academy/Bill Chaplick	Woodbridge, Va.
78	Devenney, Tom	C/G	Sr./Jr.	6-1	309	Warwick/Bob Locker	Lititz, Pa.
79	Shuman, Charlie	T	Jr./So.	6-8	290	Pittsford Sutherland/Keith Molinich	Pittsford, N.Y.
80	Dalton, Danny	TE/H	Fr./Fr.	6-4	247	Marshfield/Lou Silva	Marshfield, Mass.
81	Grampp, Steven	TE/H	Fr./Fr.	6-3	240	East Stroudsburg North/Chuck Daily	East Stroudsburg, Pa.
82	Shoop, Tyler	WR	So./Fr.	5-11	170	Father Ryan/Bruce Lussier	Nashville, Tenn.
83	Bowers, Nick	TE/H	So./Fr.	6-4	264	Kittanning Senior/Frank Fabian	Kittanning, Pa.
84	Johnson, Juwan	WR	So./Fr.	6-4	218	Glassboro/Mark Maccarone	Glassboro, N.J.
85	Lutz, Isaac	WR	Fr./Fr.	5-11	190	Berks Catholic/Rick Keeley	Reading, Pa.
86	Hodgens, Cody	WR	Gr./Jr.	5-7	173	Robinson/Mike DePue	Wesley Chapel, Fla.
87	Darien, Dae'Lun	WR	Fr./Fr.	6-4	195	Dunbar/Lawrence Smith	Baltimore, Md.
88	Gesicki, Mike **	TE/H	Jr./Jr.	6-6	252	Southern Regional/Chuck Donahue	Manahawkin, N.J.
89	Pancoast, Tom	TE/H	Sr./Jr.	6-3	235	Unionville/Pat Clark	West Chester, Pa.
90	Barbir, Alex	K	Fr./Fr.	5-9	195	South Forsyth/Jeff Arnette	Cumming, Ga.
90	Sickels, Garrett **	DE	Sr./Jr.	6-4	260	Red Bank Regional/Nick Giglio	Red Bank, N.J.
91	Monk, Ryan	DT	So./Fr.	6-1	290	Dallas/Bob Zaruta	Dallas, Pa.
92	Pasquariello, Daniel **	P	Jr./Jr.	6-1	197	Xavier College HS/	Melbourne, Victoria, Australia
93	Gillikin, Blake	P/K	Fr./Fr.	6-2	182	The Westminster Schools/Gerry Romberg	Smyrna, Ga.
93	White, Antoine *	DT	Jr./So.	6-2	290	Millville/Jason Durham	Millville, N.J.
94	Schwan, Evan **	DE	Gr./Sr.	6-6	263	Central Dauphin/Glen McNamee	Harrisburg, Pa.
95	Davis, Tyler *	K/P	Sr./Jr.	5-11	180	North/--	St. Charles, Ill.
96	Iyke, Immanuel	DT	So./Fr.	6-2	280	Parsippany Hills/Dave Albano	Hackettstown, N.J.
96	Vasey, Kyle	SN	Jr./So.	6-2	242	Wallenpaupack/Mark Watson	Hawley, Pa.
97	Buchholz, Ryan	DE	So./Fr.	6-6	270	Great Valley/Dan Ellis	Malvern, Pa.
97	Cox, Nick	SN	So./Fr.	6-0	234	Jesuit/Matt Thompson	Tampa, Fla.
98	Wombacker, Jordan	K/P	So./Fr.	5-10	172	Hickory/Bill Brest	Hermitage, Pa.
99	Julius, Joey *	K	Jr./So.	5-10	258	Lower Dauphin/Rob Klock	Hummelstown, Pa.
99	Thrift, Brenon	DT	Jr./So.	6-3	290	Lackawanna C.C./Mark Duda	Monroeville, Pa.

* - Letters won

^ - 5th-year senior

ALPHABETICAL ROSTER

NO.	NAME	POS.	CL./EL.	HT.	WT.	HIGH SCHOOL/COACH	HOMETOWN
2	Allen, Marcus **	S	Jr./Jr.	6-2	202	Dr. Henry A. Wise, Jr./Dalawn Parrish	Upper Marlboro, Md.
8	Allen, Mark *	RB	Jr./So.	5-6	181	DeMatha/Elijah Brooks	Hyattsville, Md.
37	Alston, Kyle	CB	Sr./Jr.	5-9	180	Robbinsville/Jason Gray	Robbinsville, N.J.
28	Apke, Troy **	S	Jr./Jr.	6-1	206	Mount Lebanon/Mike Melnyk	Mt. Lebanon, Pa.
90	Barbir, Alex	K	Fr./Fr.	5-9	195	South Forsyth/Jeff Arnette	Cumming, Ga.
26	Barkley, Saquon *	RB	So./So.	5-11	223	Whitehall/Brian Gilbert	Coplay, Pa.
52	Bates, Ryan	G/C	So./Fr.	6-4	305	Archbishop Wood/Steve Devlin	Warrington, Pa.
60	Beh, Noah *	T	Jr./So.	6-6	300	Scranton Prep/Nick Donato	Moscow, Pa.
11	Bell, Brandon ***	LB	Sr./Sr.	6-1	233	Oakcrest/Chuck Smith	Mays Landing, N.J.
31	Bentley, Gordon	WR	Sr./Jr.	6-0	198	Wissahickon/Jeff Cappa	Blue Bell, Pa.
13	Blacknall, Saeed **	WR	Jr./Jr.	6-3	212	Manalapan/Ed Gurrieri	Manalapan, N.J.
47	Blair, Will	S	Fr./Fr.	5-11	209	Hempfield/Ron Zeiber	Lancaster, Pa.
43	Bowen, Manny *	LB	So./So.	6-1	220	Barneget/Rob Davis	Barneget, N.J.
83	Bowers, Nick	TE/H	So./Fr.	6-4	264	Kittanning Senior/Frank Fabian	Kittanning, Pa.
75	Brosnan, Brendan	T	Jr./So.	6-6	295	Maine South/Dave Inserra	Park Ridge, Ill.
31	Brown, Cameron	LB	Fr./Fr.	6-5	215	Bullis School/Patrick Cilento	Burtionsville, Md.
19	Brown, Torrence *	DE	Jr./So.	6-3	257	Tuscaloosa Academy/Robert Johnson	Tuscaloosa, Ala.
97	Buchholz, Ryan	DE	So./Fr.	6-6	270	Great Valley/Dan Ellis	Malvern, Pa.
40	Cabinda, Jason **	LB	Jr./Jr.	6-1	232	Hunterdon Central/Matthew Perotti	Flemington, N.J.
1	Campbell, Christian **	CB	Jr./Jr.	6-1	194	Central/Woodrow Lowe	Phenix City, Ala.
46	Castagna, Colin	DE	So./So.	6-4	253	Barrington/Joe Sanchez	Barrington, Ill.
11	Charles, Irvin	WR	So./Fr.	6-4	219	Paul VI/John Doherty	Sicklerville, N.J.
56	Chavis, Tyrell	DT	Jr./Jr.	6-3	298	Nassau C.C./Joe Osovet	Richmond, Va.
33	Cooper, Jake *	LB	So./So.	6-1	230	Archbishop Wood/Steve Devlin	Doylestown, Pa.
52	Cothran, Curtis *	DT	Sr./Jr.	6-5	280	Council Rock North/Adam Collachi	Newtown, Pa.
41	Cothren, Parker **	DT	Sr./Jr.	6-4	295	Hazel Green/Matthew Putnam	Huntsville, Ala.
97	Cox, Nick	SN	So./Fr.	6-0	234	Jesuit/Matt Thompson	Tampa, Fla.
80	Dalton, Danny	TE/H	Fr./Fr.	6-4	247	Marshfield/Lou Silva	Marshfield, Mass.
87	Darien, Dae'Lun	WR	Fr./Fr.	6-4	195	Dunbar/Lawrence Smith	Baltimore, Md.
38	Davis, Desi	CB	Jr./So.	5-11	178	Harrington/Matthew Bahr	Ardmore, Pa.
95	Davis, Tyler *	K/P	Sr./Jr.	5-11	180	North/--	St. Charles, Ill.
69	De Boef, Adam	G/C	Jr./So.	6-5	267	State College Area/AI Wolski	State College, Pa.
78	Devenney, Tom	C/G	Sr./Jr.	6-1	309	Warwick/Bob Locker	Lititz, Pa.
39	Di Leo, Frank	LB	So./Fr.	5-9	210	Saint Ignatius College Prep/John O'Connor	Elmhurst, Ill.
53	Dowrey, Derek ***	G/C	Gr./Sr.	6-3	323	John Handley/Tony Rayburn	Winchester, Va.
45	Dumond, Joe	LB	Fr./Fr.	5-10	240	St. Joseph's Prep/Gabe Infante	Philadelphia, Pa.
40	Eury, Nick	RB	Fr./Fr.	5-9	213	Lake-Lehman/Jerry Gilsky	Shavertown, Pa.
7	Farmer, Koa *	S	Jr./So.	6-1	222	Notre Dame/Kevin Rooney	Lake View Terrace, Calif.
16	Fessler, Billy	QB	Jr./So.	5-11	188	Erie Cathedral Prep/Mike Mischler	Erie, Pa.
71	Fries, Will	T	Fr./Fr.	6-6	295	Cranford/Erik Rosenmeier	Cranford, N.J.
72	Gaia, Brian ***	G/C	Gr./Sr.	6-3	295	Gilman School/Biff Poggi	Pasadena, Md.
19	Garrity, Gregg	WR	Sr./Sr.	5-10	170	North Allegheny/Art Walker	Pittsburgh, Pa.
51	Gellerstedt, Alex	T	Fr./Fr.	6-6	297	Dublin Coffman/Mark Crabtree	Dublin, Ohio
88	Gesicki, Mike **	TE/H	Jr./Jr.	6-6	252	Southern Regional/Chuck Donahue	Manahawkin, N.J.
93	Gillikin, Blake	P/K	Fr./Fr.	6-2	182	The Westminster Schools/Gerry Romberg	Smyrna, Ga.
30	Givens, Kevin	DT	So./Fr.	6-1	275	Altoona Area/John Franco	Altoona, Pa.
12	Godwin, Chris **	WR	Jr./Jr.	6-1	205	Middletown/Mark DelPercio	Middletown, Del.
6	Golden, Malik ***	S	Gr./Sr.	6-0	205	Cheshire Academy/Dan O'dea	Hartford, Conn.
57	Gonzalez, Steven	G/C	So./Fr.	6-4	334	Union City/Wil Valdez	Union City, N.J.
81	Grampp, Steven	TE/H	Fr./Fr.	6-3	240	East Stroudsburg North/Chuck Daily	East Stroudsburg, Pa.
37	Gulla, Chris **	K/P	Sr./Jr.	6-1	196	Toms River North/Chip LaBarca	Toms River, N.J.
15	Haley, Grant **	CB	Jr./Jr.	5-9	185	The Lovett School/Mike Muschamp	Atlanta, Ga.
5	Hamilton, DaeSean **	WR	Sr./Jr.	6-1	205	Mountain View/Lou Sorrentino	Fredericksburg, Va.
86	Hodgens, Cody	WR	Gr./Jr.	5-7	173	Robinson/Mike DePue	Wesley Chapel, Fla.
18	Holland, Jonathan	TE/H	So./Fr.	6-4	245	The Bullis School/Patrick Cilento	Brandywine, Md.
96	Iyke, Immanuel	DT	So./Fr.	6-2	280	Parsippany Hills/Dave Albano	Hackettstown, N.J.
76	Jenkins, Sterling	T	So./Fr.	6-8	328	Baldwin/Pete Wagner	Pittsburgh, Pa.
36	Johnson, Jan	LB	So./Fr.	6-2	216	Governor Mifflin/Dominic Vecchio	Mohnton, Pa.
84	Johnson, Juwan	WR	So./Fr.	6-4	218	Glassboro/Mark Maccarone	Glassboro, N.J.
27	Johnson, T.J.	CB	Fr./Fr.	6-2	180	Euclid/Jeff Rotsky	Cleveland, Ohio
42	Jordan, Ellison	DT	Fr./Fr.	6-0	285	Gilman School/Biff Poggi	Upper Marlboro, Md.
49	Joseph, Daniel	DE	Fr./Fr.	6-3	255	Lake Forest Academy/Robin Bowkett	Brampton, Ontario, Canada
99	Julius, Joey *	K	Jr./So.	5-10	258	Lower Dauphin/Rob Klock	Hummelstown, Pa.
68	Kelly, Hunter	G	Fr./Fr.	6-2	280	Neshaminy/Steve Wilmot	Langhorne, Pa.
41	Ladonis, Zach *	SN	Sr./Jr.	6-2	236	Berwick Area/George Curry	Nescopeck, Pa.
55	Laurent, Wendy **	C/G	Gr./Sr.	6-2	297	The Hun School/David Dudeck	Hamilton, N.J.
85	Lutz, Isaac	WR	Fr./Fr.	5-11	190	Berks Catholic/Rick Keeley	Reading, Pa.
70	Mahon, Brendan **	G/C	Sr./Jr.	6-4	320	Randolph/Joe Lusardi	Randolph, N.J.
66	McGovern, Connor	C	Fr./Fr.	6-5	310	Lake-Lehman/Jerry Gilsky	Larksville, Pa.
39	McPhearson, Josh	WR	Sr./Jr.	5-10	197	Annapolis Area Christian/Ken Lucas	Columbia, Md.



ALPHABETICAL ROSTER [CONT.]

NO.	NAME	POS.	CL./EL.	HT.	WT.	HIGH SCHOOL/COACH	HOMETOWN
14	McPhearson, Zech	CB	Fr./Fr.	5-11	180	Riverdale Baptist School/Caesar Nettles	Columbia, Md.
9	McSorley, Trace	QB	Jr./So.	6-0	205	Briar Woods/Charlie Pierce	Ashburn, Va.
62	Menet, Michal	G	Fr./Fr.	6-4	296	Exeter Township Senior/Matt Bauer	Birdsboro, Pa.
9	Miller, Jarvis	S	So./Fr.	6-2	205	Windsor Locks/Suffield/East Granby/Jason Qua	Suffield, Conn.
48	Miller, Shareef	DE	So./Fr.	6-5	255	George Washington/Ronald Cohen	Philadelphia, Pa.
91	Monk, Ryan	DT	So./Fr.	6-1	290	Dallas/Bob Zaruta	Dallas, Pa.
23	Monroe, Ayron	S	So./Fr.	5-11	204	Saint Johns College H.S./Joe Patterson	Largo, Md.
59	Nelson, Andrew **	T	Sr./Jr.	6-6	306	Hershey/Mark Painter	Hershey, Pa.
21	Oruwariye, Amani *	CB	Jr./So.	6-1	201	Gaither/Jason Stokes	Tampa, Fla.
73	Palmer, Paris *	T	Sr./Sr.	6-7	300	Lackawanna College (Pa.)/Mark Duda	Plymouth, N.C.
89	Pancoast, Tom	TE/H	Sr./Jr.	6-3	235	Unionville/Pat Clark	West Chester, Pa.
92	Pasquariello, Daniel **	P	Jr./Jr.	6-1	197	Xavier College HS/	Melbourne, Victoria, Australia
32	Paye, Irvine	RB	Sr./Jr.	5-6	168	West Orange/John Jacob	Orange, N.J.
16	Petrishen, John	S	So./Fr.	6-0	209	Pittsburgh Central Catholic/Terry Totten	Lower Burrell, Pa.
10	Polk, Brandon *	WR	So./So.	5-9	175	Briar Woods/Charlie Pierce	Ashburn, Va.
29	Reid, John *	CB	So./So.	5-10	191	St. Joseph's Prep/Gabe Infante	Mount Laurel, N.J.
6	Robinson, Andre	RB	So./Fr.	5-9	216	Bishop McDevitt/Jeff Weachter	Mechanicsburg, Pa.
24	Sanders, Miles	RB	Fr./Fr.	5-11	205	Woodland Hills/George Novak	Pittsburgh, Pa.
94	Schwan, Evan **	DE	Gr./Sr.	6-6	263	Central Dauphin/Glen McNamee	Harrisburg, Pa.
4	Scott, Nick *	S	Jr./So.	5-11	200	Fairfax/Kevin Simonds	Fairfax, Va.
55	Shelton, Antonio	DT	Fr./Fr.	6-2	290	Westerville-North/Rodger Elander	Westerville, Ohio
82	Shoop, Tyler	WR	So./Fr.	5-11	170	Father Ryan/Bruce Lussier	Nashville, Tenn.
36	Shorts, Troy	CB	So./Fr.	5-10	192	Woodbury/AI Mailahn	Sicklerville, N.J.
79	Shuman, Charlie	T	Jr./So.	6-8	290	Pittsford Sutherland/Keith Molinich	Pittsford, N.Y.
15	Shuster, Michael	QB	Fr./Fr.	6-2	200	Camp Hill/Frank Gay	Camp Hill, Pa.
90	Sickels, Garrett **	DE	Sr./Jr.	6-4	260	Red Bank Regional/Nick Giglio	Red Bank, N.J.
34	Simmons, Shane	DE	Fr./Fr.	6-3	240	DeMatha/Elijah Brooks	Laurel, Md.
64	Simpson, Zach	G	So./Fr.	6-3	292	Holidaysburg Area/Homer DeLattre	Holidaysburg, Pa.
47	Smith, Brandon	LB	Sr./Jr.	6-0	228	Lewisburg/Jeremy Winn	Winfield, Pa.
12	Smith, Jordan *	CB	Sr./Sr.	5-10	185	H.D. Woodson/Greg Fuller	Washington, D.C.
58	Sorrell, Chance	T	Jr./So.	6-5	293	Middletown/Troy Everhart	Middletown, Ohio
2	Stevens, Tommy	QB	So./Fr.	6-4	218	Decatur Central/Justin Dixson	Indianapolis, Ind.
17	Taylor, Garrett	CB	So./Fr.	6-0	193	Saint Christopher's/Lance Clelland	Richmond, Va.
20	Thomas, Johnathan	LB	Jr./So.	5-11	220	St. John's Prep/Jim O'Leary	Peabody, Mass.
3	Thompkins, DeAndre *	WR	Jr./So.	5-11	190	Swansboro/Tim Laspada	Hubert, N.C.
99	Thrift, Brenon	DT	Jr./So.	6-3	290	Lackawanna C.C./Mark Duda	Monroeville, Pa.
44	Toney, Shaka	DE	Fr./Fr.	6-3	195	Imhotep Charter/Albie Crosby	Philadelphia, Pa.
96	Vasey, Kyle	SN	Jr./So.	6-2	242	Wallenpaupack/Mark Watson	Hawley, Pa.
51	Vranic, Jason	LB	Jr./Jr.	6-0	217	Erie C.C./Scott Pilkey	Wheatfield, N.Y.
25	Walker, Von ***	LB	Sr./Sr.	5-11	213	Central Mountain/Vinny Kishbaugh	Mill Hall, Pa.
5	Wartman-White, Nyeem **	LB	Gr./Sr.	6-1	240	Valley View/George Howanitz	Philadelphia, Pa.
93	White, Antoine *	DT	Jr./So.	6-2	290	Milville/Jason Durham	Milville, N.J.
54	Windsor, Robert	DT	So./Fr.	6-4	305	Fond Du Lac/Mike Gnewuch	Fond Du Lac, Wis.
98	Wombacker, Jordan	K/P	So./Fr.	5-10	172	Hickory/Bill Brest	Hermitage, Pa.
77	Wright, Chasz	T/G	Jr./So.	6-7	343	Milford Academy/Bill Chaplick	Woodbridge, Va.
44	Yazujian, Tyler **	SN	Sr./Sr.	5-11	235	Spring-Ford/Chad Brubaker	Royersford, Pa.
7	Zembiec, Jake	QB	Fr./Fr.	6-3	205	Aquinas Institute/Chris Battaglia	Rochester, N.Y.

* - Letters won

^ - 5th-year senior

PENN STATE

100-149 Yards Rushing:	105, Saquon Barkley vs. Kent State, 2016
150-199 Yards Rushing:	194, Saquon Barkley at Ohio State, 2015
200-299 Yards Rushing:	201, Bill Belton vs. Illinois, 2013
300+ Yards Rushing:	327, Larry Johnson at Indiana, 2002
30-34 Rushing Attempts:	35, Zach Zwinak vs. Nebraska, 2013
35+ Rushing Attempts:	35, Zach Zwinak vs. Nebraska, 2013
Three Touchdowns Rushing:	Saquon Barkley (4) at Pitt, 2016
Four Touchdowns Rushing:	Saquon Barkley at Pitt, 2016
Five Touchdowns Rushing:	Ki-Jana Carter vs. Michigan State, 1994
60-Yard Run:	75, Akeel Lynch vs. Rutgers, 2015
70-Yard Run:	75, Akeel Lynch vs. Rutgers, 2015
80-Yard Run:	84, Larry Johnson vs. Illinois, 2002
90-Yard Run:	92, Bill Belton at Indiana, 2014
Two Players Rush For 100 Yards:	Saquon Barkley (195) & Akeel Lynch (120) vs. Rutgers, 2015
Four Rushing TD in One Quarter:	vs. UMass, 2014 (2nd; Belton (2), Zwinak (2))
300 Yards Passing:	332, Trace McSorley at Pitt, 2016
350 Yards Passing:	371, Christian Hackenberg vs. Boston College, 2014 *
400 Yards Passing:	454, Christian Hackenberg vs. UCF, 2014 #
20-24 Pass Completions:	24, Trace McSorley at Pitt, 2016
25-29 Pass Completions:	25, Christian Hackenberg at Rutgers, 2014
30-34 Pass Completions:	34, Christian Hackenberg vs. Boston College, 2014 *
35+ Pass Completions:	35, Matt McGloin vs. Northwestern, 2012
30-39 Pass Attempts:	35, Trace McSorley at Pitt, 2016
40-49 Pass Attempts:	40, Christian Hackenberg at Northwestern, 2015
50+ Pass Attempts:	50, Christian Hackenberg vs. Boston College, 2014 *
Four Touchdown Passes:	Christian Hackenberg vs. Boston College, 2014 *
Five Touchdown Passes:	Rashard Casey vs. Louisiana Tech, 2000
Four Interceptions Thrown:	Zack Mills at Boston College, 2004
300-349 Yards Total Offense:	325, Trace McSorley (332 P, -17 R) at Pitt, 2016
350-399 Yards Total Offense:	371, Matt McGloin (371 P, 0 R) vs. Boston College, 2014 *
400+ Yards Total Offense:	456, Christian Hackenberg (454 P, 2 R) vs. UCF, 2014 #
100-149 Yards Receiving:	117, Chris Godwin vs. Temple, 2016
150-199 Yards Receiving:	173, Geno Lewis & 165, DaeSean Hamilton vs. UCF, 2014 #
200+ Yards Receiving:	216, Deon Butler vs. Northwestern, 2006
Two Players w/ 100 Yards Receiving:	Geno Lewis (109) & DaeSean Hamilton (103) at Rutgers, 2014
Two Players w/ 150 Yards Receiving:	Geno Lewis (173) & DaeSean Hamilton (165)
Back-to-Back 100 Yards Receiving Games:	Chris Godwin, 2015 (103 at Ohio State; 135 vs. Maryland)
Three Straight 100-yard Receiving Games:	Allen Robinson, 2013 (133 vs. Syracuse; 129 vs. Eastern Michigan; 143 vs. UCF)
10+ Receptions:	14, DaeSean Hamilton vs. Ohio State, 2014
50-Yard Reception:	52, M. Gesicki & C. Godwin from T. McSorley vs. Temple, 2016
60-Yard Reception:	68, A. Breneman from C. Hackenberg at Wisconsin, 2013
70-Yard Reception:	72, C. Godwin from C. Hackenberg vs. Boston College, 2014 *
80-Yard Reception:	80, D. Moye from R. Bolden vs. Illinois, Oct. 9, 2010
Three Touchdowns Receiving:	Allen Robinson vs. Indiana, 2012
Four Touchdowns Receiving:	Bobby Engram vs. Minnesota, 1993
150-199 All-Purpose Yards:	170, Saquon Barkley at Northwestern, 2015
200-249 All-Purpose Yards:	209, Bill Belton vs. Illinois, 2013
250+ All-Purpose Yards:	289, Larry Johnson vs. Michigan State, 2002
Five Touchdowns Scored:	5 (4 rushing, 1 receiving) Saquon Barkley at Pitt, 2016
Kickoff Return For Touchdown:	95, Chaz Powell vs. Indiana State, 2011
Rushing, Receiving & Kickoff Return TDs:	Derrick Williams vs. Illinois, 2008
100-Yard Kickoff Return:	100, Chaz Powell vs. Youngstown State, 2010
Punt Return For Touchdown:	63, Derrick Williams at Wisconsin, 2008
80-Yard Punt Return:	81, Bryant Johnson vs. Michigan State, 2002
Zero Punts in a Game:	Purdue, 2013
Multiple Interceptions:	2, Trevor Williams, at Rutgers, 2014
90-Yard Interception Return:	99, Michael Mauti, at Illinois, 2012
Interception Return For Touchdown:	30, Amani Oruwariye vs. Kent State, 2016
Five Interceptions in a Game (Team):	at Rutgers, 2014
Fumble Return For Touchdown:	71, Austin Johnson vs. San Diego State, 2015
Blocked Field Goal:	Kyle Baublitz at Michigan, 2013
Blocked Extra Point:	Parker Cothren at Northwestern, 2015
Blocked Punt:	Von Walker vs. Michigan, 2015
Blocked Punt For Touchdown:	Michael Yancich vs. Ohio State, 2012 (Mike Hull block)
Safety:	Devon Still (sack in end zone) at Minnesota, 2010
50-Yard Field Goal:	50, Sam Ficken vs. Temple, 2014
Four Field Goals:	Sam Ficken vs. Maryland, 2014
Five Field Goals:	Collin Wagner vs. Temple, 2010

OPPONENT

100-149 Yards Rushing:	117, James Conner, at Pitt, 2016
150-199 Yards Rushing:	186, Justin Jackson, at Northwestern, 2015
200+ Yards Rushing:	203, BenJarvus Green-Ellis, Indiana, 2003
30-34 Rushing Attempts:	30, Jeremy Langford, Michigan State, 2014
35+ Rushing Attempts:	44, Mike Hart, Michigan, 2007 (OR)
Three Touchdowns Rushing:	Trevor Siemian, Northwestern, 2014
Four Touchdowns Rushing:	Montee Ball, Wisconsin, 2011
50-Yard Run:	56, A.J. Schurr, Army, 2015
70-Yard Run:	79, Rashard Mendenhall, Illinois, 2006
Two Players Rush For 100 Yards:	Ezekiel Elliot (153) & J.T. Barrett (153) at Ohio State, 2015
300-399 Yards Passing:	339, Joel Stave, Wisconsin, 2013
400-499 Yards Passing:	454, Cameron Coffman, Indiana, 2012
500+ Yards Passing:	532, Case Keenum, Houston, 2012 (OR) *
25-29 Pass Completions:	25, Phillip Walker, Temple, 2016
30-34 Pass Completions:	33, Blake Frohnappfel, UMass, 2014
45+ Pass Completions:	45, Case Keenum, Houston, 2012 (OR) *
30-39 Pass Attempts:	24, Phillip Walker, Temple, 2016
40-49 Pass Attempts:	42, Chris Laviano, Rutgers, 2015
50-49 Pass Attempts:	53, Joel Stave, Wisconsin, 2013
60+ Pass Attempts:	61, Brian Hoyer, Michigan State, 2006
Four Touchdown Passes:	Mark Sanchez, USC, 2009 ^
Four Interceptions Thrown:	P.J. Walker, Temple, 2014
Five Interceptions Thrown:	Gary Nova, Rutgers, 2014
300-399 Yards Total Offense:	349, Perry Hills (225 P, 124 R), vs. Maryland, 2015
400-499 Yards Total Offense:	437, Cameron Coffman (454 P, -17 R), Indiana, 2012
500+ Yards Total Offense:	542, C. Keenum (532 P, 10 R), Houston, 2012 (OR) *
100-149 Yards Receiving:	114, Malcolm Mitchell, Georgia, 2016 & 162, Damian Williams, USC, 2009 ^
150-199 Yards Receiving:	228, Patrick Edwards, Houston, 2012 *
200+ Yards Receiving:	11, Mike Dudek, Illinois, 2013
10+ Receptions:	75, Jalen Fitzpatrick from P.J. Walker, Temple, 2010
70-Yard Reception:	80, D. Barnes from K. Hess, Youngstown State, 2010
80-Yard Reception:	99, Thomas Lewis from John Paci, Indiana, 1993
90-Yard Reception:	Da'Jon McKnight, Minnesota, 2010
Three Touchdown Receptions:	
Kickoff Return For Touchdown:	96, Solomon Vault, at Northwestern, 2015
90-Yard Kickoff Return:	96, Solomon Vault, at Northwestern, 2015
100-Yard Kickoff Return:	100, Rashaad Penny, San Diego State, 2015
Punt Return For Touchdown:	75, Venric Mark, Northwestern, 2012
70-Yard Punt Return:	75, Venric Mark, Northwestern, 2012
80-Yard Punt Return:	87, Willie Reid, Florida State, 2006 Orange
Interception Return For Touchdown:	13, Malik McDowell, at Michigan State, 2015
Fumble Return For Touchdown:	20, Elcee Refuge, Kent State, 2016
Blocked Punt:	Leonte Carroo, Rutgers, 2014
Blocked Punt For Touchdown:	27, Lerentee McCray, Florida, 2011 \$
Blocked Field Goal:	Kyle Kelley, San Diego State, 2015
Blocked Extra Point:	Rob Bain (2X), Illinois, 2015
Safety:	Team (snap out of the end zone on punt), at Michigan, 2014
Defensive Extra Point:	99, D.J. Johnson, Iowa, 2002
50-Yard Field Goal:	50, Derek Dimke, Illinois, 2010
Four Field Goals:	Brendan Gibbons, Michigan, 2013

^ - Rose Bowl \$ - Outback Bowl * - TicketCity Bowl # - Croke Park Classic (Dublin, Ireland)

% - PinStripe Bowl & - TaxSlayer Bowl (OR) - Opponent Record



RECORD WATCH

RUSHING YARDAGE, CAREER

1.	3,932	Evan Royster, 2007-10
...		
24.	1,637	Michael Robinson, 2002-05
25.	1,496	Fran Rogel, 1947-49
26.	1,485	Rocher Kochman, 1959-62
27.	1,480	Bob Campbell, 1966-68
28.	1,422	Tom Donchez, 1971-74
29.	1,362	Steve Geise, 1975-77
30.	1,351	Stephfon Green, 2008-11
31.	1,334	Saquon Barkley, 2015-pres.
32.	1,321	Gary Brown, 1987-90
33.	1,318	Akeel Lynch, 2013-15
34.	1,246	Steve Smith, 1983-86
35.	1,215	Leroy Thompson, 1987-90
36.	1,166	Aaron Harris, 1996-99

RUSHING YARDAGE, SEASON

1.	2,087	Larry Johnson, 2002
...		
15.	1,082	Lenny Moore, 1954
16.	1,076	Saquon Barkley, 2016
17.	1,047	Tony Hunt, 2005
18.	1,044	Curt Warner, 1981
19.	1,041	Curt Warner, 1982
20.	1,026	Ki-Jana Carter, 1993
21.	1,014	Evan Royster, 2010
22.	1,002	D.J. Dozier, 1983
23.	1,000	Zach Zwinak, 2012

100-YARD RUSHING GAMES, CAREER

1.	18	Curt Warner, 1979-82
2.	17	Ki-Jana Carter, 1993-94
	17	Curtis Enis, 1995-97
	17	Blair Thomas, 1986-89
5.	15	Tony Hunt, 2004-06
	15	Lydell Mitchell, 1969-71
	15	Evan Royster, 2007-10
8.	13	John Cappelletti, 1972-73
9.	12	Lenny Moore, 1953-55
10.	11	D.J. Dozier, 1983-86
11.	11	Zach Zwinak, 2012-13
12.	10	Charlie Pittman, 1967-69
13.	9	Eric McCoo, 1998-2000
14.	8	Larry Johnson, 2002
	8	Matt Suhey, 1976-79
16.	7	Silas Redd, 2010-11
17.	6	Bob Campbell, 1966-68
	6	Rodney Kinlaw, 2007
6		Saquon Barkley, 2015-pres.

PASSING YARDAGE, GAME

1.	454	Christian Hackenberg vs. UCF, 2014
2.	399	Zack Mills vs. Iowa, 2002
3.	395	Matt McGloin vs. Indiana, 2012
4.	379	Michael Robinson vs. Wisconsin, 2003
5.	371	Christian Hackenberg vs. Boston Coll., 2014
6.	366	Mike McQueary vs. Pitt, 1997
7.	358	Todd Blackledge at Miami (Fla.), 1981
8.	353	Daryll Clark vs. Akron, 2009
9.	352	Kerry Collins at Michigan State, 1993
10.	341	Daryll Clark vs. Michigan State, 2008
11.	340	Christian Hackenberg at Indiana, 2013
12.	339	Christian Hackenberg at Wisconsin, 2013
13.	332	Trace McSorley at Pitt, 2016
14.	328	Kerry Collins vs. Rutgers, 1994
15.	327	Matt McGloin vs. Ohio State, 2012

RECEIVING YARDAGE, CAREER

1.	3,026	Bobby Engram, 1991, 93-95
2.	2,771	Deon Butler, 2005-08
3.	2,474	Allen Robinson, 2011-13
4.	2,395	Derek Moyer, 2008-11
5.	2,015	Jordan Norwood, 2005-08
6.	2,008	Bryant Johnson, 1999-2002
7.	2,006	Kenny Jackson, 1980-83
8.	1,988	O.J. McDuffie, 1988-92
9.	1,894	Joe Jurevicius, 1994-97
10.	1,837	Jack Curry, 1965-67
11.	1,825	Terry Smith, 1988-91
12.	1,743	Derrick Williams, 2005-08
13.	1,702	Tony Johnson, 2000-03
14.	1,642	Chris Godwin, 2014-pres.
15.	1,620	DaeSean Hamilton, 2014-pres.
16.	1,520	Freddie Scott, 1993-95
17.	1,437	Chafie Fields, 1996-99

RECEIVING YARDAGE, SEASON

1.	1,432	Allen Robinson, 2013
2.	1,101	Chris Godwin, 2015
3.	1,084	Bobby Engram, 1995
4.	1,029	Bobby Engram, 1994
5.	1,013	Allen Robinson, 2012
6.	977	O.J. McDuffie, 1992
7.	973	Freddie Scott, 1994
8.	917	Bryant Johnson, 2002
9.	899	DaeSean Hamilton, 2014
10.	885	Derek Moyer, 2010
11.	873	Bobby Engram, 1993
12.	869	Joe Jurevicius, 1996
13.	866	Bryant Johnson, 2001
14.	846	Terry Smith, 1991
15.	817	Joe Jurevicius, 1997

RECEPTIONS, CAREER

1.	179	Deon Butler, 2005-08
2.	177	Allen Robinson, 2011-13
3.	167	Bobby Engram, 1991, 93-95
4.	161	Derrick Williams, 2005-08
5.	158	Jordan Norwood, 2005-08
6.	144	Derek Moyer, 2008-11
7.	138	DaeSean Hamilton, 2014-pres.
8.	125	O.J. McDuffie, 1988-92
9.	117	Jack Curry, 1965-67
10.	112	Chris Godwin, 2014-pres.
11.	110	Bryant Johnson, 1999-2002
12.	109	Kenny Jackson, 1980-83
13.	108	Terry Smith, 1988-91
14.	107	Tony Johnson, 2000-03

RECEPTIONS, SEASON

1.	97	Allen Robinson, 2013
2.	82	DaeSean Hamilton, 2014
3.	77	Allen Robinson, 2012
4.	69	Chris Godwin, 2015
5.	63	O.J. McDuffie, 1992
	63	Bobby Engram, 1995
7.	55	Terry Smith, 1991
	55	Derrick Williams, 2007
	55	Geno Lewis, 2014
10.	53	Derek Moyer, 2010
	52	Bobby Engram, 1994

LONGEST PUNTS BY FRESHMEN

1.	74	Anthony Fera vs. Iowa, 2010
2.	69	Blake Gillikin at Pitt, 2016
3.	63	Daniel Pasquariello vs. Michigan State, 2014
4.	59	Jeremy Kapinos vs. Boston College, 2003
5.	58	Blake Gillikin vs. Kent State, 2016
	58	Jeremy Kapinos at Purdue, 2003

LONGEST PUNTS

1.	89	Coop French at Iowa, 1930
2.	78	Jeremy Kapinos at Ohio State, 2004
3.	76	Chris Clauss vs. Rutgers, 1987
4.	74	Anthony Fera at Iowa, 2010
5.	73	Milt Plum at Ohio State, 1956
6.	71	Joe Colone at Syracuse, 1946
	71	John Bruno Jr. vs. Boston College, 1985
8.	70	Coop French at Iowa, 1930
	70	Joe Colone at Syracuse, 1946
	70	Jeremy Kapinos vs. Purdue, 2004
	70	Jeremy Boone at Illinois, 2007
12.	69	Bob Parsons at Colorado, 1970
	69	Anthony Fera vs. Purdue, 2011
69		Blake Gillikin at Pitt, 2016



GAME 1

KENT STATE 13



vs.



33 PENN STATE

BEAVER STADIUM
BTN

SEPT. 3, 2016
ATTN: 94,378



GAME RECAPS

UNIVERSITY PARK, Pa. - The Penn State defense shut down Kent State in the second half, led by six sacks and an Amani Oruwariye interception return for a touchdown, as the Nittany Lions defeated the Golden Flashes in its 2016 season opener, 33-13, on a sunny Saturday afternoon in Beaver Stadium.

Penn State held a 16-13 lead at the half, but Oruwariye's 30-yard pick-six set the tone for the final two quarters, as the Nittany Lion defense held Kent State to just 118 yards the rest of the way. Linebacker Brandon Bell added an interception in Penn State territory, and seven different Lions combined for seven sacks for the game - the most by Penn State in a single game since the Northwestern game in 2011.

Sophomore quarterback Trace McSorley enjoyed a successful first career start at the helm of Penn State's new-look offense. He threw touchdown passes to DaeSean Hamilton and Mike Gesicki, connecting on 16-of-31 pass attempts for 209 yards, while also adding 47 yards on the ground. Classmate Saquon Barkley led the rushing attack, totaling 105 yards on 22 carries with one touchdown.

Penn State improves to 107-21-2 in season openers and has won 13 of its last 15. Six Nittany Lions made their first career starts (OG Ryan Bates, QB Trace McSorley, DE Evan Schwan, DT Kevin Givens, DT Parker Cothren, P Blake Gillikin), while 19 played in their first collegiate game for Penn State.

Turning Point

After a back-and-forth first half, Oruwariye's interception return for a touchdown - Penn State's first since 2014 - gave the Nittany Lions their first two-score lead of the game.

Difference Makers

Penn State

- Defense - Limited Kent State's three quarterbacks to 129 yards passing and 14 completions on 28 attempts with two interceptions. Seven different Kent State rushers were limited to 150 yards on 41 attempts. The Nittany Lions did not allow a touchdown on defense against Kent State for at least the fourth consecutive game.
- QB Trace McSorley - McSorley completed 16-of-31 pass attempts for 209 yards (both career highs) and two touchdowns in his first start. He connected on a career-long pass of 43 yards to DeAndre Thompkins and was sacked just once. McSorley also added 47 yards rushing on 14 carries - the most by a Penn State quarterback in a game since Kevin Newsome had 49 yards rushing against Eastern Illinois in 2009.
- RB Saquon Barkley - Rushed for 105 yards and a

touchdown on 22 carries and also caught one pass for 17 yards. It was his sixth career 100-yard rushing game.

- WR Chris Godwin - Godwin continued his consistent play catching seven passes for 67 yards. He has caught at least four passes in 13 of his last 16 games, and at least six in five of his last six games.
- TE Mike Gesicki - Gesicki enjoyed a career day, matching his career high of three receptions while totaling a career-best 42 yards receiving and making his second career touchdown reception.
- CB Amani Oruwariye - Returned an interception 30-yards for a touchdown and made two tackles. The interception and touchdown were career firsts.
- LB Brandon Bell - Second on the team with eight tackles and made an interception at the Penn State 13 at the end of the third quarter.
- DE Shareef Miller - Had 2.0 sacks and five tackles in first career game.
- S Marcus Allen - Forced the third fumble of his career and recovered the second of his career in the second quarter, leading to a Barkley touchdown.

Kent State

- S Nate Holley - Made a game-high 17 tackles.
- DE Terrance Waugh - Stripped McSorley of the ball in the second quarter, leading to a fumble recovery for a touchdown. Also made seven tackles.

Key Drives

PENN STATE 1st Qtr, 5:19-1:56 - TOUCHDOWN

The Nittany Lions answered a Kent State field goal with a touchdown drive after taking over at their own 21. Barkley and McSorley picked up a first down on the ground, and then McSorley found Godwin along the sidelines for a 26-yard pick-up to the Kent State 41. Back-to-back rushes by Barkley netted 13 more yards and another first down. McSorley then found Godwin for seven and rushed for nine more himself to reach the Kent State 12. Barkley rushed to the four and then McSorley connected with Hamilton in the end zone on a slant over the middle for a touchdown.

PENN STATE 2nd Qtr, 8:43-8:02 - TOUCHDOWN

After Marcus Allen forced and recovered a fumble in Kent territory. Barkley rushed for six yards and then scampered down the right sideline, diving inside the pylon to complete a 7-yard touchdown run for a 13-6 lead.

The Rest

Kent State tied the game midway through the second quarter with a fumble recovery for a touchdown, but a pair of Tyler Davis field goals, Oruwariye's pick six and Gesicki's touchdown iced the win.

SCORING SUMMARY

	1	2	3	4	OT	F
KSU	3	10	0	0	-	13
PSU	6	10	10	7	-	33

1st	5:25	KSU	11-64/4:31/3-0
		Shane Hynes 26 yd field goal	
	1:56	PSU	9-79/3:23/3-6
		DaeSean Hamilton 4 yd pass from McSorley (PAT rush fail)	
2nd	11:33	KSU	10-49/5:23/6-6
		Shane Hynes 43 yd field goal	
	8:02	PSU	2-13/0:41/6-13
		Saquon Barkley 7 yd rush (Davis kick)	
	6:12	KSU	13-13
		Eloee Refuge 20 yd fumble recovery (Hynes kick)	
	1:47	PSU	12-49/4:18/13-16
		Tyler Davis 29 yd field goal	
3rd	14:05	PSU	13-23
		Amani Oruwariye 30 yd INT return (Davis kick)	
	4:22	PSU	8-49/2:39/13-26
		Tyler Davis 28 yd field goal	
4th	1:53	PSU	8-67/2:38/13-33
		Mike Gesicki 30 yd pass from McSorley (Davis kick)	

TEAM STATS

	KSU	PSU
First Downs	16	19
Rushing Yards	150	145
Passing Yards	129	209
Passing (C-A-Int)	14-28-2	16-31-0
Total Offense	279	354
Plays	69	69
Fumbles (#-Lost)	2-1	2-1
Penalties (#-Yards)	6-47	5-55
Possession Time	32:56	27:04
3rd-Down Conv.	5-17	5-14
Red-Zone	2-3	4-5
Touchdowns	0	2
Field goals	2	2

OTHER

Time of Game	3:27
Kent State	0-1, 0-0 MAC
Penn State	1-0, 0-0 B1G

INDIVIDUAL STATISTICS

RUSHING

Kent State-Rankin, Justin 13-82; Price, Kavious 2-31; Mitchell, Mylik 10-27; Agner, Justin 12-7; Matthews, Will 2-6; Holley, Nick 1-4; Bollas, George 1-minus 7.
Penn State-Barkley, Saquon 22-105; McSorley, Trace 14-47; Robinson, Andre 1-minus 2; TEAM 1-minus 5.

PASSING

Kent State-Agner, Justin 8-15-2-64; Mitchell, Mylik 6-12-0-65; Bollas, George 0-1-0-0.
Penn State-McSorley, Trace 16-31-0-209.

RECEIVING

Kent State-Holley, Nick 4-45; James, Raekwon 2-44; Rankin, Justin 2-15; White, Kris 1-12; Washington, Myles 1-9; Fackler, Brice 1-7; Calhoun, Ernest 1-4; Harrell, Trey 1-minus 3; Price, Kavious 1-minus 4.
Penn State-Godwin, Chris 7-67; Gesicki, Mike 3-49; Blacknall, Saeed 2-24; Hamilton, DaeSean 2-9; Thompkins, DeAndre 1-43; Barkley, Saquon 1-17.

TOP TACKLERS (T-UA-A)

Kent State-Holley, Nate 17-5-12; McRae, Juantez 8-4-4; Waugh, Terence 7-4-3; Monday, Demetrious 6-6-0; Cuthbert, Nick 6-2-4
Penn State-Cabinda, Jason 11-5-6; Bell, Brandon 8-3-5; Sickels, Garrett 6-1-5; Miller, Shareef 5-4-1; Allen, Marcus 5-2-3; Wartman-White, Nyeem 5-1-4; White, Antoine 5-1-4.



@PennStateFBall



PSUFBall


2016

PSUnrivaled.com

GoPSUsports.com

GAME 2

PENN STATE 39



42 PITT

HEINZ FIELD
ESPN

SEPT. 10, 2016
ATTN: 69,983



GAME RECAPS

PITTSBURGH - A 332-yard passing day for quarterback Trace McSorley and five total touchdowns by running back Saquon Barkley wasn't enough to overcome the strong rushing attack of Pitt in a 42-39 setback for the Nittany Lions on Saturday afternoon in Heinz Field. The 69,983 in attendance marked the largest crowd ever at a city of Pittsburgh sporting event.

Barkley scored a career high five touchdowns and totaled 147 all-purpose yards, but the Pitt rushing attack, led by 117 yards from James Connor, was too much to overcome. Barkley's five touchdowns including four of the rushing variety, accounted for 30 points in the game. The 30 points rank tied for No. 4 in school history and is the first 30-point game for Penn State since Ki-Jana Carter had 30 points against Michigan State on Nov. 26, 1994. He is the first Big Ten player since Wisconsin's Melvin Gordon scored 30 points vs. Bowling Green in 2014.

The 81 points scored were the most combined points in the history of the 97-game Penn State-Pitt series.

Turning Point

Pitt led by as many as 21 points in the first half, but the game was in the hands of the Penn State offense trailing by three points with 3:56 remaining. After driving to the Pitt 32, McSorley's pass was intercepted in the end zone by Ryan Lewis and Pitt was able to kneel out the clock for the win.

Difference Makers

Penn State

- RB Saquon Barkley - Toted the ball 20 times for 85 yards, caught two passes for 45 yards and returned one kickoff for 17 yards to total 147 all-purpose yards. Netted five total touchdowns - four rushing - to become the first Big Ten player since 2014 (Melvin Gordon, vs. Bowling Green) to account for 30 points in a game. Is the first Nittany Lion with 30 points since Ki-Jana Carter (1994, vs. Michigan State) and his total is tied for No. 4 in single game scoring at Penn State.
- QB Trace McSorley - Set career-highs for completions (24), attempts (35) and passing yards (332). The 332 passing yards are No. 13 on the Penn State single season charts and mark his first career 300-yard passing game.
- WR DaeSean Hamilton - Brought in eight passes for 82 yards and caught a two-point conversion from McSorley in the fourth quarter.
- WR DeAndre Thompkins - Entered the season with three career grabs for 33 yards and made three catches for 87 yards vs. the Panthers. Now has four catches for 130 yards through two games in 2016.
- LB Nyeem Wartman-White - Posted nine tackles, including a career-high 3.0 tackles-for-loss. Of his nine

hits, seven were of the solo variety.

- DE Torrence Brown - A career-high six tackles and 2.0 tackles-for-loss were not enough for Brown vs. Pitt, as he added his first career forced fumble against the Panthers.
- CB John Reid - Recovered his second career fumble and added a career-high-tying five stops. Also returned four punts for 61 yards - including a career-long 59 yard scamper.

Pitt

- RB James Conner - Gained 117 yards on 22 carries and added a team-high-tying four catches for 29 yards, scoring one on the ground and once through the air.
- Pitt Rushing Attack - The Panthers watched as eight different players rushed the ball, with seven of them averaging more than 4.0 yards per carry.
- QB Nathan Peterman - Did work on the ground and through the air, compiling 91 yards passing and 52 yards rushing, while not getting sacked in the game. Completed 11-of-15 passes and threw three scoring strikes.
- WR Quadree Henderson - Henderson was effective through the air and on the ground, catching three passes for a team-high 47 yards, returning two kickoffs for 96 yards - including an 84-yarder that set up the eventual winning score - and rushing for 58 yards.

Key Drives

PSU, 4th Qtr, 6:30-5:00 - TOUCHDOWN

Starting near midfield, Penn State drove it down to the Pitt two yard line, in large part on the arm of McSorley. A 27 yard completion to Juwan Johnson kick started the drive and a 19-yard connection with Hamilton pushed the Nittany Lions just three yards from paydirt. Barkley capitalized on the short yardage, needing two carries for his fourth rushing score of the game. Down four points after the touchdown, Penn State went for the two-point conversion, and McSorley found Hamilton on a scramble to make it a three-point game.

PSU, 4th Qtr, 3:56-1:15 - INTERCEPTION

Penn State took the field with 3:56 to play and a chance to tie the game or take the lead for the first time. A Barkley rush for 11 yards started the drive and two plays later it looked as if McSorley had Hamilton down the home sideline for a score, but the ball fell to the turf. After a Pitt sack made it 4th-and-16, McSorley found Thompkins across the middle for a 34-yard gain to move the Nittany Lions to the Pitt 32. After a Barkley rush for one yard, McSorley looked towards the end zone, but his pass - intended for Irvin Charles - was intercepted by Ryan Lewis. Pitt knelled three times to run out the clock on the ensuing drive.

SCORING SUMMARY

	1	2	3	4	OT	F
PSU	7	7	7	18	-	39
PITT	14	14	7	7	-	42

1st	8:03	Pitt	10-99/4:43/0-7
		George Aston 1 yd run (Blewitt kick)	
	7:16	Pitt	2-12/0:38/0-14
		Quadree Henderson 7 yd pass from Peterman (Blewitt kick)	
	2:42	PSU	1-15/0:09/7-14
		Saquon Barkley 3 yd run (Davis kick)	
2nd	13:38	Pitt	9-74/4:04/7-21
		Scott Orndoff 2 yd pass from Peterman (Blewitt kick)	
	11:54	Pitt	3-30/1:07/7-28
		George Aston 3 yd run (Blewitt kick)	
	0:42	PSU	8-83/2:35/14-28
		Saquon Barkley 1 yd run (Davis kick)	
3rd	11:54	PSU	2-46/0:39/21-28
		Saquon Barkley 40 yd pass from McSorley (Davis kick)	
	7:24	Pitt	11-75/4:30/21-35
		James Conner 1 yd run (Blewitt kick)	
4th	13:42	PSU	7-68/2:04/28-35
		Saquon Barkley 1 yd run (Davis kick)	
	12:04	PSU	4-9/1:31/31-35
		Tyler Davis 38 yd field goal	
	10:24	Pitt	3-10/1:40/31-42
		James Conner 12 yd pass from Peterman (Blewitt kick)	
	5:00	PSU	6-60/1:30/39-42
		Saquon Barkley 2 yd run (Hamilton pass from McSorley)	

TEAM STATS

	PSU	PITT
First Downs	20	19
Rushing Yards	74	341
Passing Yards	332	91
Passing (C-A-Int)	24-35-1	11-15-1
Total Offense	406	432
Plays	66	71
Fumbles (#-Lost)	5-3	2-1
Penalties (#-Yards)	4-35	10-79
Possession Time	24:31	35:29
3rd-Down Conv.	2-10	4-12
Red-Zone	5-5	6-6
Touchdowns	4	6
Field goals	1	0

OTHER

Time of Game	3:44
Penn State	1-1, 0-0 B1G
Pittsburgh	1-1, 0-0 ACC

INDIVIDUAL STATISTICS

RUSHING

Penn State-Barkley, Saquon 20-85; Robinson, Andre 1-4; Allen, Mark 1-2; McSorley, Trace 9-minus 17.
PITT-Conner, James 22-117; Henderson, Quadree 4-58; Peterman, Nathan 8-52; Ollison, Qadree 9-36; Hall, Darrin 4-33; Whitehead, Jordan 1-28; Aston, George 4-14; Ford, Donte 1-6; TEAM 3-minus 3.

PASSING

Penn State-McSorley, Trace 24-35-1-332.
PITT-Peterman, Nathan 11-15-1-91.

RECEIVING

Penn State-Hamilton, DaeSean 8-82; Gesicki, Mike 4-47; Godwin, Chris 4-36; Thompkins, DeAndre 3-87; Barkley, Saquon 2-45; Johnson, Juwan 1-27; Allen, Mark 1-4; Polk, Brandon 1-4.
PITT-Conner, James 4-29; Orndoff, Scott 4-15; Henderson, Quadree 3-47.

TOP TACKLERS (T-UA-A)

Penn State-Wartman-White, Nyeem 9-7-2; Bell, Brandon 9-5-4; Allen, Marcus 8-4-4; Brown, Torrence 6-5-1; Golden, Malik 6-3-3; Bowen, Manny 5-5-0; Reid, John 5-3-2.
PITT-Lewis, Ryan 9-9-0; Whitehead, Jordan 7-4-3; Idowu, Oluwaseun 6-4-2; Webb, Terrish 5-5-0; Maddox, Avonte 5-4-1.



@PennStateFBall



PSUFBall

2016

PSUnvalued.com

GoPSUsports.com

GAME 3

TEMPLE 27



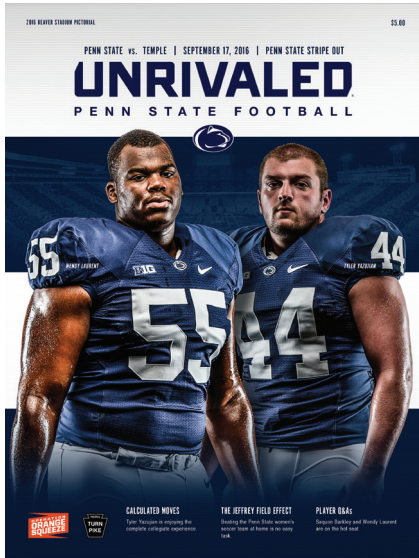
vs.



34 PENN STATE

BEAVER STADIUM
BTN

SEPT. 17, 2016
ATTN: 100,420



GAME RECAPS

UNIVERSITY PARK, Pa. - Trace McSorley connected on 18-of-24 passes for 287 yards and a touchdown, including a pair of 52-yard throws, and the Penn State defense held Temple to 38 yards rushing, as the Nittany Lions defeated Temple, 34-27, in front of a "Stripe Out" crowd.

Penn State led Temple by as many as two touchdowns in the first half, as Chris Godwin totaled 111 yards and a touchdown in the first 30 minutes. The Owls capitalized on Nittany Lion miscues in the second half to pull within three, 27-24, midway through the fourth quarter, but running back Saquon Barkley answered for Penn State by breaking off a 55-yard touchdown run with 7:20 remaining.

Penn State jumped out to a 21-7 lead in the first half. A 52-yard touchdown strike to Godwin for the game's first score was quickly answered by a 67-yard reception by Temple's Romond Deloatch, setting up an 8-yard touchdown run for running back Jahad Thomas. However, Penn State went back ahead with 2:50 remaining in the first quarter, as running back Andre Robinson capped a 13-play, 69-yard drive with three consecutive runs, including a 3-yard plunge into the end zone for his first career touchdown. McSorley capped a drive midway through the second quarter with a dive into the end zone for a 21-7 advantage.

Temple assembled a field goal drive just before the break to head into the locker room trailing 21-10.

The Nittany Lions restored their 14-point lead with a 40-yard Tyler Davis field goal just under six minutes into the second half. However, Penn State allowed a 9-yard touchdown drive and a 1-yard touchdown drive with only a Davis field goal in between after turnovers gave the Owls short fields.

Penn State's lead was down to 27-24, but Barkley's touchdown scamper resulted in a 34-24 lead that proved to be enough, as Temple could only muster a field goal for the final margin.

The 106 points scored by Penn State through three games is the most by a Nittany Lion team since the 2008 squad put up 166 points in that span (Coastal Carolina - 66; Oregon State - 45; at Syracuse - 55).

Turning Point

Temple appeared to have the momentum after an interception late in the third quarter and a fumble on a punt return midway through the fourth quarter resulted in two short touchdown drives. With the Penn State lead down to just three points, Barkley restored the Nittany Lions' two-score advantage with a 55-yard touchdown down run with 7:20 to go.

Difference Makers

Penn State

- LB Brandon Smith - The junior entered the game with just one tackle, but he made eight tackles, including

on assisting on a stop behind the line, and broke up a pass for a career day.

- Rushing Attack - Barkley, McSorley and Andre Robinson each rushed for a touchdown, marking the first time since last season's Rutgers contest that three different Lions rushed across the goal line.
- Run Defense - Penn State only yielded 38 yards on the ground for their best performance against the run since limiting Illinois to 37 yards last season.

Temple

- SS Delvon Randall - Randall setup both of Temple's second half touchdown drives. In the third quarter, he picked off McSorley at the Penn State 26 and returned it to the 9. The ensuing Temple offensive possession resulted in a touchdown and shrunk Penn State's lead to 24-17. Randall also recovered a fumble on a punt return at the Penn State 1 in the fourth quarter, setting up another touchdown drive that pulled the Owls within a field goal, 27-24.
- RB Jahad Thomas - Thomas was both Temple's leading receiver and rusher in his first game of the season. On the ground, Thomas scored two touchdowns and totaled 52 yards on 14 carries. He also caught six passes for 48 yards.

Key Drives

PENN STATE 1st Qtr, 8:47-2:50 - TOUCHDOWN

Penn State used the ground game for its next score rushing eight times for 47 yards on the drive. Once Penn State broke into the red zone, Robinson took it from there, rushing 12 yards to the Temple 6, before back-to-back 3-yard rushes resulting in his first career touchdown and 14-7 lead.

PENN STATE 2nd Qtr, 10:29-7:15 - TOUCHDOWN

After Robinson converted a fourth-and-1 at Temple's 44 with a 1-yard rush, McSorley connected with Godwin for 23-yard gain to the Temple 20. After a 2-yard Robinson rush, Polk hauled in a 14-yard pass at the 4. McSorley then took it himself after a holding penalty took out the intended receiver. McSorley just continued to roll right on the play and dove for the pylon for his first career rushing score and a 21-7 lead.

TEMPLE 4th Qtr, 7:20-2:10 - FIELD GOAL

Penn State only yielded three double-digit plays, the longest being a 13-yard reception on third-and-19, as Temple burned 5 minutes and 11 seconds to move within one score.

The Rest

DaeSean Hamilton recovered an onside kick but Penn State went three-and-out, giving Temple the ball after a punt with 37 seconds remaining. Walker's second pass attempt was intercepted by John Reid though to end the game.

SCORING SUMMARY

	1	2	3	4	OT	F
TEM	7	3	7	10	-	27
PSU	14	7	3	10	-	34

1st	9:35	PSU	Chris Godwin 52 yd pass from McSorley (Davis kick)	2-55/0:42/0-7
	8:54	TEM	Jahad Thomas 8 yd run (Jones kick)	2-75/0:41/7-7
	2:50	PSU	Andre Robinson 3 yd run (Davis kick)	13-69/5:57/7-14
2nd	7:15	PSU	Trace McSorley 2 yd run (Davis, Tyler kick)	9/53/3:14/7-21
	0:04	TEM	Austin Jones 45 yd field goal	6/52/0:34/10-21
3rd	9:03	PSU	Tyler Davis 40 yd field goal	6/48/3:50/10-24
	1:56	TEM	Phillip Walker, Phillip 1 yd run (Jones kick)	4/9/2:09/17-24
4th	12:45	PSU	Tyler Davis 30 yd field goal	7/71/4:05/17-27
	8:10	TEM	Jahad Thomas 2 yd run (Jones kick)	3/1/1:44/24-27
	7:20	PSU	Saquon Barkley 55 yd run (Davis kick)	2/75/0:50/24-34
	2:10	TEM	Austin Jones 34 yd field goal	12/48/5:10/27-34

TEAM STATS

	TEM	PSU
First Downs	13	21
Rushing Yards	38	341
Passing Yards	286	287
Passing (C-A-Int)	25-34-1	18-24-1
Total Offense	324	403
Plays	62	61
Fumbles (#-Lost)	1-0	5-2
Penalties (#-Yards)	13-118	7-62
Possession Time	31:27	28:33
3rd-Down Conv.	3-13	2-9
Red-Zone	4-4	4-6
Touchdowns	3	2
Field goals	1	2

OTHER

Time of Game	3:26
Penn State	2-1, 0-0 B1G
Temple	1-2, 0-0 AAC

INDIVIDUAL STATISTICS

RUSHING

Temple-Thomas, Jahad 14-52; Sharga, Nick 3-4; Simpson, Cortrell 1-minus 1; Armstead, Ryquell 2-minus 4; Walker, Phillip 8-minus 13.

Penn State-Barkley, Saquon 9-68; Sanders, Miles 3-27; Robinson, Andre 6-24; Allen, Mark 6-17; McSorley, Trace 9-8; Hamilton, DaeSean 1-minus 12; TEAM 3-minus 16.

PASSING

Temple-Walker, Phillip 25-34-1-286.

Penn State-McSorley, Trace 18-24-1-287.

RECEIVING

Temple-Thomas, Jahad 6-48; Kirkwood, Keith 5-57; Yancy, Brodrick 4-31; Ellick, Marshall 3-41; Jennings, Adonis 3-23; Deloatch, Romond 1-67; Myarick, Chris 1-15; Armstead, Ryquell 1-2; Sharga, Nick 1-2.

Penn State-Godwin, Chris 7-117; Thompkins, DeAndre 3-36; Gesicki, Mike 2-62; Hamilton, DaeSean 2-50; Barkley, Saquon 2-7; Polk, Brandon 1-14; Allen, Mark 1-1.

TOP TACKLERS (T-UA-A)

Temple-Chandler, Sean 8-4-4; Reddick, Haason 75-2; Randall, Delvon 7-3-4; Williams, Avery 6-1-5; Marshall, Stephaun 5-2-3.

Penn State-Golden, Malik 9-3-6; Allen, Marcus 8-6-2; Smith, Brandon 8-4-4; Cothren, Parker 7-2-5; Cooper, Jake 5-1-4; Reid, John 4-2-2; Brown, Torrence 4-1-3.



@PennStateFBall



PSUfball

2016

PSUnrivalled.com

GoPSUsports.com



2
MARCUS ALLEN

6-2 ▶ 202 ▶ Jr./Jr. Eligible
Safety ▶ Upper Marlboro, Md.

» 2016

Season: Started three games. **Kent State (9/3):** Logged five stops... Forced and recovered a fumble at the Kent State 20 in the second quarter that led to a Saquon Barkley touchdown to give Penn State the lead for good. **at Pitt (9/10):** Netted eight stops - including four solo...Made a fourth quarter tackle-for-loss. **Temple (9/17):** Recorded eight tackles with six solo stops...Had 1.0 tackle-for-loss.

» 2016 GAME-BY-GAME

Tackles (Solo-Assisted-Total)
KENT STATE 3-2-5; at Pitt 4-4-8; TEMPLE 6-2-8.

» ALLEN'S CAREER STATISTICS & GAME HIGHS

	UA-A	TK	FR	FC	I	PBU	SACK	TFL
2014	35-23	58	-	-	3	1.0-11	2.0-13	
2015	43-38	81	1	2	-	2	1.0-9	5.0-19
2016	12-9	21	1	1	-	-	-	2.0-4
CAREER	90-70	160	2	3	-	5	2.0-20	9.0-36

Tackles 12; Michigan, 11/21/15
Sacks 1.0; Twice: Last at Maryland, 10/24/15
Tackles for Loss 1.5; Twice: Last vs. Georgia, 1/2/16
Fumble Recoveries 1; Twice: Last Kent State, 9/3/16
Forced Fumbles 1; Three Times: Last Kent State, 9/3/16
Pass Breakups 2; Ohio State, 10/25/14



8
MARK ALLEN

5-6 ▶ 181 ▶ Jr./So. Eligible
Running Back ▶ Hyattsville, Md.

» 2016

Season: Appeared in three games. **at Pitt (9/10):** Made one carry for two yards...Caught one pass for four yards. **Temple (9/17):** Rushed six times for 17 yards...Had one catch for one yard.

» 2016 GAME-BY-GAME

Rushing (Carries-Yards-TD)
KENT STATE 0-0-0 at Pitt 1-2-0; TEMPLE 6-17-0.

Receiving (Receptions-Yards-TD)
KENT STATE 0-0-0; at Pitt 1-4-0; TEMPLE 1-1-0.

» ALLEN'S CAREER OFFENSIVE STATISTICS & GAME HIGHS


	Att.-Yds.	Avg.	TD	LG	Rec.-Yds.	Avg.	TD	LG
2015	27-98	3.6	1	28	4-44	11.0	1	16
2016	7-19	2.7	-	6	2-5	2.5	-	4
Career	34-117	3.4	1	28	6-49	8.2	1	16

Rushing attempts 8; Indiana, 10/10/15
Rushing Yards 45; Indiana, 10/10/15
Rushing Touchdowns 1; Illinois, 10/31/15
Longest Rush 28 yards; Indiana, 10/10/15
Receptions 2; Indiana, 10/10/15
Receiving Yards 29; San Diego State, 9/26/15
Receiving Touchdowns 1; San Diego State, 9/26/15
Longest Reception 16 yards; San Diego State, 9/26/15

» ALLEN'S CAREER PUNT RETURN STATISTICS & GAME HIGHS

	No.	Yds.	Avg.	TD	LG
2015	5	33	6.6	0	14
2016	-	-	-	-	-
Career	5	33	6.6	0	14

Punt Returns 4; at Temple, 9/5/15
Punt Return Yards 33; Temple, 9/5/15
Longest Punt Return 14 yards; Temple, 9/5/15



28
TROY APKE

6-1 ▶ 206 ▶ Jr./Jr. Eligible
Safety ▶ Mt. Lebanon, Pa.

» 2016

Season: Appeared in three games. **Kent State (9/3):** Recorded one tackle. **at Pitt (9/10):** Made a combine special teams stop (Scott) in the first quarter.

» 2016 GAME-BY-GAME

Tackles (Solo-Assisted-Total)
KENT STATE 0-1-1; at Pitt 0-1-1; TEMPLE 0-0-0.

» APKE'S CAREER STATISTICS & GAME HIGHS

	UA-A	TK	FR	FC	I	PBU	SACK	TFL
2014	2-0	2	-	-	-	-	-	-
2015	14-12	26	-	1	-	1	-	-
2016	1-1	2	-	-	-	-	-	-
CAREER	17-13	30	-	1	-	1	-	-

Tackles 5; Twice: Last at Michigan State, 11/28/15
Forced Fumbles 1; Rutgers, 9/19/15
Pass Breakups 1; Michigan, 11/21/15



26
SAQUON BARKLEY

5-11 ▶ 223 ▶ So./So. Eligible
Running Back ▶ Coplay, Pa.

» CAREER NOTES & RECORDS

Ranks 31st on Penn State's career rushing list with 1,334 yards...Has six career 100-yard games; five in 2015 and one in 2016...Has 41 rushes of 10 or more yards in his career; 34 in 2015 and seven in 2016...Broke Penn State's freshman (true or redshirt) season record with 1,076 rushing yards, surpassing D.J. Dozier's mark of 1,002 set in 1983...Ended the 2015 season ranked 16th on the Penn State single season rushing charts...Finished tied for first place on the Penn State true freshman season rushing touchdown (Dozier, 7) and 100-yard rushing games lists (Dozier, 5)...Broke Penn State freshman season record for all-purpose yards with 1,237, surpassing the mark set by Dozier in 1983 (1,191).

» 2016

Awards: Selected to the Big Ten Preseason Honor Roll...Named to the Maxwell Award, Doak Walker Award and Rotary Lombardi Award Preseason Watch Lists...Named to the Dante Hall Award Watch List.

Season: Started three games...Six rushing touchdowns in the first three games of the season are the most by a Penn State player since Evan Royster (6) in 2008...Seven combined offensive touchdowns (6 rushing, 1 receiving) are the most by a Penn State player since Lydell Mitchell had seven to begin the 1971 season. **Rankings:** Leads the Big Ten and is No. 5 nationally in scoring (14.0 ppg)...Is No. 5 nationally and leads the B1G in rushing touchdowns (6)...Ranks 49th in the NCAA and No. 9 in the Big Ten in rushing yards per game (86.0 ypg)...Sits 70th nationally and sixth in the conference in all-purpose yards (114.6 ypg). **Kent State (9/3):** Posted his first 100-yard game of the season and sixth for his career with 105 yards on 22 carries...Made one catch for 17 yards...Scored his first touchdown of the season on a 7-yard burst to the pylon off the right side in the second quarter. **at Pitt (9/10):** Accounted for 147 all-purpose yards...Carried 20 times for 85 yards and four touchdowns...Caught two passes for 45 yards and a touchdown...Returned one kickoff for 17 yards...Had rushing scores of 3, 1, 1 and 2 yards in the game...Caught a career-long 40 yard grab for a touchdown in the third quarter...Accounted for 30 points in the game...The 30 points are tied for No. 4 in Penn State history (fifth occasion)...First Nittany Lion with 30 points since Ki-Jana Carter vs. Michigan State in 1994...His 30 points are the most by a Big Ten player since Melvin Gordon had 30 tallies against Bowling Green in 2014...The four rushing touchdowns are the most by a Nittany Lion since Larry Johnson had four

vs. Michigan State in 2002. **Temple (9/17):** Carried nine times for 68 yards and one touchdown...Touchdown run covered 55 yards for his longest career scoring run...Caught two passes for seven yards.

» 2016 GAME-BY-GAME

Rushing (Carries-Yards-TD)
KENT STATE 22-105-1; at Pitt 20-85-4; TEMPLE 9-68-1.

Receiving (Receptions-Yards-TD)
KENT STATE 1-17-0; at Pitt 2-45-1; TEMPLE 2-7-0.

» BARKLEY'S CAREER OFFENSIVE STATISTICS & GAME HIGHS

	Att.-Yds.	Avg.	TD	LG	Rec.-Yds.	Avg.	TD	LG
2015	182-1,076	5.9	7	56	20-161	8.0	1	32
2016	51-258	5.0	6	55	5-69	13.8	1	40
Career	233-1,334	5.7	13	56	25-230	9.2	2	40

Rushing attempts 26; at Ohio State, 10/17/15
Rushing Yards 195; Rutgers, 9/19/15
Rushing Touchdowns 4; at Pitt, 9/10/16
Longest Rush 56 yards; Twice: Last Michigan, 11/21/15

Receptions 6; at Northwestern, 11/7/15
Receiving Yards 58; Illinois, 10/31/15
Receiving Touchdowns 1; Twice: Last at Pitt, 9/10/16
Longest Reception 40 yards; at Pitt, 9/10/16

All-Purpose Yards 195; Rutgers, 9/19/15

» 2016 GAME-BY-GAME

Kickoff Returns (Returns-Yards-TD-YPR)
KENT STATE 0-0-0-0.0; at Pitt 1-17-0-17.0; TEMPLE 0-0-0-0.0.

» BARKLEY'S CAREER KICKOFF RETURN STATISTICS & GAME HIGHS

	No.	Yds.	Avg.	TD	LG
2015	-	-	-	-	-
2016	1	17	17.0	-	17
Career	1	17	17.0	-	17

Kickoff Returns 1; at Pitt, 9/10/16
Kickoff Return Yards 17; at Pitt, 9/10/16
Longest Kickoff Return 17 yards; at Pitt, 9/10/16



52
RYAN BATES

6-4 ▶ 305 ▶ So./Fr. Eligible
Guard/Center ▶ Warrington, Pa.

» 2016

Season: Started three games...One of nine first time starters in 2016...One of 19 freshmen (15 redshirt, 4 true) to appear in 2016. **Kent State (9/3):** Made his first career start in his first career game...Helped pave the way for Saquon Barkley's 105-yard rushing effort and protected Trace McSorley, who posted his first career 200-yard passing game. **at Pitt (9/10):** Part of an offensive line that cleared the way for Saquon Barkley's four rushing touchdowns...Blocked for Trace McSorley's 332 passing yards, which ranks No. 13 in Penn State single game history. **Temple (9/17):** Part of a line that didn't allow a sack...Paved the way for three rushing touchdowns...Protected Trace McSorley in his third career 200-yard passing effort.



@PennStateFBall



PSUFBall

2016

PSUnivald.com

GoPSUsports.com



11
BRANDON
BELL

6-1 ▶ 233 ▶ Sr./Sr. Eligible

Linebacker ▶ Mays Landing, N.J.

» 2016

Season: Started two games...Selected as team captain. **Kent State (9/3):** Ranked second on the team with eight stops...Grabbed his third career interception to end a Kent State scoring threat at the end of the third quarter. **at Pitt (9/10):** Tied for team high (Wartman-White) with nine tackles, including five solo stops.

» 2016 GAME-BY-GAME

Tackles (Solo-Assisted-Total)

KENT STATE 3-5-8; at Pitt 5-4-9; TEMPLE DNP.

» BELL'S CAREER STATISTICS & GAME HIGHS

	UA-A	TK	FR	FC	I	PBU	SACK	TFL
2013	14-10	24	-	1	-	-	-	-
2014	23-24	47	-	-	1	3	2.0-17	7.0-43
2015	36-29	65	1	3	1	-	5.5-33	12.5-52
2016	8-9	17	-	-	1	-	-	-
CAREER	81-72	153	1	4	3	3	7.5-50	19.5-95

Tackles 13; Ohio State, 10/25/14
Sacks 2.5; at Northwestern, 11/7/15
Tackles for Loss 3.5; Twice: Last at Northwestern, 11/7/15
Fumble Recoveries 1; Michigan, 11/21/15
Forced Fumbles 1; Four Times: Last Michigan, 11/21/15
Interceptions 1; Three Times: Last Kent State, 9/3/16
Pass Breakups 2; Maryland, 11/1/14



13
SAEED
BLACKNALL

6-3 ▶ 212 ▶ Jr./Jr. Eligible

Wide Receiver ▶ Manalapan, N.J.

» 2016

Season: Started one game. **Kent State (9/3):** Made two catches for 24 yards...Made a 21-yard grab on the left sideline on the first play of Penn State's third scoring drive of the game.

» 2016 GAME-BY-GAME

Receiving (Receptions-Yards-TD)

KENT STATE 2-24-0; at Pitt DNP; TEMPLE DNP.

» BLACKNALL'S CAREER OFFENSIVE STATISTICS & GAME HIGHS

	Att.-Yds.	Avg.	TD	LG	Rec.-Yds.	Avg.	TD	LG
2014	1(-1)	(-1.0)	-	(-1)	11-112	10.2	1	24
2015	-	-	-	-	8-248	31.0	1	59
2016	-	-	-	-	2-24	12.0	-	21
Career	1(-1)	(-1.0)	-	(-1)	21-384	18.2	2	59

Receptions 4; Twice: Last San Diego State, 9/26/15
Receiving Yards 101; San Diego State, 9/26/15
Receiving Touchdowns 1; Twice: Last Michigan, 11/21/15
Longest Reception 59 yards; at Michigan State, 11/28/15



43
MANNY
BOWEN

6-1 ▶ 220 ▶ So./So. Eligible

Linebacker ▶ Barnegat, N.J.

» 2016

Season: Appeared in three games with two starts...Is one of nine first time starters...Made his first career start at Pitt (9/10). **Kent State (9/3):** Totaled one tackle...Added his first career pass breakup. **at Pitt (9/10):** Made his first career start...Collected five tackles, all solo...Posted his first career solo tackles-for-loss in the first quarter. **Temple (9/17):** Notched three tackles...Logged his first career sack with a takedown of Phillip Walker in the second quarter...Had one pass breakup...A part of a front seven that limited Temple to just 38 rushing yards, the fewest since holding Illinois to 37 yards on the ground in 2015.

» 2016 GAME-BY-GAME

Tackles (Solo-Assisted-Total)

KENT STATE 0-1-1; at Pitt 5-0-5; TEMPLE 2-1-3.

» BOWEN'S CAREER STATISTICS & GAME HIGHS

	UA-A	TK	FR	FC	I	PBU	SACK	TFL
2015	12-6	18	1	1	-	-	-	0.5-2
2016	7-2	9	-	-	-	2	1.0-7	2.0-10
CAREER	19-8	27	1	1	-	2	1.0-7	2.5-12

Tackles 6; Army, 10/3/15
Sacks 1.0; Temple, 9/17/16
Tackles for Loss 1.0; Twice: Last Temple, 9/17/16
Fumble Recoveries 1; Army, 10/3/15
Forced Fumbles 1; at Michigan State, 11/28/15
Pass Breakups 1; Twice: Last Temple, 9/17/16



31
CAMERON
BROWN

6-5 ▶ 215 ▶ Fr./Fr. Eligible

Linebacker ▶ Burtonsville, Md.

» 2016

Season: Appeared in two games...One of 19 freshmen (15 redshirt, 4 true) to appear in 2016. **at Pitt (9/10):** Made his first collegiate appearance...Notched his first tackle on defense in the third quarter. **Temple (9/17):** Appeared mostly on special teams...Played three defensive snaps.

» 2016 GAME-BY-GAME

Tackles (Total-Solo-Assisted)

KENT STATE DNP; at Pitt 0-1-1; TEMPLE 0-0-0.

» BROWN'S CAREER STATISTICS & GAME HIGHS

	UA-A	TK	FR	FC	I	PBU	SACK	TFL
2016	0-1	1	-	-	-	-	-	-
CAREER	0-1	1	-	-	-	-	-	-

Tackles 1; at Pitt, 9/10/16



19
TORRENCE
BROWN

6-3 ▶ 257 ▶ Jr./So. Eligible

Defensive End ▶ Tuscaloosa, Ala.

» 2016

Season: Appeared in three games with one start...One of nine first time starters in 2016...Made his first collegiate start vs. Temple (9/17). **Kent State (9/3):** Combined on three tackles. **at Pitt (9/10):** Collected a career-high six stops...Totaled a career-best 2.0 tackles for loss with a pair of solo TFLs in the third quarter...Forced his first career fumble in the fourth quarter that led to a Tyler Davis field goal. **Temple (9/17):** Made four tackles...Forced his second fumble of the season in the fourth quarter...Had 1.0 tackle-for-loss, which included combining with Robert Windsor on a fourth quarter sack...A part of a front seven that limited Temple to just 38 rushing yards, the fewest since holding Illinois to 37 yards on the ground in 2015.

» 2016 GAME-BY-GAME


Tackles (Solo-Assisted-Total)

KENT STATE 3-0-3; at Pitt 5-1-6; TEMPLE 1-3-4.

» BROWN'S CAREER STATISTICS & GAME HIGHS

	UA-A	TK	FR	FC	I	PBU	SACK	TFL
2015	5-6	11	1	-	-	-	1.5-4	5.5-14
2016	6-7	13	-	2	-	-	0.5-4	3.0-4
CAREER	11-13	24	1	2	-	-	2.0-8	8.5-23

Tackles 6; at Pitt, 9/10/16
Sacks 1.0; Michigan, 11/21/15
Tackles for Loss 2.0; Twice: Last at Pitt, 9/10/16
Forced Fumbles 1; Twice: Last Temple, 9/17/16
Fumble Recoveries 1; at Temple, 9/5/15



97
RYAN
BUCHHOLZ

6-6 ▶ 270 ▶ So./Fr. Eligible

Defensive End ▶ Malvern, Pa.

» 2016

Season: Appeared in three games...One of 19 freshmen (15 redshirt, 4 true) to appear in 2016. **Kent State (9/3):** Made two tackles, including his first career sack...Combined with Brandon Bell for his first career stop in the first quarter...Sacked Kent State quarterback Mylik Mitchell to end KSU's final drive of the game for a loss of seven yards...Penn State's seven sacks were the most since logging seven at Northwestern in 2011. **at Pitt (9/10):** Made two stops - both solo. **Temple (9/17):** Had one tackle...Combined with Parker Cothren on a second quarter tackle-for-loss...A part of a front seven that limited Temple to just 38 rushing yards, the fewest since holding Illinois to 37 yards on the ground in 2015.

» 2016 GAME-BY-GAME

Tackles (Solo-Assisted-Total)

KENT STATE 1-1-2; at Pitt 2-0-2; TEMPLE 0-1-1.

» BUCHHOLZ'S CAREER STATISTICS & GAME HIGHS

	UA-A	TK	FR	FC	I	PBU	SACK	TFL
2016	3-2	5	0	0	0	0	1.0-7	1.5-8
CAREER	3-2	5	0	0	0	0	1.0-7	1.5-8

Tackles 2; Twice: at Pitt, 9/10/16
Tackles for Loss 1.0; Kent State, 9/3/16
Sacks 1.0; Kent State, 9/3/16



@PennStateFBall



PSUFBall

2016

PSUnrivaled.com

GoPSUsports.com



40
JASON CABINDA
6-1 ▶ 232 ▶ Jr./Jr. Eligible
Linebacker ▶ Flemington, N.J.

» **2016**
Awards: Selected to the Bednarik Award, Butkus Award and Lott IMPACT Trophy Preseason Watch Lists.
Season: Started one game. **Kent State (9/3):** Made a team-high 11 tackles for his fourth career double-digit tackle game.

» **2016 GAME-BY-GAME**
Tackles (Solo-Assisted-Total)
KENT STATE 5-6-11; at Pitt DNP; TEMPLE DNP.

» **CABINDA'S CAREER STATISTICS & GAME HIGHS**

	UA-A	TK	FR	FC	I	PBU	SACK	TFL
2014	7-10	17	0	0	0	0	0-0	0.5-1
2015	39-61	100	0	1	1	5	2.5-33	5.5-37
2016	5-6	11	0	0	0	0	0-0	0-0
CAREER	51-77	128	0	1	1	5	2.5-33	6.0-38

Tackles14; Army, 10/3/15
Sacks2.0; Army, 10/3/15
Tackles for Loss2.0; Army, 10/3/15
Forced Fumbles1; Army, 10/3/15
Interceptions1; at Northwestern, 11/7/15
Pass Breakups1; Five Times: Last Indiana, 10/10/15



1
CHRISTIAN CAMPBELL
6-1 ▶ 194 ▶ Jr./Jr. Eligible
Cornerback ▶ Phenix City, Ala.

» **2016**
Season: Appeared in three games with one start...Made his first start of the season and second of his career vs. Temple (9/17). **Kent State (9/3):** Recorded three stops...Notched a tackle-for-loss in the third quarter on a wide receiver screen. **at Pitt (9/10):** Had two tackles, both solo...Had Penn State's only pass breakup. **Temple (9/17):** Had two tackles.

» **2016 GAME-BY-GAME**
Tackles (Solo-Assisted-Total)
KENT STATE 1-2-3; at Pitt 2-0-2; TEMPLE 1-1-2.

» **CAMPBELL'S CAREER STATISTICS & GAME HIGHS**

	UA-A	TK	FR	FC	I	PBU	SACK	TFL
2014	9-1	10	-	-	1	3	-	1.0-1
2015	6-10	16	-	-	-	2	-	1.0-2
2016	4-3	7	-	-	-	1	-	1.0-4
CAREER	19-14	33	-	-	1	6	-	3.0-7

Tackles5; Indiana, 10/10/15
Tackles for Loss1.0; Three Times: Last Kent State, 9/3/16
Interceptions1; Temple, 11/15/14
Pass Breakups1; Five Times: at Pitt, 9/10/16



11
IRVIN CHARLES
6-4 ▶ 219 ▶ So./Fr. Eligible
Wide Receiver ▶ Sicklerville, N.J.

» **2016**
Season: Appeared in three games...One of 19 freshmen (15 redshirt, 4 true) to appear in 2016. **Kent State (9/3):** Made his collegiate debut.

» **2016 GAME-BY-GAME**
Receiving (Receptions-Yards-TD)
KENT STATE 0-0-0; at Pitt 0-0-0; TEMPLE 0-0-0.



56
TYRELL CHAVIS
6-3 ▶ 295 ▶ Jr./Jr. Eligible
Defensive Tackle ▶ Richmond, Va.

» **2016**
Season: Appeared in three games. **Kent State (9/3):** Made his collegiate debut...Totalled two tackles. **at Pitt (9/10):** Had one stop.

» **2016 GAME-BY-GAME**
Tackles (Solo-Assisted-Total)
KENT STATE 0-2-2; at Pitt 0-1-1; TEMPLE 0-0-0.

» **CHAVIS' CAREER STATISTICS & GAME HIGHS**

	UA-A	TK	FR	FC	I	PBU	SACK	TFL
2016	0-3	3	-	-	-	-	-	-
CAREER	0-3	3	-	-	-	-	-	-

Tackles2; Kent State, 9/3/16



33
JAKE COOPER
6-1 ▶ 230 ▶ So./So. Eligible
Linebacker ▶ Doylestown, Pa.

» **2016**
Season: Appeared in three games with one start...Made his first start of the season and second of his career vs. Temple (9/17). **at Pitt (9/10):** Made two stops. **Temple (9/17):** Collected five tackles...A part of a front seven that limited Temple to just 38 rushing yards, the fewest since holding Illinois to 37 yards on the ground in 2015.

» **2016 GAME-BY-GAME**
Tackles (Solo-Assisted-Total)
KENT STATE 0-0-0; at Pitt 0-2-2; TEMPLE 1-4-5.

» **COOPER'S CAREER STATISTICS & GAME HIGHS**

	UA-A	TK	FR	FC	I	PBU	SACK	TFL
2015	9-5	14	-	-	-	1	1.0-11	2.5-15
2016	1-6	7	-	-	-	-	-	-
CAREER	10-11	21	-	-	-	1	1.0-11	2.5-15

Tackles6; vs. Georgia, 1/2/16
Sacks1.0; Buffalo, 9/12/15
Tackles for Loss1.0; Twice: Last vs. Maryland, 10/24/15
Pass Breakups1; Rutgers, 9/19/15



41
PARKER COTHREN
6-4 ▶ 295 ▶ Sr./Jr. Eligible
Defensive Tackle ▶ Huntsville, Ala.

» **2016**
Season: Started three games...One of nine first time starters in 2016. **Kent State (9/3):** Made his first career start...Made two tackles...Combined with Antoine White for a fourth quarter sack...Penn State's seven sacks were the most since logging seven at Northwestern in 2011. **at Pitt (9/10):** Made one stop. **Temple (9/17):** Totalled a career-high seven tackles...Added a career-best 2.5 tackles-for-loss...Combined with Ryan Buchholz for a second quarter sack, his fourth career game with 0.5 sack...A part of a front seven that limited Temple to just 38 rushing yards, the fewest since holding Illinois to 37 yards on the ground in 2015.

» **2016 GAME-BY-GAME**
Tackles (Solo-Assisted-Total)
KENT STATE 0-2-2; at Pitt 0-1-1; TEMPLE 2-5-7.

» **COTHREN'S CAREER STATISTICS & GAME HIGHS**

	UA-A	TK	FR	FC	I	PBU	SACK	TFL
2014	8-3	11	-	-	-	-	0.5-1	2.5-6
2015	4-9	13	-	-	-	1	0.5-2	0.5-2
2016	2-8	10	-	-	-	-	1.0-4	3.0-10
CAREER	14-18	32	-	-	-	1	2.0-7	6.0-18

Tackles7; Temple, 9/17/16
Sacks0.5; Four Times: Last Temple, 9/17/16
Tackles for Loss2.5; Temple, 9/17/16
Pass Breakups1; Michigan, 11/21/15



95
TYLER DAVIS
5-11 ▶ 180 ▶ Sr./Jr. Eligible
Kicker/Punter ▶ St. Charles, Ill.

» **2016**
Season: Started three games at place kicker...Off to the best kicking start in Penn State history. **Rankings:** One of 18 kickers nationally with a perfect field goal percentage...Sits No. 19 nationally and No. 5 in the Big Ten in field goals per game (1.67 fpgp)...Is 12th in the Big Ten in scoring (8.7 ppg). **Kent State (9/3):** Converted on all five kicks for nine points...Was 3-for-3 on extra points...Connected on field goals of 29 and 28 yards. **at Pitt (9/10):** Connected on a 38-yard field goal in the fourth quarter...Nailed all four extra point attempts. **Temple (9/17):** Tied a career high with 10 points...Knocked in both field goal attempts and all four extra points...Converted field goals of 30 and a season-long 40 yards.

» **DAVIS' CAREER SCORING STATISTICS & GAME HIGHS**

	FGM-A	%	0-19	20-29	30-39	40-49	50+	LG	XP	PTS
2015	8-8	100.0	2-2	3-3	2-2	1-1	-	42	11-11	35
2016	5-5	100.0	-	2-2	2-2	1-1	-	40	11-11	16
Career	13-13	100.0	2-2	5-5	4-4	2-2	-	42	22-22	51

Points Scored10; Twice: Last: Temple, 9/17/16
PATs Made4; Twice: Last Temple, 9/17/16
Field Goals Made3; Michigan, 11/21/15
Field Goals Attempted3; Michigan, 11/21/15
Longest Field Goal42 yards; Illinois, 10/31/15

» **DAVIS' CAREER KICKOFF STATISTICS**

	No.	Yds	AVG	TB	OB
2015	10	595	59.5	3	1
2016	-	-	-	-	-
Career	10	595	59.5	3	1



53
DEREK
DOWREY

6-3 ▶ 323 ▶ Gr./Sr. Eligible

Guard/Center ▶ Winchester, Va.

» 2016

Season: Started three games. **Kent State (9/3):** Helped pave the way for Saquon Barkley's 105-yard rushing effort and protected Trace McSorley, who posted his first career 200-yard passing game. **at Pitt (9/10):** Part of an offensive line that cleared the way for Saquon Barkley's four rushing touchdowns...Blocked for Trace McSorley's 332 passing yards, which ranks No. 13 in Penn State single game history. **Temple (9/17):** Part of a line that didn't allow a sack...Paved the way for three rushing touchdowns...Protected Trace McSorley in his third career 200-yard passing effort.



7
KOA
FARMER

6-1 ▶ 222 ▶ Jr./So. Eligible

Safety ▶ Lake View Terrace, Calif.

» 2016

Season: Appeared in three game. **Kent State (9/3):** Made his first career tackle in the fourth quarter, a combined stop with Jason Cabinda.

» 2016 GAME-BY-GAME

Tackles (Solo-Assisted-Total)

KENT STATE 0-1-1; at Pitt 0-0-0; TEMPLE 0-0-0.

» FARMER'S CAREER STATISTICS & GAME HIGHS

	UA-A	TK	FR	FC	I	PBU	SACK	TFL
2015	-	-	-	-	-	-	-	-
2016	0-1	1	-	-	-	-	-	-
CAREER	0-1	1	-	-	-	-	-	-

Tackles 1; Kent State, 9/3/16



72
BRIAN
GAIA

6-3 ▶ 295 ▶ Gr./Sr. Eligible

Guard/Center ▶ Pasadena, Md.

» 2016

Season: Started three games...Named team captain...Moved from guard to center during spring practice...Has played defensive tackle (2013), offensive guard (2014 & 2015) and center (2016) in his career. **Kent State (9/3):** Started at center for the first time in his career...Helped pave the way for Saquon Barkley's 105-yard rushing effort and protected Trace McSorley, who posted his first career 200-yard passing game. **at Pitt (9/10):** Part of an offensive line that cleared the way for Saquon Barkley's four rushing touchdowns...Blocked for Trace McSorley's 332 passing yards, which ranks No. 13 in Penn State single game history. **Temple (9/17):** Part of a line that didn't allow a sack...Paved the way for three rushing touchdowns...Protected Trace McSorley in his third career 200-yard passing effort.



88
MIKE
GESICKI

6-6 ▶ 252 ▶ Jr./Jr. Eligible

Tight End/H-Back ▶ Manahawkin, N.J.

» 2016

Awards: Selected to the Butkus Award Preseason Watch List.

Season: Started three games. **Kent State (9/3):** Made three receptions and one touchdown grab...Totaled 49 yards receiving. **at Pitt (9/10):** Caught a career-high four passes for 47 yards. **Temple (9/17):** Logged a career-high 62 receiving yards on two catches...Hauled in a career-long 52 yarder with a one-handed grab in the third quarter.

» 2016 GAME-BY-GAME

Receiving (Receptions-Yards-TD)

KENT STATE 3-49-1; at Pitt 4-47-0; TEMPLE 2-62-0.

» GESICKI'S CAREER OFFENSIVE STATISTICS & GAME HIGHS

	Att.-Yds.	Avg.	TD	LG	Rec.-Yds.	Avg.	TD	LG
2014	-	-	-	-	11-114	10.4	-	30
2015	-	-	-	-	13-125	9.6	1	33
2016	-	-	-	-	9-158	17.5	1	52
CAREER	-	-	-	-	33-397	12.0	2	52

Receptions 4; at Pitt, 9/10/16

Receiving Yards 62; Temple, 9/17/16

Receiving Touchdowns 1; Twice: Last Kent State, 9/3/16

Longest Reception 52 yards; Temple, 9/17/16



93
BLAKE
GILLIKIN

6-2 ▶ 182 ▶ Fr./Fr. Eligible

Punter/Kicker ▶ Smyrna, Ga.

» 2016

Season: Started three games at punter...Is just the third true freshman to start at punter since 1946 (1979, Ralph Giacommaro; 2014 Daniel Pasquariello)...One of nine first time starters in 2016...One of 19 freshmen (15 redshirt, 4 true) to appear in 2016...Has three kicks downed inside the opponents 10 yard line through three games. **Rankings:** Is No. 18 in the NCAA and No. 3 in the Big Ten in punting average (44.3 ypp). **Kent State (9/3):** Hit six punts for 282 yards...Averaged 47.0 yards per punt, which is the fourth best performance by a freshman in Penn State history...Booted a long punt of 58 yards...Pinned two punts inside the 20. **at Pitt (9/10):** Punted five times - four in the first half - for 233 yards...Averaged 46.6 yards per punt...His 69-yard punt in the fourth quarter was a career long and Penn State's longest punt since Anthony Fera had a 69-yard punt (vs. Purdue, 2011)...The 69-yard punt is the second-longest punt by a freshman in Penn State history behind Fera's 74-yarder (2010)...Pinned the Panthers inside their own 20 yard line on three occasions, including two inside the 10...Pinned Pitt at their own 1-yard line with his first punt of the game. **Temple (9/17):** Hit three punts, including just one in the second half, averaging 35.0 yards per punt...Pinned Temple at its own 1-yard line on his first punt...Had two punts downed inside the Temple 20.

» GILLIKIN'S CAREER PUNTING STATISTICS & GAME HIGHS

	Punts	Yards	Avg.	I-20	FC	50+	LG	BLK
2016	14	620	44.2	7	3	3	69	-
CAREER	14	620	44.2	7	3	3	69	-

Punt Attempts 6; Kent State, 9/3/16

Punt Yards 282; Kent State, 9/3/16

Punt Average 47.0; Kent State, 9/3/16

Longest Punt 69; at Pitt, 9/10/16



30
KEVIN
GIVENS

6-1 ▶ 275 ▶ So./Fr. Eligible

Defensive Tackle ▶ Altoona, Pa.

» 2016

Season: Started three games...One of nine first time starters in 2016...One of 19 freshmen (15 redshirt, 4 true) to appear in 2016. **Kent State (9/3):** Started his first career game...Made three stops...Recorded his first career tackle in the first quarter, a combined stop with Christian Campbell. **at Pitt (9/10):** Did not record a tackle...Left the game in the first quarter. **Temple (9/17):** Collected two tackles...Recorded his first career tackle-for-loss, a third quarter solo takedown behind the line...A part of a front seven that limited Temple to just 38 rushing yards, the fewest since holding Illinois to 37 yards on the ground in 2015.

» 2016 GAME-BY-GAME

Tackles (Solo-Assisted-Total)

KENT STATE 0-3-3; at Pitt 0-0-0; TEMPLE 1-1-2.

» GIVENS' CAREER STATISTICS & GAME HIGHS

	UA-A	TK	FR	FC	I	PBU	SACK	TFL
2016	1-4	5	-	-	-	-	-	1.0-2
CAREER	1-4	5	-	-	-	-	-	1.0-2

Tackles 3; Kent State, 9/3/16

Tackles-for-Loss 1.0; Temple, 9/17/16



12
CHRIS
GODWIN

6-1 ▶ 205 ▶ Jr./Jr. Eligible

Wide Receiver ▶ Middletown, Del.

» CAREER NOTES & RECORDS

Is one of 14 players to eclipse the 100 career catch mark, joining teammate DaeSean Hamilton and current assistant coach Terry Smith (108; 1989-91)...Godwin and Hamilton are just the second set of teammates with 100-plus career receptions, joining Derrick Williams, Jordan Norwood and Deon Butler (2005-08)...Ranks 14th on the career receiving yards list with 1,642 yards...Sits 10th on the career receptions charts (112)...Owns seven career 100-yard receiving games, with one in 2016, five coming in 2015 and the other coming against Boston College in the 2014 New Era Pinstripe Bowl...Has at least one catch in 28 of 29 career games, including four or more grabs in 15 of his last 17 games dating back to 2014... Became just the third Penn State wide receiver (Bobby Ingram, Allen Robinson) to eclipse the 1,000-yard mark in a single season, finishing second on the season receiving yards list with 1,101 yards...Finished fourth on the Penn State season receptions list with 69 in 2015...Owns the Penn State record for career bowl receiving yardage (273 yards in two bowls)...Ranks second (140; 2014 Pinstripe Bowl) and third (133; 2016 TaxSlayer Bowl) in individual bowl game receiving yardage.

» 2016

Awards: Selected to the Maxwell Award and Biletnikoff Award Preseason Watch Lists.

Season: Started three games. **Rankings:** Sits No. 30 in the NCAA and No. 2 in the Big Ten with 6.0 receptions per game...Is 66th nationally and 10th in the Big Ten with 73.3 receiving yards per game. **Kent State (9/3):** Made seven catches for 67 yards to lead the team in both categories...Became the 14th member of the 100-catch club with his sixth grab of the game...Hauled in a 26-yard pass during Penn State's first scoring drive of the game...Made a 7-yard grab on third-and-7 to extend Penn State's final scoring drive. **at Pitt (9/10):** Nabbed four passes for 36 yards...Caught a 15-yard pass for a first down on third-and-1 during Penn State's second scoring drive. **Temple (9/17):** Made seven catches for 117 yards, posting his seventh career 100-yard receiving game...Hauled in a 52-yard touchdown reception to open the scoring in the first quarter...Also had a 23-yard catch in the second quarter.



@PennStateFBall



PSUFball

2016

PSUnivaled.com

GoPSUsports.com

» 2016 GAME-BY-GAME

Receiving (Receptions-Yards-TD)

KENT STATE 7-67-0; at Pitt 4-36-0; TEMPLE 7-117-1.

» GODWIN'S CAREER OFFENSIVE STATISTICS & GAME HIGHS

	Att.-Yds.	Avg.	TD	LG	Rec.-Yds.	Avg.	TD	LG
2014	2-1	0.5	-	1	25-321	12.8	2	72
2015	-	-	-	-	69-1,101	16.0	5	56
2016	-	-	-	-	18-220	12.2	1	52
Career	2-1	0.5	-	1	112-1,642	14.6	8	72

Receptions 11; at Michigan State, 11/28/15
Receiving Yards 140; vs. Boston College, 12/27/14
Receiving Touchdowns 2; at Michigan State, 11/28/15
Longest Reception 72 yards; vs. Boston College, 12/27/14



6
MALIK
GOLDEN

6-0 ▶ 205 ▶ Gr./Sr. Eligible

Safety ▶ Hartford, Conn.

» 2016

Season: Started three games. **Kent State (9/3):** Collected three tackles... Broke up a career-best two passes. **at Pitt (9/10):** Made six tackles, including a career-high 1.5 tackles-for-loss... Nabbed his second career interception on a tipped pass in the second quarter... Combined with Robert Windsor on a TFL in the second quarter... Made a solo TFL on a swing pass to force a Pitt punt on and get Penn State the ball back trailing by three with 3:56 to play in the game. **Temple (9/17):** Posted a game-high nine tackles to tie his career best (at Michigan State, 2015).

» 2016 GAME-BY-GAME

Tackles (Solo-Assisted-Total)

KENT STATE 3-0-3; at Pitt 3-3-6; TEMPLE 3-6-9.

» GOLDEN'S CAREER STATISTICS & GAME HIGHS

	UA-A	TK	FR	FC	I	PBU	SACK	TFL
2013	3-5	8	-	-	-	1	-	-
2014	4-3	7	-	-	-	1	-	0.5-1
2015	17-23	40	-	-	1	1	-	-
2016	9-9	18	-	-	1	2	-	1.5-2
CAREER	33-40	73	-	-	2	5	-	2.0-3

Tackles 9; Twice: Last Temple, 9/17/16
Tackles for Loss 1.5; at Pitt, 9/10/16
Interceptions 1; Twice: Last at Pitt, 9/10/16
Pass Breakups 2; Kent State, 9/3/16



57
STEVEN
GONZALEZ

6-4 ▶ 334 ▶ So./Fr. Eligible

Guard/Center ▶ Union City, N.J.

» 2016

Season: Appeared in three games... One of 19 freshmen (15 redshirt, 4 true) to appear in 2016. **Kent State (9/3):** Made his first career appearance.



37
CHRIS
GULLA

6-1 ▶ 196 ▶ Sr./Jr. Eligible

Kicker/Punter ▶ Toms River, N.J.

» 2016

Season: Appeared in three games... Serves as the holder on all placements.

» GULLA'S CAREER PUNTING STATISTICS & GAME HIGHS

	Punts	Yards	Avg.	I-20	FC	50+	LG	BLK
2014	28	1045	37.3	9	11	4	53	1
2015	23	868	37.7	8	6	3	52	-
2016	-	-	-	-	-	-	-	-
CAREER	47	1,913	37.5	17	17	7	53	1

Punt Attempts 7; San Diego State, 9/26/15
Punt Yards 294; San Diego State, 9/26/15
Longest Punt 53 yards; Akron, 9/6/14

Note: Has three career kickoffs for an average of 47.0 yards.



15
GRANT
HALEY

5-9 ▶ 185 ▶ Jr./Jr. Eligible

Cornerback ▶ Atlanta, Ga.

» CAREER NOTES & RECORDS

Broke the Penn State season record with 32 kickoff returns in 2014 (Chaz Powell, 27; 2011)... His 659 kickoff return yards in 2014 rank second on the school season list (Powell, 733 yards; 2011)... His first career interception was returned for a touchdown against Temple and was the first defensive touchdown scored by a Penn State true freshman since Paul Posluszny returned an interception against Indiana on the same date (Nov. 15) in 2003.

» 2016

Season: Started two games.

» 2016 GAME-BY-GAME

Tackles (Solo-Assisted-Total)

KENT STATE 0-0-0; at Pitt 0-0-0; TEMPLE DNP.

» HALEY'S CAREER STATISTICS & GAME HIGHS

	UA-A	TK	FR	FC	I	PBU	SACK	TFL
2014	12-6	18	-	-	1	2	-	-
2015	27-15	42	-	1	2	7	-	2.0-10
2016	-	-	-	-	-	-	-	-
CAREER	39-21	60	-	1	3	9	-	2.0-10

Tackles 7; vs. Georgia, 1/2/16
Tackles for Loss 1.0; vs. Georgia, 1/2/16
Forced Fumbles 1; at Northwestern, 11/7/15
Interceptions 1; Three Times: Last vs. Maryland, 10/24/15
Long Interception Return 30 yards; Temple, 11/15/14
Pass Breakups 2; Michigan, 11/21/15



5
DAESEAN
HAMILTON

6-1 ▶ 205 ▶ Sr./Jr. Eligible

Wide Receiver ▶ Fredericksburg, Va.

» CAREER NOTES & RECORDS

Ranks seventh on Penn State's all-time receptions list with 139 catches... Ranks 15th on Penn State's all-time receiving yardage list (1,620)... Has 15 career games with five-plus receptions... Is one of just 14 Nittany Lions with 100-plus career receptions, joining teammate Chris Godwin and current assistant coach Terry Smith (108, 1989-91)... Hamilton and Godwin are just the second set of teammates with 100-plus career receptions, joining Derrick Williams, Jordan Norwood and Deon Butler (2005-08)... His 82 catches in 2014 rank second on Penn State's single season charts... Broke the Penn State freshman records for receptions (14) and receiving yards (165) in a game and season in 2014... His 82 receptions rank second in a season in school history, trailing only Allen Robinson (97 in 2013)... Broke the Penn State game reception record with 14 catches against No. 13 Ohio State... In just the sixth game of the season, broke the Penn State freshman record for receptions in a season with his second of seven catches at Michigan, passing Butler's mark of 37 from the 2005 season... Set the program freshman record for receiving yards in a season against Maryland, passing Butler's mark of 691 yards in 2005... One of just six Penn State freshmen to record a 100-yard receiving game and his four 100-yard efforts are the most by a Penn State freshman, surpassing Butler's two from 2005.

» 2016

Season: Started three games. **Kent State (9/3):** Had two catches for nine yards and one touchdown. **at Pitt (9/10):** Hauled in a game-high eight receptions for 82 yards... Caught the two-point conversion pass from Trace McSorley that pulled Penn State within three points with 5:00 to play in the game... Had one tackle. **Temple (9/17):** Collected two catches for 50 yards... Closed the third quarter with a 45-yard catch-and-run to set up a 30-yard Tyler Davis field goal... Recovered an onside kick attempt late in the fourth quarter.

» 2016 GAME-BY-GAME

Rushing (Carries-Yards-TD)

KENT STATE 0-0-0; at Pitt 0-0-0; TEMPLE 1-(-12)-0.

Receiving (Receptions-Yards-TD)

KENT STATE 2-9-1; at Pitt 8-82-0; TEMPLE 2-50-0.

» HAMILTON'S CAREER OFFENSIVE STATISTICS & GAME HIGHS

	Att.-Yds.	Avg.	TD	LG	Rec.-Yds.	Avg.	TD	LG
2014	8-32	4.0	-	11	82-899	11.0	2	51
2015	-	-	-	-	45-580	12.9	6	48
2016	1-(-12)	(-12.0)	-	-	12-141	11.7	1	45
Career	9-20	2.2	-	11	139-1,620	11.6	9	51

Receptions 14; Ohio State, 10/25/14
Receiving Yards 165; vs. UCF, 8/30/14
Receiving Touchdowns 1; Nine Times: Last Kent State, 9/3/16
Longest Reception 51 yards; vs. Northwestern, 9/27/14
All-Purpose Yards 165; vs. UCF, 8/30/14



18
JONATHAN
HOLLAND

6-4 ▶ 245 ▶ So./Fr. Eligible

Tight End/H-Back ▶ Brandywine, Md.

» 2016

Season: Appeared in three games... One of 19 freshmen (15 redshirt, 4 true) to appear in 2016. **Kent State (9/3):** Made his collegiate debut.

» 2016 GAME-BY-GAME

Receiving (Receptions-Yards-TD)

KENT STATE 0-0-0; at Pitt 0-0-0; TEMPLE 0-0-0.



@PennStateFBall



PSUFball

2016

PSUnivald.com

GoPSUsports.com



76
STERLING
JENKINS

6-8 > 328 > So./Fr. Eligible
Tackle > Pittsburgh, Pa.

» 2016

Season: Appeared in three games...One of 19 freshmen (15 redshirt, 4 true) to appear in 2016. **Kent State (9/3):** Made his collegiate debut.



84
JUWAN
JOHNSON

6-4 > 218 > So./Fr. Eligible
Wide Receiver > Glassboro, N.J.

» 2016

Season: Appeared in three games...One of 19 freshmen (15 redshirt, 4 true) to appear in 2016. **Kent State (9/3):** Made his collegiate debut. **at Pitt (9/10):** Collected his first collegiate reception, a 27-yard grab from Trace McSorley on Penn State's final scoring drive of the game.

» 2016 GAME-BY-GAME

Receiving (Receptions-Yards-TD)

KENT STATE 0-0-0; at Pitt 1-27-0; TEMPLE 0-0-0.

» JOHNSON'S CAREER OFFENSIVE STATISTICS & GAME HIGHS

	Att.-Yds.	Avg.	TD	LG	Rec.-Yds.	Avg.	TD	LG
2016	-	-	-	-	1-27	27.0	-	27
Career	-	-	-	-	1-27	27.0	-	27

Receptions 1; at Pitt, 9/10/16
Receiving Yards 27; at Pitt, 9/10/16
Longest Reception 27 yards; at Pitt, 9/10/16



99
JOEY
JULIUS

5-10 > 258 > Jr./So. Eligible
Kicker > Hummelstown, Pa.

» 2016

Season: Appeared in three games...Handled all of the kickoffs. **Kent State (9/3):** Averaged 64.7 yards on seven kickoffs...Six of seven kickoffs were touchbacks...Made one tackle. **at Pitt (9/10):** Booted seven kickoffs for 424 yards...Averaged 60.6 yards per kickoff with four touchbacks. **Temple (9/17):** Had seven kickoffs with six touchbacks...Averaged 64.4 yards per kickoff.

» JULIUS' CAREER SCORING STATISTICS & GAME HIGHS

	FGM-A	%	0-19	20-29	30-39	40-49	50+	LG	XP	PTS
2016	10-12	83.3	-	5-5	3-3	2-4	-	40	20-24	50
Career	10-12	83.3	-	5-5	3-3	2-4	-	40	20-24	50

Points Scored 13 - vs. San Diego State, 9/26/15
PATS Made 4 - Three times; Last: vs. Maryland, 10/24/15
Field Goals Made 3 - vs. San Diego State, 9/26/15
Field Goals Attempted 3; Twice: Last vs. San Diego State, 9/26/15
Longest Field Goal 40 yards; Twice: Last vs. Maryland, 10/24/15
Tackles 1; Three Times: Last Kent State, 9/3/16

» JULIUS' CAREER KICKOFF STATISTICS

	No.	Yds	AVG	TB	OB
2015	53	3,284	61.9	19	4
2016	21	1,328	63.2	16	1
Career	74	4,612	62.3	35	5



55
WENDY
LAURENT

6-2 > 297 > Gr./Sr. Eligible
Center/Guard > Hamilton, N.J.

» 2016

Season: Appeared in three games.



70
BRENDAN
MAHON

6-4 > 320 > Sr./Jr. Eligible
Guard/Center > Randolph, N.J.

» 2016

Season: Started three game. **Kent State (9/3):** Helped pave the way for Saquon Barkley's 105-yard rushing effort and protected Trace McSorley, who posted his first career 200-yard passing game. **at Pitt (9/10):** Part of an offensive line that cleared the way for Saquon Barkley's four rushing touchdowns...Blocked for Trace McSorley's 332 passing yards, which ranks No. 13 in Penn State single game history. **Temple (9/17):** Part of a line that didn't allow a sack...Paved the way for three rushing touchdowns...Protected Trace McSorley in his third career 200-yard passing effort.




66
CONNOR
MCGOVERN

6-5 > 310 > Fr./Fr. Eligible
Center > Larksville, Pa.

» 2016

Season: Appeared in three game...One of 19 freshmen (15 redshirt, 4 true) to appear in 2016. **Kent State (9/3):** Made his collegiate debut. **Temple (9/17):** Part of a line that didn't allow a sack...Paved the way for three rushing touchdowns...Protected Trace McSorley in his third career 200-yard passing effort.



9
TRACE
MCSORLEY

6-0 > 205 > Jr./So. Eligible
Quarterback > Ashburn, Va.

» 2016

Season: Started three games...One of nine first time starters in 2016. **Rankings:** Leads the Big Ten and is No. 20 nationally in total passing yards (828)...Ranks No. 2 in the conference and No. 24 in the NCAA in passing yards per game (276.0)...Is No. 4 in the Big Ten and No. 27 in the NCAA in completion percentage (.644)...Sits No. 2 in the Big Ten and No. 18 nationally in total offense (288.7 ypg). **Kent State (9/3):** Made his first collegiate start...Recorded his first career 200-yard passing game...Completed 16-of-31 passes for 209 yards and two touchdowns...Ran the ball 14 times for 47 yards, setting career highs in both categories...Connected with DaeSean Hamilton and Mike Gesicki on touchdown passes...Tied his career high in touchdown passes (2). **at Pitt (9/10):** Recorded his first career 300-yard passing game with a career-high 332 yards - a total that ranks No. 13 on Penn State's single game passing charts...Became just the 12th quarterback in Penn State history to register a 300-yard passing game and accounted for the 30th 300-yard game in Penn State history...Posted career highs in completions (24) and attempts (35)...Connected with Saquon Barkley on a 40-yard touchdown pass, his

only scoring throw of the game...Had 17 completions of 10-plus yards, including seven of 20-plus yards...Completed passes to eight different pass catchers in the game...Rushed nine times, including a career-long scamper of 17 yards. **Temple (9/17):** Recorded his third 200-yard passing game with 287 yards on 18-of-24 passing...Hooked up on a career-long 52-yard scoring strike pass to Chris Godwin in the first quarter...Later equaled his career long completion with a 52-yard strike to Mike Gesicki in the third quarter...Netted his first career rushing touchdown with a 2-yard scamper in the second quarter...Had nine rushes for eight yards.

» 2016 GAME-BY-GAME

Passing (Comp.-Att.-Yds.-TD-INT)

KENT STATE 16-31-209-2-0; at Pitt 24-35-332-1-1; TEMPLE 18-24-287-1-1.

» MCSORLEY'S CAREER PASSING STATISTICS & GAME HIGHS

	C-A	Yds.	%	TD-INT	YPG	LG
2015	20-40	185	50.0	2-0	26.4	21
2016	58-90	828	64.4	4-2	276.0	52
Career	78-130	1,013	60.0	6-2	101.3	52

Pass Completions 24; at Pitt, 9/10/16
Pass Attempts 35; at Pitt, 9/10/16
Passing Yards 332; at Pitt, 9/10/16
Passing Touchdowns 2; Twice: Last Kent State, 9/3/16
Long Pass 52 yards; Twice: Last Temple, 9/17/16

» 2016 GAME-BY-GAME

Rushing (Carries-Yards-TD)

KENT STATE 14-47-0; at Pitt 9-(-17)-0; TEMPLE 9-8-1.

» MCSORLEY'S CAREER OFFENSIVE STATISTICS & GAME HIGHS

	Att.-Yds.	Avg.	TD	LG	Rec.-Yds.	Avg.	TD	LG
2015	13-43	3.3	-	14	-	-	-	-
2016	32-38	1.1	1	17	-	-	-	-
Career	45-81	1.8	1	17	-	-	-	-

Rush Attempts 14; Kent State, 9/3/16
Rush Yards 47; Kent State, 9/3/16
Rushing Touchdowns 1; Temple, 9/17/16
Long Rush 17 yards; at Pitt, 9/10/16
Total Offense Yards 315; at Pitt, 9/10/16
All-Purpose Yards 47; Kent State, 9/3/16



9
JARVIS
MILLER

6-2 > 205 > So./Fr. Eligible
Safety > Suffield, Conn.

» 2016

Season: Appeared in three games...One of 19 freshmen (15 redshirt, 4 true) to appear in 2016. **Kent State (9/3):** Made his collegiate debut. **at Pitt (9/10):** Made his first career stop on kickoff coverage in the fourth quarter.

» 2016 GAME-BY-GAME

Tackles (Solo-Assisted-Total)

KENT STATE 0-0-0; at Pitt 1-0-1; TEMPLE 0-0-0.

» MILLER'S CAREER STATISTICS & GAME HIGHS

	UA-A	TK	FR	FC	I	PBU	SACK	TFL
2016	1-0	1	-	-	-	-	-	-
CAREER	1-0	1	-	-	-	-	-	-

Tackles 1; at Pitt, 9/10/16





48
SHAREEF
MILLER

6-5 ▶ 255 ▶ So./Fr. Eligible

Defensive End ▶ Philadelphia, Pa.

» 2016

Season: Appeared in three games...One of 19 freshmen (15 redshirt, 4 true) to appear in 2016. **Kent State (9/3):** Made his collegiate debut... Totaled five tackles...Made his first collegiate tackle in the second quarter... Picked up his first career sack in the third quarter with a 10-yard takedown of Justin Agner to force a punt...Sacked Agner later in the third quarter for his second of the game...Penn State's seven sacks were the most since logging seven at Northwestern in 2011. **at Pitt (9/10):** Had one assisted tackle.

» 2016 GAME-BY-GAME

Tackles (Solo-Assisted-Total)

KENT STATE 3-2-5; at Pitt 0-1-1; TEMPLE 0-0-0.

» MILLER'S CAREER STATISTICS & GAME HIGHS

	UA-A	TK	FR	FC	I	PBU	SACK	TFL
2016	4-2	6	-	-	-	-	2.0-14	2.0-14
CAREER	4-2	6	-	-	-	-	2.0-14	2.0-14

Tackles5; Kent State, 9/3/16

Tackles for Loss2.0; Kent State, 9/3/16

Sacks2.0; Kent State, 9/3/16



91
RYAN
MONK

6-1 ▶ 290 ▶ So./Fr. Eligible

Defensive Tackle ▶ Dallas, Pa.

» 2016

Season: Appeared in one game...One of 19 freshmen (15 redshirt, 4 true) to appear in 2016. **Kent State (9/3):** Made his collegiate debut.

» 2016 GAME-BY-GAME

Tackles (Solo-Assisted-Total)

KENT STATE 0-0-0; at Pitt DNP; TEMPLE DNP.



59
ANDREW
NELSON

6-6 ▶ 306 ▶ Sr./Jr. Eligible

Tackle ▶ Hershey, Pa.

» 2016

Season: Started three games. **Kent State (9/3):** Helped pave the way for Saquon Barkley's 105-yard rushing effort and protected Trace McSorley, who posted his first career 200-yard passing game. **at Pitt (9/10):** Part of an offensive line that cleared the way for Saquon Barkley's four rushing touchdowns...Blocked for Trace McSorley's 332 passing yards, which ranks No. 13 in Penn State single game history. **Temple (9/17):** Part of a line that didn't allow a sack...Paved the way for three rushing touchdowns...Protected Trace McSorley in his third career 200-yard passing effort.



21
AMARI
ORUWARIYE

6-1 ▶ 201 ▶ Jr./So. Eligible

Cornerback ▶ Tampa, Fla.

» 2016

Season: Appeared in three games. **Kent State (9/3):** Tied his career high with two tackles...Recorded his first career interception in the third quarter and returned it 30 yards for a touchdown...It was the first interception return for a touchdown since 2014 vs. Temple (Haley). **at Pitt (9/10):** Logged two solo stops to tie his career high. **Temple (9/17):** Made one assisted tackle.

» 2016 GAME-BY-GAME

Tackles (Solo-Assisted-Total)

KENT STATE 0-2-2; at Pitt 2-0-2; TEMPLE 0-1-1.

» ORUWARIYE'S CAREER STATISTICS & GAME HIGHS

	UA-A	TK	FR	FC	I	PBU	SACK	TFL
2015	1-4	5	-	-	-	1	-	-
2016	2-3	5	-	-	1	-	-	-
CAREER	3-7	10	-	-	-	1	-	-

Tackles2; Three Times: Last at Pitt, 9/10/16

Interceptions1; Kent State, 9/3/16

Long Interception Return30 yards; Kent State, 9/3/16

Pass Breakups1; Illinois, 10/31/15



73
PARIS
PALMER

6-7 ▶ 300 ▶ Sr./Sr. Eligible

Tackle ▶ Plymouth, N.C.

» 2016

Season: Appeared in three games.



89
TOM
PANCOAST

6-3 ▶ 235 ▶ Sr./Jr. Eligible

Tight End/H-Back ▶ West Chester, Pa.

» 2016

Season: Appeared in three games.

» 2016 GAME-BY-GAME

Receiving (Receptions-Yards-TD)

KENT STATE 0-0-0; at Pitt 0-0-0; TEMPLE 0-0-0.



10
BRANDON
POLK

5-9 ▶ 175 ▶ So./So. Eligible

Wide Receiver ▶ Ashburn, Va.

» 2016

Season: Appeared in three games. **at Pitt (9/10):** Made one catch for four yards. **Temple (9/17):** Had one catch for 14 yards...Returned the opening kickoff for 35 yards, a career long effort.

» 2016 GAME-BY-GAME

Receiving (Receptions-Yards-TD)

KENT STATE 0-0-0; at Pitt 1-4-0; Temple 1-14-0.

» POLK'S CAREER OFFENSIVE STATISTICS & GAME HIGHS

SEASON	Att.-Yds.	Avg.	TD	LG	Rec.-Yds.	Avg.	TD	LG
2015	18-159	8.8	1	33	6-57	9.5	1	39
2016	-	-	-	-	2-18	9.0	-	14
Career	18-159	8.8	1	33	8-75	9.3	1	39

Rushing attempts3; Three Times: Last vs. Georgia, 1/2/16

Rushing Yards50; at Temple, 9/5/15

Rushing Touchdowns1; Buffalo, 9/12/15

Longest Rush33 yards; at Temple, 9/5/15

Receptions2; Indiana, 10/10/15

Receiving Yards46; Indiana, 10/10/15

Receiving Touchdowns1; Indiana, 10/10/15

Longest Reception39 yards; Indiana, 10/10/15

All-Purpose Yards89; at Ohio State, 10/17/15

» 2016 GAME-BY-GAME

Kickoff Returns (Returns-Yards-TD-YPR)

KENT STATE 0-0-0-0.0; at Pitt 0-0-0-0.0; TEMPLE 1-35-0-35.0.

» POLK'S CAREER KICKOFF RETURN STATISTICS & GAME HIGHS

	No.	Yds.	Avg.	TD	LG
2015	10	209	20.9	-	33
2016	1	35	35.0	-	35
Career	11	244	22.2	-	35

Kick Returns4; at Ohio State, 10/17/15

Kick Return Yards79; at Ohio State, 10/17/15

Long Kick Return35 yards; Temple, 9/17/16



29
JOHN
REID

5-10 ▶ 191 ▶ So./So. Eligible

Cornerback ▶ Mount Laurel, N.J.

» 2016

Season: Started three games. **Rankings:** No. 37 in the NCAA and No. 4 in the Big Ten in punt return average (8.8 ypr)...Is No. 81 nationally and No. 9 in the Big Ten in combined kick return yardage (115 yds). **Kent State (9/3):** Totaled four tackles...Combined with Antoine White for his first career sack, a takedown of Mylik Mitchell in the fourth quarter...Returned four punts for 22 yards...Posted a long return of 21 yards in the third quarter...Penn State's seven sacks were the most since logging seven at Northwestern in 2011. **at Pitt (9/10):** Tied his career high with five stops...Recovered his second career fumble in the fourth quarter, helping lead to a Tyler Davis field goal...Returned four punts for 61 yards...Broke a career-long 59 yard return in the first quarter, the longest punt return for the Nittany Lions since Derrick Williams' 63-yard return for a TD at Wisconsin in 2008. **Temple (9/17):** Sealed the game with an interception of Phillip Walker, returning it 14 yards...Logged four tackles...Combined with Parker Cothren on a tackle-for-loss in the third quarter...Returned five punts for 32 yards, including a 29-yarder in the first quarter.

» 2016 GAME-BY-GAME

Tackles (Solo-Assisted-Total)

KENT STATE 2-2-4; at Pitt 3-2-5; TEMPLE 2-2-4.

» REID'S CAREER STATISTICS & GAME HIGHS

	UA-A	TK	FR	FC	I	PBU	SACK	TFL
2015	18-11	29	1	1	2	5	0-0	1.0-2
2016	7-6	13	1	-	1	-	0.5-3	1.0-5
CAREER	25-17	42	2	1	3	5	0.5-3	2.0-7

Tackles5; Twice: Last at Pitt, 9/10/16

Tackles for Loss1.0; at Northwestern, 11/7/15

Sacks0.5; Kent State, 9/3/16

Forced Fumbles1; vs. Maryland, 10/24/15

Fumble Recoveries1; Twice: Last at Pitt, 9/10/16

Interceptions1; Three Times: Last Temple, 9/17/16

Long Interception Return44 yards; Rutgers, 9/19/15

Pass Breakups2; vs. Georgia, 1/2/16



@PennStateFBall



PSUFBall

2016

PSUnivaled.com

GoPSUsports.com

» 2016 GAME-BY-GAME

Punt Returns (Returns-Yards-TD-YPR)

KENT STATE 4-22-0-5.5; 4-61-0-15.2; TEMPLE 5-32-0-7.8.

» SANDERS' CAREER KICKOFF RETURN STATISTICS & GAME HIGHS

	No.	Yds.	Avg.	TD	LG
2016	13	115	8.8	-	59
Career	13	115	8.8	-	59

Punt Returns 5; Temple, 9/17/16
 Punt Return Yards 61; at Pitt, 9/10/16
 Longest Punt Return 59 yards; at Pitt, 9/10/16
 All-Purpose Yards 61; at Pitt, 9/10/16



b
ANDRE
ROBINSON

5-9 > 216 > So./Fr. Eligible

Running Back > Mechanicsburg, Pa.

» 2016

Season: Appeared in three games...One of 19 freshmen (15 redshirt, 4 true) to appear in 2016. **Kent State (9/3)**: Made his collegiate debut...Rushed one time for a loss of two yards. **at Pitt (9/10)**: Had one rush for four yards. **Temple (9/17)**: Posted career highs for rushing attempts (6), yards (24) and touchdowns (1)...Scored first career touchdown on a 3-yard plunge in the first quarter.

» 2016 GAME-BY-GAME

Rushing (Carries-Yards-TD)

KENT STATE 1-(-2)-0; at Pitt 1-4-0; TEMPLE 6-24-1.

» ROBINSON'S CAREER OFFENSIVE STATISTICS & GAME HIGHS

	Att.-Yds.	Avg.	TD	LG	Rec.-Yds.	Avg.	TD	LG
2016	8-26	3.2	1	12	-	-	-	-
Career	8-26	3.2	1	12	-	-	-	-

Rushing attempts 6; Temple, 9/17/16
 Rushing Yards 24; Temple, 9/17/16
 Rushing Touchdowns 1; Temple, 9/17/16
 Longest Rush 12 yards; Temple, 9/17/16



24
MILES
SANDERS

5-11 > 205 > Fr./Fr. Eligible

Running Back > Pittsburgh, Pa.

» 2016

Season: Appeared in three games...One of 19 freshmen (15 redshirt, 4 true) to appear in 2016. **Kent State (9/3)**: Made his collegiate debut...Returned two kickoffs for 36 yards...Posted a long kickoff return of 19 yards in the second quarter. **at Pitt (9/10)**: Returned two kickoffs for 50 yards...Had a long return of 33 yards. **Temple (9/17)**: Carried three times for 27 yards...Made his first career carry early in the second quarter, gaining six yards...Had a long rush of 19 yards in the second quarter...Returned one kickoff for 31 yards.

» 2016 GAME-BY-GAME

Rushing (Carries-Yards-TD)

KENT STATE 0-0-0; at Pitt 0-0-0; TEMPLE 3-27-0.

» SANDERS' CAREER OFFENSIVE STATISTICS & GAME HIGHS

	Att.-Yds.	Avg.	TD	LG	Rec.-Yds.	Avg.	TD	LG
2016	3-27	9.0	-	19	-	-	-	-
Career	3-27	9.0	-	19	-	-	-	-

» 2016 GAME-BY-GAME

Kickoff Returns (Returns-Yards-TD-YPR)

KENT STATE 2-36-0-18.0; 2-50-0-25.0; 1-31-0-31.0.

Rushing attempts 3; Temple, 9/17/16
 Rushing Yards 27; Temple, 9/17/16
 Longest Rush 19 yards; Temple, 9/17/16

» SANDERS' CAREER KICKOFF RETURN STATISTICS & GAME HIGHS

	No.	Yds.	Avg.	TD	LG
2016	5	117	23.4	-	33
Career	5	117	23.4	-	33

Kickoff Returns 2; Twice: Last at Pitt, 9/10/16
 Kickoff Return Yards 50; at Pitt, 9/10/16
 Longest Kickoff Return 33 yards; at Pitt, 9/10/16



94
EVAN
SCHWAN

6-6 > 263 > Gr./Sr. Eligible

Defensive End > Harrisburg, Pa.

» 2016

Season: Started two games...Made his first collegiate start vs. Kent State (9/3)...One of nine first time starters in 2016. **Kent State (9/3)**: Tied his career high with four stops...Notched his first solo tackle-for-loss with a tackle behind the line in the second quarter.

» 2016 GAME-BY-GAME

Tackles (Solo-Assisted-Total)

KENT STATE 2-2-4; at Pitt 0-0-0; TEMPLE DNP.

» SCHWAN'S CAREER STATISTICS & GAME HIGHS

	UA-A	TK	FR	FC	I	PBU	SACK	TFL
2013	1-3	4	-	-	-	-	-	0.5-0
2014	4-2	6	-	-	-	-	-	-
2015	8-13	21	-	-	-	1	-	0.5-0
2016	2-2	4	-	-	-	-	-	1.0-3
CAREER	15-20	35	-	-	-	1	-	2.0-3

Tackles 4; Three Times: Last Kent State, 9/3/16
 Tackles for Loss 1.0; Kent State, 9/3/16
 Pass Breakups 1; Indiana, 10/10/15



4
NICK
SCOTT

5-11 > 200 > Jr./So. Eligible

Safety > Fairfax, Va.

» 2016

Season: Appeared in three games. **Kent State (9/3)**: Made one tackle...Returned two kickoffs for 52 yards, including a long of 30 in the second quarter. **at Pitt (9/10)**: Made one stop, an assisted special team stop with Troy Apke...Returned two kickoffs for 43 yards...Had a long return of 29 yards. **Temple (9/17)**: Returned one kickoff for 17 yards.

» 2016 GAME-BY-GAME

Tackles (Solo-Assisted-Total)

KENT STATE 0-1-1; at Pitt 0-1-1; TEMPLE 0-0-0.

» SCOTT'S CAREER STATISTICS & GAME HIGHS

	UA-A	TK	FR	FC	I	PBU	SACK	TFL
2015	5-3	8	-	-	-	-	-	-
2016	0-2	2	-	-	-	-	-	-
CAREER	5-5	10	-	-	-	-	-	-

Tackles 2; Twice: Last at Michigan State, 11/28/15

» 2016 GAME-BY-GAME

Kickoff Returns (Returns-Yards-TD-YPR)

KENT STATE 2-52-0-26.0; at Pitt 2-43-0-21.5; TEMPLE 1-17-0-17.0.

» SCOTT'S CAREER KICKOFF RETURN STATISTICS & GAME HIGHS

	No.	Yds.	Avg.	TD	LG
2015	13	310	23.8	-	58
2016	5	112	22.4	-	30
Career	18	422	23.4	-	58

Kick Returns 4; vs. Maryland, 10/24/15
 Kick Return Yards 85; vs. Maryland, 10/24/15
 Long Kick Return 58 yards; Buffalo, 9/12/15



90
GARRETT
SICKELS

6-4 > 260 > Sr./Jr. Eligible

Defensive End > Red Bank, N.J.

» 2016

Season: Started three games. **Kent State (9/3)**: Collected six tackles...Tied his career high with 1.0 sack...Combined with Nyeem Wartman-White on a second quarter sack and Antoine White on a fourth quarter sack...Combined with Jordan Smith for a tackle-for-loss in the third quarter...Penn State's seven sacks were the most since logging seven at Northwestern in 2011. **at Pitt (9/10)**: Logged three solo stops. **Temple (9/17)**: Registered three tackles...Combined with Parker Cothren for a sack of Phillip Walker in the fourth quarter...A part of a front seven that limited Temple to just 38 rushing yards, the fewest since holding Illinois to 37 yards on the ground in 2015.

» 2016 GAME-BY-GAME

Tackles (Solo-Assisted-Total)

KENT STATE 1-5-6; at Pitt 3-0-3; TEMPLE 2-1-3.

» SICKELS' CAREER STATISTICS & GAME HIGHS

	UA-A	TK	FR	FC	I	PBU	SACK	TFL
2014	7-4	11	-	-	-	-	2.0-10	3.0-12
2015	13-22	35	2	1	-	1	3.0-19	5.0-26
2016	6-6	12	-	-	-	-	1.5-12	2.0-16
CAREER	26-32	58	2	1	-	1	6.5-41	10.0-54

Tackles 8; at Ohio State, 10/17/15
 Sacks 1.0; Five Times: Last Kent State, 9/3/16
 Tackles for Loss 2.0; vs. Maryland, 11/1/14
 Forced Fumbles 1; San Diego State, 9/26/15
 Fumble Recoveries 1; Twice: Last vs. Maryland 10/24/15
 Pass Breakups 1; San Diego State, 9/26/15



@PennStateFBall



PSUFBall

2016

PSUnivald.com

GoPSUsports.com



47
BRANDON SMITH
6-0 ▶ 228 ▶ Sr./Jr. Eligible
Linebacker ▶ Winfield, Pa.

» **2016**
Season: Appeared in three games...Played just three defensive snaps in his career (all in 2016) and just 44 career snaps prior to playing 68 snaps vs. Temple (9/17). **Temple (9/17):** Made eight tackles - four solo - after entering the game midway through the second quarter...Combined with Torrence Brown for his first career tackle-for-loss...Logged first career pass breakup...A part of a front seven that limited Temple to just 38 rushing yards, the fewest since holding Illinois to 37 yards on the ground in 2015.

» **2016 GAME-BY-GAME**
Tackles (Solo-Assisted-Total)
KENT STATE 0-0-0; at Pitt 0-0-0; TEMPLE 4-4-8.

» **SMITH'S CAREER STATISTICS & GAME HIGHS**

	UA-A	TK	FR	FC	I	PBU	SACK	TFL
2014					DNP			
2015	0-1	1	-	-	-	-	-	-
2016	4-4	8	-	-	-	1	-	0.5-1
CAREER	4-5	9	-	-	-	1	-	0.5-1

Tackles 8; Temple, 9/17/16
Tackles for Loss 0.5; Temple, 9/17/16
Pass Breakups 1; Temple, 9/17/16



12
JORDAN SMITH
5-10 ▶ 185 ▶ Sr./Sr. Eligible
Cornerback ▶ Washington, D.C.

» **2016**
Season: Appeared in two games. **Kent State (9/3):** Posted one tackle...Tied a career high with 0.5 tackle-for-loss...Lone stop was a combined tackle-for-loss with Garrett Sickels in the third quarter.

» **2016 GAME-BY-GAME**
Tackles (Solo-Assisted-Total)
KENT STATE 1-0-1; at Pitt DNP; TEMPLE 0-0-0.

» **SMITH'S CAREER STATISTICS & GAME HIGHS**

	UA-A	TK	FR	FC	I	PBU	SACK	TFL
2013	3-2	5	-	-	-	-	-	-
2014	-	-	-	-	-	-	-	-
2015	1-3	4	-	-	-	-	-	0.5-1
2016	0-1	1	-	-	-	-	-	0.5-4
CAREER	4-6	10	-	-	-	-	-	1.0-5

Tackles 2; Twice: Last at Temple, 9/5/15
Tackles for Loss 0.5; Twice: Last Kent State, 9/3/16



2
TOMMY STEVENS
6-4 ▶ 218 ▶ So./Fr. Eligible
Quarterback ▶ Indianapolis, Ind.

» **2016**
Season: Appeared in one game...One of 19 freshmen (15 redshirt, 4 true) to appear in 2016. **Kent State (9/3):** Made his collegiate debut.


» **2016 GAME-BY-GAME**
Passing (Comp-Att-Yds-TD-INT)
KENT STATE 0-0-0-0-0; at Pitt DNP; TEMPLE DNP.



17
GARRETT TAYLOR
6-0 ▶ 193 ▶ So./Fr. Eligible
Cornerback ▶ Richmond, Va.

» **2016**
Season: Appeared in three games...One of 19 freshmen (15 redshirt, 4 true) to appear in 2016. **Kent State (9/3):** Made his collegiate debut.

» **2016 GAME-BY-GAME**
Tackles (Solo-Assisted-Total)
KENT STATE 0-0-0; at Pitt 0-0-0; TEMPLE 0-0-0.



20
JOHNATHAN THOMAS
5-11 ▶ 220 ▶ Jr./So. Eligible
Linebacker ▶ Peabody, Mass.

» **2016**
Season: Appeared in one game.

» **2016 GAME-BY-GAME**
Tackles (Solo-Assisted-Total)
KENT STATE 0-0-0; at Pitt DNP; TEMPLE DNP.



3
DeANDRE THOMPKINS
5-11 ▶ 190 ▶ Jr./So. Eligible
Wide Receiver ▶ Hubert, N.C.

» **2016**
Season: Appeared in three games with two starts...Made his first career start at Pitt...Is one of nine first time starters in 2016. **Rankings:** Sits No. 15 nationally and No. 2 in the Big Ten in yards per reception (23.71 ypr). **Kent State (9/3):** Made one catch for a career-high 43 yards...The 43-yard reception was a career-long for himself and quarterback Trace McSorley. **at Pitt (9/10):** Made his first collegiate start...Set career highs for receptions (3) and receiving yards (87)...On Penn State's third scoring drive, made a 14-yard grab on third-and-8 and a 39-yard catch to set up first-and-goal from the Pitt 2-yard line...Had a 34-yard catch and run on fourth-and-16 in the fourth quarter...Had a career-high 87 all-purpose yards and total offense. **Temple (9/17):** Made three grabs for 36 yards.

» **2016 GAME-BY-GAME**
Receiving (Receptions-Yards-TD)
KENT STATE 1-43-0; at Pitt 3-87-0; TEMPLE 3-36-0.

» **THOMPKINS' CAREER OFFENSIVE STATISTICS & GAME HIGHS**

	Att.-Yds.	Avg.	TD	LG	Rec.-Yds.	Avg.	TD	LG
2015	5-12	2.4	1	6	3-33	11.0	-	31
2016	-	-	-	-	7-166	23.7	-	43
Career	5-12	2.4	1	6	10-199	19.9	-	43

Rush Attempts 2; Twice: Last vs. Indiana, 10/10/15
Rush Yards 11; Indiana, 10/10/15
Rushing TDs 1; Rutgers, 9/19/15
Long Rush 6 yards; Indiana, 10/10/15
Receptions 3; Twice: Temple, 9/17/16
Receiving Yards 87; at Pitt, 9/10/16
Long Reception 43 yards; Kent State, 9/3/16
Total Offense Yards 87; at Pitt, 9/10/16
All-Purpose Yards 87; at Pitt, 9/10/16



25
VON WALKER
5-11 ▶ 213 ▶ Sr./Sr. Eligible
Linebacker ▶ Mill Hall, Pa.

» **2016**
Season: Appeared in three games...Selected team captain for the second time in his career...One of only eight Penn State players named two-time team captain. **at Pitt (9/10):** Made one solo stop...Collected a solo hit on the opening kickoff of the fourth quarter.

» **2016 GAME-BY-GAME**
Tackles (Solo-Assisted-Total)
KENT STATE 0-0-0; at Pitt 1-0-1; TEMPLE 0-0-0.

» **WALKER'S CAREER STATISTICS & GAME HIGHS**

	UA-A	TK	FR	FC	I	PBU	SACK	TFL
2013	3-1	4	-	-	-	-	-	-
2014	5-7	12	-	-	-	-	-	1.0-2
2015	6-4	10	1	-	-	-	-	-
2016	1-0	1	-	-	-	-	-	-
CAREER	15-12	27	1	0	0	0	0-0	1.0-2

Tackles 3; Three Times: Last Army, 10/3/15
Tackles for Loss 1.0; Massachusetts, 9/20/14
Fumble Recoveries 1; Army, 10/3/15
Blocked Kicks 1; Michigan, 11/21/15



5
NYEEM WARTMAN-WHITE
6-1 ▶ 240 ▶ Gr./Sr. Eligible
Linebacker ▶ Philadelphia, Pa.

» **2016**
Awards: Selected to the Butkus Award Preseason Watch List.

Season: Started three games...Will miss the remainder of the season after suffering an injury in the first quarter against Temple (9/17). **Kent State (9/3):** Returned to the field after suffering an injury (knee) in the 2015 season opener...Made five stops...Combined with Garrett Sickels for a sack of Justin Agner in the second quarter...Penn State's seven sacks were the most since logging seven at Northwestern in 2011...Broke up two passes. **at Pitt (9/10):** Tied for game high with nine stops, including seven solo hits...Had a career-high 3.0 tackles-for-loss in the game...Made solo stops behind the line of scrimmage twice in the second quarter and one in the third quarter. **Temple (9/17):** Left the game in the first quarter.

» **2016 GAME-BY-GAME**
Tackles (Solo-Assisted-Total)
KENT STATE 1-4-5; at Pitt 7-2-9; TEMPLE 0-0-0.

» **WARTMAN-WHITE'S CAREER STATISTICS & GAME HIGHS**

	UA-A	TK	FR	FC	I	PBU	SACK	TFL
2012	1-0	1	-	-	-	-	-	-
2013	17-15	32	-	1	-	4	1.0-4	2.5-8
2014	32-43	75	-	-	1	-	-	3.5-5
2015	2-0	2	-	-	-	-	-	-
2016	8-6	14	-	-	-	2	0.5-4	3.5-8
CAREER	60-64	124	-	1	1	6	1.5-8	9.5-21

Tackles 11; vs. Boston College, 12/27/14
Sacks 1.0; Purdue, 11/16/13
Tackles for Loss 3.0; at Pitt, 9/10/16
Interceptions 1; at Indiana, 11/8/14
Long Interception Return 13 yards; at Indiana, 11/8/14
Forced Fumbles 1; Purdue, 11/16/13
Pass Breakups 3; Eastern Michigan, 9/7/13



93
ANTOINE
WHITE

6-2 ▶ 290 ▶ Jr./So. Eligible

Defensive Tackle ▶ Millville, N.J.

» 2016

Season: Appeared in three games. **Kent State (9/3):** Logged five tackles...Had 1.5 sacks in the game, combining with Parker Cothren and Garrett Sickels on separate quarterback take downs during Kent State's first drive of the fourth quarter...Later combined with John Reid on a fourth quarter sack...Penn State's seven sacks were the most since logging seven at Northwestern in 2011. **at Pitt (9/10):** Made three tackles, including one solo.

» 2016 GAME-BY-GAME

Tackles (Solo-Assisted-Total)

KENT STATE 1-4-5; at Pitt 1-2-3; TEMPLE 0-0-0.


» WHITE'S CAREER STATISTICS & GAME HIGHS

	UA-A	TK	FR	FC	I	PBU	SACK	TFL
2015	4-8	12	-	-	-	-	1.0-5	1.5-6
2016	2-6	8	-	-	-	-	1.5-10	1.5-10
CAREER	6-14	20	-	-	-	-	2.5-15	3.0-16

Tackles5; Kent State, 9/3/16

Sacks 1.5; Kent State, 9/3/16

Tackles for Loss 1.5; Kent State, 9/3/16



54
ROBERT
WINDSOR

6-4 ▶ 305 ▶ So./Fr. Eligible

Defensive Tackle ▶ Fond Du Lac, Wis.

» 2016

Season: Appeared in three games...One of 19 freshmen (15 redshirt, 4 true) to appear in 2016. **Kent State (9/3):** Made his collegiate debut. **at Pitt (9/10):** Collected a career-high four tackles...Combined with Malik Golden on a TFL in the second quarter. **Temple (9/17):** Had two tackles... Combined with Torrence Brown on a sack of Phillip Walker in the fourth quarter, his first career quarterback takedown...A part of a front seven that limited Temple to just 38 rushing yards, the fewest since holding Illinois to 37 yards on the ground in 2015.

» 2016 GAME-BY-GAME

Tackles (Solo-Assisted-Total)

KENT STATE 0-1-1; at Pitt 2-2-4; TEMPLE 0-2-2.

» WINDSOR'S CAREER STATISTICS & GAME HIGHS

	UA-A	TK	FR	FC	I	PBU	SACK	TFL
2016	2-5	7	-	-	-	-	0.5-4	1.0-4
CAREER	2-5	7	-	-	-	-	0.5-4	1.0-4

Tackles 4; at Pitt, 9/10/16

Tackles For Loss 0.5; Twice: Last Temple, 9/17/16

Sacks0.5; Temple, 9/17/16



77
CHASZ
WRIGHT

6-7 ▶ 343 ▶ Jr./So. Eligible

Tackle/Guard ▶ Woodbridge, Va.

» 2016

Season: Appeared in three games.



44
TYLER
YAZUJIAN

5-11 ▶ 235 ▶ Sr./Sr. Eligible

Long Snapper ▶ Royersford, Pa.

» 2016

Season: Appeared in three games...Has handled all of the long snapping duties since the start of the 2014 season.

» YAZUJIAN'S CAREER GAME HIGHS

Tackles 1; Twice: Last Indiana, 10/10/15



@PennStateFBall



PSUFball

2016

PSUnrivalled.com

GoPSUsports.com

PENN STATE GAME-BY-GAME

	KSU	at PITT	TEM	at MICH	MINN	UMD	OSU	at PUR	IOWA	at IND	at RU	MSU
First Downs	19	20	21									
Rushing	9	6	8									
Passing	9	12	8									
Penalty	1	2	5									
Net Yards Rushing	145	74	116									
Rushing Attempts	38	31	37									
Average Per Rush	3.8	2.4	3.1									
Rushing Touchdowns	1	4	3									
Yards Gained	176	114	173									
Yards Lost	31	40	57									
Net Yards Passing	209	332	287									
Completions	16	24	18									
Attempts	31	35	24									
Interceptions	0	1	1									
Yards Per Attempt	6.7	9.5	12.0									
Yards Per Completion	13.1	13.8	15.9									
Passing Touchdowns	2	1	1									
Total Offensive Yards	354	406	403									
Plays	69	66	61									
Yards Per Play	5.1	6.1	6.6									
Fumbles-Lost	2-1	5-3	5-2									
Penalties-Yards	5-55	4-35	7-62									
Punts-Yards	6-282	5-233	3-105									
Yards Per Punt	47.0	46.6	35.0									
Net Yards Per Punt	43.3	42.4	28.3									
Inside 20	2	3	2									
50+ Yard Kicks	1	2	0									
Touchbacks	1	1	1									
Fair Catch	1	1	1									
Kickoffs-Yards	7-453	7-424	7-451									
Yards Per Kickoff	64.7	60.6	64.4									
Net Yards Per Kickoff	40.1	32.3	43.0									
Touchbacks	6	4	6									
Punt Returns	4	4	6									
Yards	22	61	6									
Touchdowns	0	0	0									
Yards Per PR	5.5	15.2	1.0									
Kickoff Returns	4	5	4									
Yards	88	110	83									
Touchdowns	0	0	0									
Yards Per KR	22.0	22.0	20.8									
Interceptions	2	1	1									
Yards	30	8	14									
Touchdowns	1	0	0									
Fumble Returns	1	1	0									
Yards	6	4	0									
Touchdowns	0	0	0									
Miscellaneous Yards	0	0	0									
Possession Times	27:04	24:31	28:33									
1st Quarter	6:34	4:57	10:05									
2nd Quarter	8:05	6:21	7:29									
3rd Quarter	5:47	4:31	5:56									
4th Quarter	6:38	8:42	5:03									
3rd-Down Conversions	5-of-14	2-of-10	2-of-9									
4th-Down Conversions	0-of-1	1-of-1	2-of-2									
Red Zone Scoring	4-5	5-5	4-6									
Touchdowns	2-5	4-5	2-6									
Field Goals	2-5	1-5	2-6									
Sacks By/Yards	7-54	0-0	3-19									
PAT Kicks	3-3	4-4	4-4									
Field Goals	2-2	1-1	2-2									
Total Points	33	39	34									
Touchdowns Rushing	1	4	3									
Touchdowns Passing	2	1	1									
Touchdown Returns	0	0	0									
Other Touchdowns	1	0	0									
Safeties	0	0	0									
Kick PAT/Attempts	3-3	4-4	4-4									
2pt PAT/Attempts	0-1	1-1	2-2									
Field Goals/Attempts	2-2	1-1	2-2									
Points Off Turnovers	14	3	0									

OPONENT GAME-BY-GAME

	KSU	at PITT	TEM	at MICH	MINN	UMD	OSU	at PUR	IOWA	at IND	at RU	MSU
First Downs	16	19	13									
Rushing	8	13	2									
Passing	6	6	9									
Penalty	2	0	2									
Net Yards Rushing	150	341	38									
Rushing Attempts	41	56	28									
Average Per Rush	3.7	6.1	1.4									
Rushing Touchdowns	0	3	3									
Yards Gained	219	359	70									
Yards Lost	69	18	32									
Net Yards Passing	129	91	286									
Completions	14	11	25									
Attempts	28	15	34									
Interceptions	2	1	1									
Yards Per Attempt	4.6	6.1	8.4									
Yards Per Completion	9.2	8.3	11.4									
Passing Touchdowns	0	3	0									
Total Offensive Yards	279	432	324									
Plays	69	71	62									
Yards Per Play	4.0	6.1	5.2									
Fumbles-Lost	2-1	2-1	0-0									
Penalties-Yards	6-47	10-79	13-118									
Punts-Yards	6-246	5-213	6-225									
Yards Per Punt	41.0	42.6	37.5									
Net Yards Per Punt	37.3	30.4	36.5									
Inside 20	0	1	1									
50+ Yard Kicks	0	0	0									
Touchbacks	0	0	0									
Fair Catch	1	0	0									
Kickoffs-Yards	4-242	7-430	6-295									
Yards Per Kickoff	60.5	61.4	49.2									
Net Yards Per Kickoff	38.5	38.6	31.2									
Touchbacks	0	2	1									
Punt Returns	2	1	0									
Yards	2	1	0									
Touchdowns	0	0	0									
Yards Per PR	1.0	1.0	0.0									
Kickoff Returns	1	3	0									
Yards	22	98	0									
Touchdowns	1	0	0									
Yards Per KR	22.0	32.7	0.0									
Interceptions	0	1	1									
Yards	0	0	17									
Touchdowns	0	0	0									
Fumble Returns	1	1	0									
Yards	20	9	0									
Touchdowns	1	0	0									
Miscellaneous Yards	0	0	0									
Possession Times	32:56	35:29	31:27									
1st Quarter	8:26	10:03	4:55									
2nd Quarter	6:55	8:39	7:31									
3rd Quarter	9:13	10:29	9:04									
4th Quarter	8:22	6:18	9:57									
3rd-Down Conversions	5-of-17	4-of-12	3-of-13									
4th-Down Conversions	0-of-1	0-of-0	2-of-3									
Red Zone Scoring	2-3	6-6	4-4									
Touchdowns	0-3	6-6	3-4									
Field Goals	2-3	0-6	1-4									
Sacks By/Yards	1-11	4-33	0-0									
PAT Kicks	1-1	6-6	3-3									
Field Goals	2-3	0-2	2-2									
Total Points	13	42	27									
Touchdowns Rushing	0	3	3									
Touchdowns Passing	0	3	0									
Touchdown Returns	1	0	0									
Other Touchdowns	0	0	0									
Safeties	0	0	0									
Kick PAT/Attempts	1-1	6-6	3-3									
2pt PAT/Attempts	0-0	0-0	0-0									
Field Goals/Attempts	2-3	0-1	2-2									
Points Off Turnovers	7	14	14									

INDIVIDUAL GAME-BY-GAME

RUSHING

(ATT-YDS-TD)	KSU	at PITT	TEM	at MICH	MINN	UMD	OSU	at PUR	IOWA	at IND	at RU	MSU
Allen, Mark	---	1-2-0	6-17-0									
Barkley, Saquon	22-105-1	20-85-4	9-68-1									
Hamilton, DaeSean	---	---	1-(-12)-0									
McSorley, Trace	14-47-0	9-(-17)-0	9-8-1									
Robinson, Andre	1-(-)2-0	1-4-0	6-24-1									
Sanders, Miles	---	---	3-27-0									
TEAM	1-(-5)-0	---	3-(-16)-0									

RECEIVING

(REC-YDS-TD)	KSU	at PITT	TEM	at MICH	MINN	UMD	OSU	at PUR	IOWA	at IND	at RU	MSU
Allen, Mark	---	1-4-0	1-1-0									
Barkley, Saquon	1-17-0	2-45-1	2-7-0									
Blacknall, Saeed	2-24-0	---	---									
Gesicki, Mike	3-49-1	4-47-0	2-62-0									
Godwin, Chris	7-67-0	4-36-0	7-117-1									
Hamilton, DaeSean	2-9-1	8-82-0	2-50-0									
Johnson, Juwan	---	1-27-0	---									
Polk, Brandon	---	1-4-0	1-14-0									
Thompkins, DeAndre	1-43-0	3-87-0	3-36-0									

PASSING

Trace McSorley

	Comp.	Att.	Yds.	TD	INT
Kent State	16	31	209	2	0
at Pitt	24	35	332	1	1
TEMPLE	18	24	287	1	1
at Michigan					
MINNESOTA					
MARYLAND					
OHIO STATE					
at Purdue					
IOWA					
at Indiana					
at Rutgers					
MICHIGAN STATE					

KICKING & PUNTING

KICKOFFS

Season	KO	Total Yards	TB	OB	Kick Avg.	Rtrns	Rtn Yds	Yds/Rtn
Julius, Joey	21	1,328	16	1	63.2	30	38.5	1.28

Season	KO	Total Yards	TB	OB	Kick Avg.	Rtrns	Rtn Yds	Yds/Rtn
KENT STATE	7	453	6	0	64.7	4	88	22.0
at Pitt	7	424	4	0	60.6	3	98	33.0
TEMPLE	7	451	6	1	64.4	0	0	0.00

at Michigan								
MINNESOTA								
MARYLAND								
OHIO STATE								
at Purdue								
IOWA								
at Indiana								
at Rutgers								
MICHIGAN STATE								

PUNTING

Season	No	Total Yds	Avg	Long	FC	I20	50+	Blk
Gillikin, Blake	14	620	44.3	69	3	7	3	0

Game	No	Total Yds	Avg	Long	FC	I20	50+	Blk
KENT STATE	6	282	47.0	58	1	2	1	0
at Pitt	5	233	46.6	69	1	3	2	0
TEMPLE	3	105	35.0	41	0	2	0	0

at Michigan								
MINNESOTA								
MARYLAND								
OHIO STATE								
at Purdue								
IOWA								
at Indiana								
at Rutgers								
MICHIGAN STATE								



INDIVIDUAL GAME-BY-GAME

TACKLES

(UT-AT-TT)	KSU	at PITT	TEM	at MICH	MINN	UMD	OSU	at PUR	IOWA	at IND	at RU	MSU
Allen, Marcus	2-3-5	4-4-8	6-2-8									
Apke, Troy	1-0-1	0-1-1	---									
Bates, Ryan	---	---	1-0-1									
Bell, Brandon	3-5-8	5-4-9	DNP									
Bowen, Manny	0-1-1	5-0-5	2-1-3									
Brown, Cam	DNP	0-1-1	---									
Brown, Torrence	0-3-3	5-1-6	1-3-4									
Buchholz, Ryan	1-1-2	2-0-2	0-1-1									
Cabinda, Jason	5-6-11	DNP	DNP									
Campbell, Christian	1-2-3	2-0-2	1-1-2									
Chavis, Tyrell	0-2-2	0-1-1	---									
Cooper, Jake	---	0-2-2	1-4-5									
Cothren, Parker	0-2-2	0-1-1	2-5-7									
Davis, Desi	0-1-1	DNP	DNP									
Farmer, Koa	0-1-1	---	---									
Givens, Kevin	0-3-3	---	1-1-2									
Golden, Malik	3-0-3	3-3-6	3-6-9									
Hamilton, DaeSean	---	1-0-1	---									
Julius, Joey	1-0-1	---	---									
Miller, Jarvis	---	1-0-1	---									
Miller, Shareef	3-2-5	0-1-1	---									
Oruwariye, Amani	0-2-2	2-0-2	0-1-1									
Reid, John	2-2-4	3-2-5	2-2-4									
Schwan, Evan	2-2-4	---	DNP									
Scott, Nick	0-1-1	0-1-1	---									
Sickels, Garrett	1-5-6	3-0-3	2-1-3									
Smith, Brandon	---	DNP	4-4-8									
Smith, Jordan	0-1-1	---	---									
Walker, Von	---	1-0-1	---									
Wartman-White, Nyeem	1-4-5	7-2-9	---									
White, Antoine	1-4-5	1-2-3	---									
Windsor, Robert	0-1-1	2-2-4	0-2-2									

TFL & SACKS

TFL (Sacks)	KSU	at PITT	TEM	at MICH	MINN	UMD	OSU	at PUR	IOWA	at IND	at RU	MSU
Allen, Marcus	---	1.0 (-)	1.0 (-)									
Bowen, Manny	---	1.0 (-)	1.0 (1.0)									
Brown, Torrence	---	2.0 (-)	1.0 (0.5)									
Buchholz, Ryan	1.0 (1.0)	---	0.5 (-)									
Campbell, Christian	1.0 (-)	---	---									
Cothren, Parker	0.5 (0.5)	---	2.5 (0.5)									
Givens, Kevin	---	---	1.0 (-)									
Golden, Malik	---	1.5 (-)	---									
Miller, Shareef	2.0 (2.0)	---	---									
Reid, John	0.5 (0.5)	---	0.5 (-)									
Schwan, Evan	1.0 (-)	---	DNP									
Sickels, Garrett	1.5 (1.0)	---	0.5 (0.5)									
Smith, Brandon	---	---	0.5 (-)									
Smith, Jordan	0.5 (-)	DNP	---									
Wartman-White, Nyeem	0.5 (0.5)	3.0 (-)	---									
White, Antoine	1.5 (1.5)	---	---									
Windsor, Robert	---	0.5 (-)	0.5 (0.5)									
TEAM TOTAL	10.0 (7.0)	9.0 (0.0)	9.0 (3.0)									

INDIVIDUAL GAME-BY-GAME

ALL-PURPOSE YARDS

	KSU	at PITT	TEM	at MICH	MINN	UMD	OSU	at PUR	IOWA	at IND	at RU	MSU
Allen, Marcus	---	6	18									
Barkley, Saquon	122	147	75									
Blacknall, Saeed	24	DNP	DNP									
Gesicki, Mike	49	47	62									
Godwin, Chris	67	36	117									
Golden, Malik	---	8	---									
Hamilton, DaeSean	9	82	38									
Johnson, Juwan	---	27	---									
McSorley, Trace	47	-17	8									
Oruwariye, Amani	30	---	-26									
Polk, Brandon	---	4	49									
Reid, John	22	61	46									
Robinson, Andre	-2	4	24									
Sanders, Miles	26	50	58									
Scott, Nick	52	---	---									
Thompkins, DeAndre	43	87	36									

RED ZONE RECAP

PENN STATE

Opponent	Series	Result	Pct.
KENT STATE	5	2 TD, 2 FG, 1 TO on downs	80%
at Pitt	5	4 TD, 1 FG	100%
TEMPLE	6	2 TD, 2 FG, 1 Fumble, 1 Half	66.7%
at Michigan			
MINNESOTA			
MARYLAND			
OHIO STATE			
at Purdue			
IOWA			
at Indiana			
at Rutgers			
MICHIGAN STATE			
TOTAL			

OPPONENT

Opponent	Series	Result	Pct.
KENT STATE	3	2 FG, 1 INT	66.7%
at Pitt	6	6 TD	100%
TEMPLE	4	3 TD, 1 FG	100%
at Michigan			
MINNESOTA			
MARYLAND			
OHIO STATE			
at Purdue			
IOWA			
at Indiana			
at Rutgers			
MICHIGAN STATE			
TOTAL			

GAME LEADERS

Opponent	Rushing Attempts	Rushing Yards	Receptions	Receiving Yards	All Purpose Yards	Tackles
KENT STATE	22 - Barkley	105 - Barkley	7 - Godwin	67 - Godwin	122 - Barkley	11 - Cabinda
at Pitt	20 - Barkley	85 - Barkley	8 - Hamilton	82 - Hamilton	147 - Barkley	9 - Wartman-White
TEMPLE	9 - Barkley	68 - Barkley	7 - Godwin	117 - Godwin	117 - Godwin	9 - Golden
at Michigan						
MINNESOTA						
MARYLAND						
OHIO STATE						
at Purdue						
IOWA						
at Indiana						
at Rutgers						
MICHIGAN STATE						



TURNOVER BY GAME

PENN STATE: 6 GAINED

TYPE	QTR	PLAYER	PLAYS/ 1st		RESULT
			YDS	DWNS	
KENT STATE (3)					
Fumble	2	Washington by Allen, Marcus	2/13	1	TD
Interception	3	Oruwariye of Agner	-	-	TD
Interception	3	Bell of Agner	6/20	1	Punt
PITT (2)					
Interception	2	Golden of Peterman	5/23	-	Punt
Fumble	4	Conner by Brown	1/2	-	FG
TEMPLE (1)					
Interception	4	Reid of Walker	2/4	-	-

OPPONENT: 8 GAINED

TYPE	QTR	PLAYER	PLAYS/ 1st		RESULT
			YDS	DWNS	
KENT STATE (1)					
Fumble	2	McSorley by Refuge	-	-	TD
PITT (4)					
Fumble	1	McSorley by Price	1/(-6)	1	TD
Fumble	2	McSorley by Price	2/15	1	TD
Fumble	3	Barkley by Briggs	7/18	1	FG (missed)
Interception	4	Lewis of McSorley	7/40	-	-
TEMPLE (3)					
Fumble	2	Sanders by Martin-Oguike	7/41	-	Punt
Interception	3	Randall of McSorley	1/0	-	TD
Fumble	4	Oruwariye by Starzyk	0/(-26)	-	TD



TURNOVERS BY PLAYER

FUMBLES

(#-Lost)	KSU	at PITT	TEM	at MICH	MINN	UMD	OSU	at PUR	IOWA	at IND	at RU	MSU
McSorley, Trace	2-1	3-2	2-0									
Oruwariye, Amani	--	--	1-1									
Sanders, Miles	--	--	1-1									
TEAM	--	--	1-0									

FORCED FUMBLES

	KSU	at PITT	TEM	at MICH	MINN	UMD	OSU	at PUR	IOWA	at IND	at RU	MSU
Allen, Marcus	1	--	--									
Brown, Torrence	--	1	1									

FUMBLES RECOVERED

(#-Yards)	KSU	at PITT	TEM	at MICH	MINN	UMD	OSU	at PUR	IOWA	at IND	at RU	MSU
Allen, Marcus	1-6	--	--									
McSorley, Trace	--	--	2									
Reid, John	--	1-4	--									
TEAM	--	--	1									

INTERCEPTIONS

(#-Yards)	KSU	at PITT	TEM	at MICH	MINN	UMD	OSU	at PUR	IOWA	at IND	at RU	MSU
Bell, Brandon	1-0	--	--									
Golden, Malik	--	1-8	--									
Oruwariye, Amani	1-30	--	--									
Reid, John	--	--	1-14									



SCORING SUMMARY

Game	Plays	Yards	Time	Result	Qtr.
Scoring Play					
KENT STATE (6)	9	79	3:23	TD	1
Hamilton 4-yard pass from McSorley (2-pt attempt failed)	2	13	0:41	TD	2
Barkley 7-yard run (Davis kick)	12	49	4:18	FG	2
Davis field goal (29 yards)	0	0	0:00	TD	3
Oruwariye 30-yard interception return (Davis kick)	8	49	2:39	FG	3
Davis field goal (28 yards)	8	67	2:38	TD	4
Gesicki 30-yard pass from McSorley (Davis kick)					
PITT (6)	1	15	0:09	TD	1
Barkley 3-yard run (Davis kick)	8	83	2:35	TD	2
Barkley 1-yard run (Davis kick)	2	46	0:39	TD	3
Barkley 40-yard pass from McSorley (Davis kick)	7	68	2:04	TD	4
Barkley 1-yard run (Davis kick)	4	-9	1:31	FG	4
Davis field goal (38 yards)	6	60	1:30	TD	4
Barkley 2-yard run (Davis kick)					
TEMPLE (6)	2	55	0:42	TD	1
Godwin 52-yard pass from McSorley (Davis kick)	13	69	5:57	TD	1
Robinson 3-yard run (Davis kick)	9	53	3:14	TD	2
McSorley 2-yard run (Davis kick)	6	48	3:50	FG	3
Davis field goal (40 yards)	7	71	4:05	FG	4
Davis field goal (30 yards)	2	75	0:50	TD	4
Barkley 55-yard run (Davis kick)					

SCORING BREAKDOWN

PENN STATE DRIVES

Totals: 18 scoring drives (13 TD, 5 FG)
Special Teams/Defensive Touchdown: 1
 Oruwariye - 30 yd. Interception Return, KSU.

LONGEST DRIVES BY:

Plays: 13 TEMPLE (9/17)
 12 KENT STATE (9/3)
Yards: 83 at Pitt (9/10)
 79 KENT STATE (9/3)
Time: 5:57 TEMPLE (9/17)
 4:18 KENT STATE (9/3)

OPPONENT DRIVES

Totals: 13 scoring drives (9, TD, 4 FG)
Special Teams/Defensive Touchdown:

LONGEST DRIVES BY:

Plays: 12 Temple (9/17)
 11, 2x Last: Pitt (9/10)
Yards: 99 Pitt (9/10)
 75 Temple (9/17)
Time: 5:23 Kent State (9/3)
 5:10 Temple (9/17)



LONG PLAY BREAKDOWN

BY YARDAGE

Yards	Type	Player(s)	Opponent
59	PR	Reid, John	Pitt
*55	Rush	Barkley, Saquon	Temple
52	Pass	Gesicki, Mike from McSorley, Trace	Temple
*52	Pass	Godwin, Chris from McSorley, Trace	Temple
45	Pass	Hamilton, DaeSean from McSorley, Trace	Temple
43	Pass	Thompkins, DeAndre from McSorley, Trace	Kent State
*40	Pass	Barkley, Saquon from McSorley, Trace	Pitt
39	Pass	Thompkins, DeAndre from McSorley, Trace	Pitt
35	KR	Polk, Brandon	Temple
34	Pass	Thompkins, DeAndre from McSorley, Trace	Pitt
33	KR	Sanders, Miles	Pitt
31	KR	Sanders, Miles	Temple
*30	INT	Oruwariye, Amani	Kent State
30	KR	Scott, Nick	Kent State
*30	Pass	Gesicki, Mike from McSorley, Trace	Kent State
29	PR	Reid, John	Temple
29	KR	Scott, Nick	Pitt
29	Rush	Barkley, Saquon	Pitt
28	Rush	Barkley, Saquon	Kent State
27	Pass	Johnson, Juwan from McSorley, Trace	Pitt
26	Pass	Godwin, Chris from McSorley, Trace	Kent State
24	Pass	Gesicki, Mike from McSorley, Trace	Pitt
24	Pass	Hamilton, DaeSean from McSorley, Trace	Pitt
23	Pass	Godwin, Chris from McSorley, Trace	Temple
22	KR	Scott, Nick	Kent State
21	PR	Reid, John	Kent State
21	Pass	Blacknall, Saeed from McSorley, Trace	Kent State

PENN STATE [27 PLAYS]

Play	#	Long	Play	Opponent
Passing:	14	52	Godwin & Gesicki from McSorley, Trace	Temple
KR:	6	35	Polk, Brandon	Temple
Rushing:	3	55	Barkley, Saquon	Temple
INT:	1	30*	Oruwariye, Amani	Kent State
PR:	3	59	Reid, John	Pitt
FR:	-	-	-	-

Opp.	#	Long	Play	Type
KENT STATE	9	43	Thompkins, DeAndre from McSorley	Pass
at Pitt	10	59	Reid, John	PR
TEMPLE	8	55*	Barkley, Saquon	Rush
at Michigan				
MINNESOTA				
MARYLAND				
OHIO STATE				
at Purdue				
IOWA				
at Indiana				
at Rutgers				
MICHIGAN STATE				

OPPONENTS [15 PLAYS]

Play	#	Long	Play	Opponent
Passing:	3	37	James, Raekwon	Kent State
Rushing:	9	38	Henderson, Quadree	Pitt
KR:	2	84	Henderson, Quadree	Pitt
FR:	1	20*	Refuge, Elcee	Kent State
INT:	-	-	-	-
PR:	-	-	-	-

Opp.	#	Long	Play	Type
Kent State	5	37	James, Raekwon from Mitchell, Mylik	Pass
at Pitt	9	84	Henderson, Quadree	KR
TEMPLE	1	67	Deloatch, Romond	Pass
at Michigan				
MINNESOTA				
MARYLAND				
OHIO STATE				
at Purdue				
IOWA				
at Indiana				
at Rutgers				
MICHIGAN STATE				

* - touchdown scored on play



LONG PLAY BREAKDOWN

Mark Allen

2016: -- (--)
Career: 1 (1 Rushing)

2016 Long:
 Rushing: --

Career Long:
 Rushing: 28 yds vs. Indiana (2015)

Saquon Barkley

2016: 4 (3 rushing, 1 receiving, 1 TD)
Career: 19 (16 rushing, 4 receiving, 2 TD)

2016 Long:
 Rushing: 55 yds vs. Temple
 Reception: 40 yds at Pitt

Career Long:
 Rushing: 56 yds at Ohio State & vs. Michigan (2015)
 Reception: 40 yds from McSorley, Trace at Pitt

Brandon Bell

2016: -- (--)
Career: 1 (1 INT)

2016 Long:
 None

Career Long:
 Interception: 25 yds vs Michigan (2015)

Saeed Blacknall

2016: 1 (1 receiving)
Career: 7 (7 receiving, 2 TD)

2016 Long:
 Reception: 21 yds from McSorley vs. Kent State

Career Long:
 Reception: 59 yds from Hackenberg, at Michigan State (2015)

Mike Gesicki

2016: 3 (3 receiving)
Career: 6 (6 receiving, 2 TD)

2016 Long:
 Reception: 52 yds from McSorley vs. Temple

Career Long:
 Reception: 52 yds from McSorley vs. Temple

Chris Godwin

2016: 3 (3 receiving, 1 TD)
Career: 20 (20 receiving, 3 TD)

2016 Long:
 Reception: 52 yds from McSorley vs. Temple

Career Long:
 Reception: 72 yds from Hackenberg vs Boston College, TD (2014)

Amani Oruwariye

2016: 1 (1 INT)
Career: 1 (1 INT, 1 TD)

2016 Long:
 INT: 30 yds vs. Kent State, TD

Career Long:
 INT: 30 yds vs. Kent State, TD

Grant Haley

2016: -- (--)
Career: 20 (1 INT, 19 KR, 1 TD)

2016 Long:
 None

Career Long:
 INT: 30 yds vs Temple, TD (2014)
 KR: 44 yds vs UCF (2014)

DaeSean Hamilton

2016: 2 (2 receiving)
Career: 17 (17 Receiving, 3 TD)

2016 Long:
 Reception: 45 yds from McSorley vs. Temple

Career Long:
 Reception: 51 yds from Hackenberg vs N'western (2014)

Juwan Johnson

2016: 1 (1 receiving)
Career: 1 (1 receiving)

2016 Long:
 Reception: 27yds from McSorley at Pitt

Career Long:
 Reception: 27yds from McSorley at Pitt

Trace McSorley

2016: 10 (10 passing)
Career: 11 (11 passing)

2016 Long:
 Pass: 52 yds vs. Temple
 Rushing: --

Career Long:
 Pass: 52 yds vs. Temple
 Rushing: --

Brandon Polk

2016: 1 (1 KR)
Career: 11 (1 Receiving, 4 Rushing, 6 KR, 1 TD)

2016 Long:
 Reception: --
 Rushing: --
 KR: 35 yds vs. Temple

Career Long:
 Reception: 39 yd pass from Hackenberg, vs Indiana, TD (2015)
 Rushing: 33 yds at Temple (2015)
 KR: 35 yds vs. Temple

John Reid

2016: 3 (3 PR)
Career: 4 (1 INT, 3 PR)

2016 Long:
 PR: 59 yds at Pitt

Career Long:
 INT: 44 yds vs Rutgers (2015)
 PR: 59 yds at Pitt

Miles Sanders

2016: 2 (2 KR)
Career: 2 (2 KR)

2016 Long:
 KR: 33 yds at Pitt

Career Long:
 KR: 33 yds at Pitt

Garrett Sickels

2016: -- (--)
Career: 1 (1 IFR)

2016 Long:
 None

Career Long:
 FR: 36 yds vs. Maryland

Nick Scott

2016: 1 (1 KR)
Career: 12 (1 passing, 1 receiving, 1 rushing, 9 KR)

2016 Long:
 KR: 30 yds vs. Kent State

Career Long:
 Passing: 32 yds to Godwin vs. San Diego State (2015)
 Reception: 22 yds from Hackenberg vs. Army (2015)
 Rushing: 35 yds vs. Indiana (2015)
 KR: 58 yds vs. Buffalo (2015)

DeAndre Thompkins

2016: 3 (1 receiving)
Career: 6 (4 receiving, 2 PR)

2016 Long:
 Reception: 43 yds vs. Kent State

Career Long:
 Reception: 43 yds from McSorley vs. Kent State
 PR: 58 yds vs. Buffalo (2015)

Von Walker

2016: None
Career: 5 (4 KR, 1 PR)

2016 Long:
 None

Career Long:
 KR: 35 yds vs Akron (2014)
 PR: 22 yds vs Eastern Michigan (2013)



SEASON SUPERLATIVES

PENN STATE INDIVIDUAL

Rushes	22, Barkley, Saquon; vs. Kent State (9/3)
Yards Rushing	105, Barkley, Saquon; vs. Kent State (9/3)
TD Rushes	4, Barkley, Saquon; at Pitt (9/10)
Long Rush	55, Barkley, Saquon; vs. Temple (9/17)
Pass Attempts	35, McSorley, Trace; at Pitt (9/10)
Pass Completions	24, McSorley, Trace; at Pitt (9/10)
Yards Passing	332, McSorley, Trace; at Pitt (9/10)
TD Passes	2, McSorley, Trace; vs. Kent State (9/3)
Long Pass	52, McSorley, Trace; vs. Temple (9/17)
Receptions	8, Hamilton, DaeSean; at Pitt (9/10)
Yards Receiving	117, Godwin, Chris; vs. Temple (9/17)
TD Receptions	1, 4 Times Last: Godwin, Chris; vs. Temple (9/17)
Long Reception	52, Godwin, Chris; vs. Temple (9/17) Gesicki, Mike; vs. Temple (9/17)
Field Goals	2, 2 Times Davis, Tyler; vs. Temple (9/17)
Long Field Goal	40, Davis, Tyler; vs. Temple (9/17)
Punts	6, Gillikin, Blake; vs. Kent State (9/3)
Punting Avg	47.0, Gillikin, Blake; vs. Kent State (9/3)
Long Punt	69, Gillikin, Blake; at Pitt (9/10)
Punts Inside 20	3, Gillikin, Blake; at Pitt (9/10)
Long Punt Return	59, Reid, John; at Pitt (9/10)
Long Kickoff Return	35, Polk, Brandon; vs. Temple (9/17)
Tackles	11, Cabinda, Jason; vs. Kent State (9/3)
Sacks	2.0, Miller, Shareef; vs. Kent State (9/3)
Tackles For Loss	3.0, Wartman-White, Nyeem; at Pitt (9/10)
Interceptions	1, Four Times Last: Reid, John; vs. Temple (9/17)

OPPONENT INDIVIDUAL

Rushes	22, Conner, James; Pitt (9/10)
Yards Rushing	117, Conner, James; Pitt (9/10)
TD Rushes	2, 2 Times Thomas, Jahad; Temple (9/17)
Long Rush	38, Henderson, Quadree; Pitt 9/10
Pass Attempts	34, Walker, Phillip; Temple (9/17)
Pass Completions	25, Walker, Phillip; Temple (9/17)
Yards Passing	286, Walker, Phillip; Temple (9/17)
TD Passes	3, Peterman, Nathan; Pitt (9/10)
Long Pass	67, Walker, Phillip; Temple (9/17)
Receptions	6, Thomas, Jahad; Temple (9/17)
Yards Receiving	67, Deloatch, Romond; Temple (9/17)
TD Receptions	1, Three Times Last: Conner, James, Orndorff, Scott and Henderson, Quadree; Pitt (9/10)
Long Reception	67, Deloatch, Romond; Temple (9/17)
Field Goals	2, 2 Times Last: Jones, Austin; Temple (9/17)
Long Field Goal	45, Jones, Austin; Temple (9/17)
Punts	6, 2 Times Starzyk, Alex; Temple (9/17)
Punting Avg	42.6, Winslow, Ryan; Pitt (9/10)
Long Punt	48, Winslow, Ryan; Pitt (9/10)
Punts Inside 20	Last: 1, 2 Times Starzyk, Alex; Temple (9/17)
Long Punt Return	3, Holley, Nick; Kent State (9/3)
Long Kickoff Return	84, Henderson, Quadree; Pitt (9/10)
Tackles	17, Holley, Nate; Kent State (9/3)
Sacks	1.0, 5 Times Last: 4 at Pitt (9/10)
Tackles For Loss	3.0, Reddick, Haason; Temple (9/17)
Interceptions	1, 2 Times Last: Randall, Delvon; Temple (9/17)

PENN STATE TEAM

PENN STATE TEAM

	Highs	Low
Rushes	38, vs. Kent State; 9/3	31, at Pitt; 9/10
Yards Rushing	145, vs. Kent State; 9/3	74, at Pitt; 9/10
Yards Per Rush	3.8, vs. Kent State; 9/3	2.4, at Pitt; 9/10
TD Rushes	4, at Pitt; 9/10	1, vs. Kent State; 9/3
Pass attempts	35, at Pitt; 9/10	24, vs. Temple; 9/17
Pass completions	24, at Pitt; 9/10	16, vs. Kent State; 9/3
Yards Passing	332, at Pitt; 9/10	209, vs. Kent State; 9/3
Yards Per Pass	13.1, vs. Kent State; 9/3	9.5, at Pitt; 9/10
TD Passes	2, vs. Kent State; 9/3	1, Two Times Last: vs. Temple; 9/17
Total Plays	69, vs. Kent State; 9/3	66, at Pitt; 9/10
Total Offense	406, at Pitt; 9/10	354, vs. Kent State; 9/3
Yards Per Play	6.6, vs. Temple; 9/17	5.1, vs. Kent State; 9/3
Points	39, at Pitt; 9/10	33, vs. Kent State; 9/3
Sacks By	7, vs. Kent State; 9/3	0, at Pitt; 9/10
First Downs	21, vs. Temple; 9/17	19, vs. Kent State; 9/3
Penalties	7, vs. Temple; 9/17	4, at Pitt; 9/10
Penalty Yards	62, vs. Temple; 9/17	35, at Pitt; 9/10
Turnovers	4, at Pitt; 9/10	1, vs. Kent State; 9/3
Interceptions By	2, vs. Kent State; 9/3	1, Two Times Last: vs. Temple; 9/17
Punts	6, vs. Kent State; 9/3	3, vs. Temple; 9/17
Punting Avg	47.0, vs. Kent State; 9/3	35.0, vs. Temple; 9/17
Long Punt	69, at Pitt; 9/10	41, vs. Temple; 9/17
Punts inside 20	3, at Pitt; 9/10	2, Two Times Last: vs. Temple; 9/17
Long Punt Return	59, at Pitt; 9/10	21, vs. Kent State; 9/3

OPPONENT TEAM

OPPONENT TEAM

	Highs	Low
Rushes	56, Pitt; 9/10	28, Temple; 9/17
Yards Rushing	341, Pitt; 9/10	38, Temple; 9/17
Yards Per Rush	6.1 Pitt; 9/10	1.4, Temple; 9/17
TD Rushes	3, Pitt; 9/10	0, Kent State; 9/3
Pass attempts	34, Temple; 9/17	15, Pitt; 9/10
Pass completions	25, Temple; 9/17	11, Pitt; 9/10
Yards Passing	286, Temple; 9/17	91, Pitt; 9/10
Yards Per Pass	9.2, Kent State; 9/3	6.1, Pitt; 9/10
TD Passes	3, Pitt; 9/10	0, Two Times Last: Temple; 9/17
Total Plays	71, Pitt; 9/10	62, Temple; 9/17
Total Offense	432, Pitt; 9/10	279, Kent State; 9/3
Yards Per Play	6.1, Pitt; 9/10	4.0, Kent State; 9/3
Points	42, Pitt; 9/10	13, Kent State; 9/3
Sacks By	4, Pitt; 9/10	0, Temple; 9/17
First Downs	19, Pitt; 9/10	13, Temple; 9/17
Penalties	13, Temple; 9/17	6, Kent State; 9/3
Penalty Yards	118, Temple; 9/17	47, Kent State; 9/3
Turnovers	3, Kent State; 9/3	1, Temple; 9/17
Interceptions By	1, Two Times Last: Temple; 9/17	0, Kent State; 9/3
Punts	6, Two Times Last: Temple; 9/17	5, Pitt; 9/10
Punting Avg	42.6, Pitt; 9/10	37.5, Temple; 9/17
Long Punt	48, Pitt; 9/10	43, Temple; 9/17
Punts inside 20	1, Two Times Last: Temple; 9/17	0, Kent State; 9/3
Long Punt Return	3, Kent State; 9/3	0, Two Times Last: Temple; 9/17



PARTICIPATION CHART

	GP/GS	KSU	at PITT	TEM	at MICH	MINN	UMD	OSU	at PUR	IOWA	at IND	at RU	MSU
Allen, Marcus	3/3	ST	ST	ST									
Allen, Mark	3/-	P	P	P									
Apke, Troy	3/-	P	P	P									
Barkley, Saquon	3/3	ST	ST	ST									
Bates, Ryan	3/3	ST	ST	ST									
Bell, Brandon	2/2	ST	ST	---									
Blacknall, S.	1/1	ST	---	---									
Bowen, Manny	3/2	P	ST	ST									
Brown, Cam	1/-	---	P	---									
Brown, Torrence	3/1	P	P	ST									
Buchholz, Ryan	3/-	P	P	P									
Cabinda, Jason	1/1	ST	---	---									
Campbell, C.	3/1	P	P	ST									
Castagna, Colin	1/-	---	---	P									
Charles, Irvin	3/-	P	P	P									
Chavis, Tyrell	3/-	P	P	P									
Cooper, Jake	3/1	P	P	ST									
Cothren, Parker	3/3	ST	ST	ST									
Davis, Desi	1/-	---	---	P									
Davis, Tyler	3/-	P	P	P									
Dowrey, Derek	3/3	ST	ST	ST									
Farmer, Koa	3/-	P	P	P									
Gaia, Brian	3/3	ST	ST	ST									
Gesicki, Mike	3/3	ST	ST	ST									
Gillikin, Blake	3/-	P	P	P									
Givens, Kevin	3/3	ST	ST	ST									
Godwin, Chris	3/3	ST	ST	ST									
Golden, Malik	3/3	ST	ST	ST									
Gonzalez, S.	3/-	P	P	P									
Gulla, Chris	3/-	P	P	P									
Haley, Grant	2/2	ST	ST	---									
Hamilton, D.	3/3	ST	ST	ST									
Holland, J.	3/-	P	P	P									
Jenkins, S.	3/-	P	P	P									
Johnson, Juwan	3/-	P	P	P									
Julius, Joey	3/-	P	P	P									
Laurent, Wendy	3/-	P	P	P									
Mahon, Brendan	3/3	ST	ST	ST									
McGovern, C.	3/-	P	P	P									
McSorley, Trace	3/3	ST	ST	ST									
Miller, Jarvis	3/-	P	P	P									
Miller, Shareef	3/-	P	P	P									
Monk, Ryan	1/-	P	---	---									
Nelson, Andrew	3/3	ST	ST	ST									
Oruwariye, A.	3/-	P	P	P									
Palmer, Paris	2/-	P	---	P									
Pancoast, Tom	3/-	P	P	P									
Polk, Brandon	3/-	P	P	P									
Reid, John	3/3	ST	ST	ST									
Robinson, Andre	3/-	P	P	P									
Sanders, Miles	3/-	P	P	P									
Schwan, Evan	2/2	ST	ST	---									
Scott, Nick	3/-	P	P	P									
Sickels, G.	3/3	ST	ST	ST									
Smith, Brandon	3/-	P	P	P									
Smith, Jordan	2/-	P	---	P									
Stevens, Tommy	1/-	P	---	---									
Taylor, Garrett	3/-	P	P	P									
Thomas, J.	1/-	P	---	---									
Thompkins, D.	3/2	P	ST	ST									
Walker, Von	3/-	P	P	P									
Wartman-White,N	3/3	ST	ST	ST									
White, Antoine	3/-	P	P	P									
Windsor, Robert	3/-	P	P	P									
Wright, Chasz	3/-	P	P	P									
Yazujian, Tyler	3/-	P	P	P									

KEY: ST - Start | P - Participated | (-) - Non-Participant | INJ - Injured



@PennStateFBall



PSUFBall

2016

PSUnrivaled.com

GoPSUsports.com

OVERALL TEAM STATISTICS

Team Statistics	PSU	OPP
SCORING	106	82
Points Per Game	35.3	27.3
Points Off Turnovers	17	35
FIRST DOWNS	60	48
Rushing	23	23
Passing	29	21
Penalty	8	4
RUSHING YARDAGE	335	529
Yards gained rushing	463	648
Yards lost rushing	128	119
Rushing Attempts	106	125
Average Per Rush	3.2	4.2
Average Per Game	111.7	176.3
TDs Rushing	8	6
PASSING YARDAGE	828	506
Comp-Att-Int	58-90-2	50-77-4
Average Per Pass	9.2	6.6
Average Per Catch	14.3	10.1
Average Per Game	276.0	168.7
TDs Passing	4	3
TOTAL OFFENSE	1163	1035
Total Plays	196	202
Average Per Play	5.9	5.1
Average Per Game	387.7	345.0
KICK RETURNS: #-Yards	13-281	4-120
PUNT RETURNS: #-Yards	14-89	3-3
INT RETURNS: #-Yards	4-52	2-17
KICK RETURN AVERAGE	21.6	30.0
PUNT RETURN AVERAGE	6.4	1.0
INT RETURN AVERAGE	13.0	8.5
FUMBLES-LOST	12-6	5-2
PENALTIES-Yards	16-152	29-244
Average Per Game	50.7	81.3
PUNTS-Yards	14-620	17-684
Average Per Punt	44.3	40.2
Net punt average	39.8	35.0
KICKOFFS-Yards	21-1328	17-967
Average Per Kick	63.2	56.9
Net kick average	38.5	35.9
TIME OF POSSESSION/Game	26:43	33:17
3RD-DOWN Conversions	9/33	12/42
3rd-Down Pct	27%	29%
4TH-DOWN Conversions	3/4	2/4
4th-Down Pct	75%	50%
SACKS BY-Yards	10-73	5-44
MISC YARDS	0	0
TOUCHDOWNS SCORED	13	10
FIELD GOALS-ATTEMPTS	5-5	4-6
ON-SIDE KICKS	0-0	0-0
RED-ZONE SCORES	(13-16) 81%	(12-13) 92%
RED-ZONE TOUCHDOWNS	(8-16) 50%	(9-13) 69%
PAT-ATTEMPTS	(11-11) 100%	(10-10) 100%
ATTENDANCE	194798	69983
Games/Avg Per Game	2/97399	1/69983
Neutral Site Games		0/0

Score by Quarters	1st	2nd	3rd	4th	OT	Total
Penn State	27	24	20	35	0	106
Opponents	24	27	14	17	0	82

OVERALL INDIVIDUAL STATISTICS

Rushing	gp-gs	att	gain	loss	net	avg	td	lg	avg/g
Barkley, Saquon	3-3	51	281	23	258	5.1	6	55	86.0
McSorley, Trace	3-3	32	107	69	38	1.2	1	17	12.7
Sanders, Miles	3-0	3	27	0	27	9.0	0	19	9.0
Robinson, Andre	3-0	8	28	2	26	3.2	1	12	8.7
Allen, Mark	3-0	7	20	1	19	2.7	0	6	6.3
Hamilton, DaeSean	3-3	1	0	12	-12	-12.0	0	0	-4.0
TEAM	2-0	4	0	21	-21	-5.2	0	0	-10.5
Total	3	106	463	128	335	3.2	8	55	111.7
Opponents	3	125	648	119	529	4.2	6	38	176.3

Passing	gp-gs	effic	comp-att-int	pct	yds	td	lg	avg/g
McSorley, Trace	3-3	151.95	58-90-2	64.4	828	4	52	276.0
Total	3	151.95	58-90-2	64.4	828	4	52	276.0
Opponents	3	122.60	50-77-4	64.9	506	3	67	168.7

Receiving	gp-gs	no.	yds	avg	td	lg	avg/g
Godwin, Chris	3-3	18	220	12.2	1	52	73.3
Hamilton, DaeSean	3-3	12	141	11.8	1	45	47.0
Gesicki, Mike	3-3	9	158	17.6	1	52	52.7
Thompkins, DeAndre	3-2	7	166	23.7	0	43	55.3
Barkley, Saquon	3-3	5	69	13.8	1	40	23.0
Blacknall, Saeed	1-1	2	24	12.0	0	21	24.0
Polk, Brandon	3-0	2	18	9.0	0	14	6.0
Allen, Mark	3-0	2	5	2.5	0	4	1.7
Johnson, Juwan	3-0	1	27	27.0	0	27	9.0
Total	3	58	828	14.3	4	52	276.0
Opponents	3	50	506	10.1	3	67	168.7

Punt Returns	no.	yds	avg	td	lg
Reid, John	13	115	8.8	0	59
Oruwariye, Amani	1	-26	-26.0	0	0
Total	14	89	6.4	0	59
Opponents	3	3	1.0	0	3

Interceptions	no.	yds	avg	td	lg
Oruwariye, Amani	1	30	30.0	1	30
Golden, Malik	1	8	8.0	0	8
Reid, John	1	14	14.0	0	14
Bell, Brandon	1	0	0.0	0	0
Total	4	52	13.0	1	30
Opponents	2	17	8.5	0	17

Kick Returns	no.	yds	avg	td	lg
Sanders, Miles	5	117	23.4	0	33
Scott, Nick	5	112	22.4	0	30
Polk, Brandon	1	35	35.0	0	35
Barkley, Saquon	1	17	17.0	0	17
Hamilton, DaeSean	1	0	0.0	0	0
Total	13	281	21.6	0	35
Opponents	4	120	30.0	0	84

Fumble Returns	no.	yds	avg	td	lg
Reid, John	1	4	4.0	0	4
Allen, Marcus	1	6	6.0	0	6
Total	2	10	5.0	0	6
Opponents	2	29	14.5	1	20

OVERALL INDIVIDUAL STATISTICS

Scoring	td	fg	PAT			dpx	saf	pts
			kick	rush	rcv			
Barkley, Saquon	7	-	-	-	-	-	-	42
Davis, Tyler	-	5-5	11-11	-	-	-	-	26
Hamilton, DaeSean	1	-	-	-	1	-	-	8
McSorley, Trace	1	-	-	0-1	-	1-1	-	6
Gesicki, Mike	1	-	-	-	-	-	-	6
Oruwariye, Amani	1	-	-	-	-	-	-	6
Godwin, Chris	1	-	-	-	-	-	-	6
Robinson, Andre	1	-	-	-	-	-	-	6
Total	13	5-5	11-11	0-1	1	1-1	-	106
Opponents	10	4-6	10-10	-	-	-	-	82

Total Offense	g	plays	rush	pass	total	avg/g
McSorley, Trace	3	122	38	828	866	288.7
Barkley, Saquon	3	51	258	0	258	86.0
Sanders, Miles	3	3	27	0	27	9.0
Robinson, Andre	3	8	26	0	26	8.7
Allen, Mark	3	7	19	0	19	6.3
Hamilton, DaeSean	3	1	-12	0	-12	-4.0
TEAM	2	4	-21	0	-21	-10.5
Total	3	196	335	828	1163	387.7
Opponents	3	202	529	506	1035	345.0

Field Goals	fg	pct.	01-19	20-29	30-39	40-49	50-99	lg	blk
Davis, Tyler	5-5	100.0	0-0	2-2	2-2	1-1	0-0	40	0

FG Sequence	Penn State	Opponents
Kent State	(29),(28)	(26),(43),54
Pitt	(38)	50
Temple	(40),(30)	(45),(34)

Numbers in (parentheses) indicate field goal was made.

Punting	no.	yds	avg	lg	tb	fc	i20	50+	blk
Gillikin, Blake	14	620	44.3	69	3	3	7	3	0
Total	14	620	44.3	69	3	3	7	3	0
Opponents	17	684	40.2	48	0	1	2	0	0

Kickoffs	no.	yds	avg	tb	ob	retn	net	ydln
Julius, Joey	21	1328	63.2	16	1			
Total	21	1328	63.2	16	1	30.0	38.5	26
Opponents	17	967	56.9	3	0	21.6	35.9	29

All Purpose	g	rush	rcv	pr	kr	ir	total	avg/g
Barkley, Saquon	3	258	69	0	17	0	344	114.7
Godwin, Chris	3	0	220	0	0	0	220	73.3
Thompkins, DeA	3	0	166	0	0	0	166	55.3
Gesicki, Mike	3	0	158	0	0	0	158	52.7
Sanders, Miles	3	27	0	0	117	0	144	48.0
Reid, John	3	0	0	115	0	14	129	43.0
Hamilton, DaeS	3	-12	141	0	0	0	129	43.0
Scott, Nick	3	0	0	0	112	0	112	37.3
Polk, Brandon	3	0	18	0	35	0	53	17.7
McSorley, Trace	3	38	0	0	0	0	38	12.7
Johnson, Juwan	3	0	27	0	0	0	27	9.0
Robinson, Andre	3	26	0	0	0	0	26	8.7
Blacknall, Saeed	1	0	24	0	0	0	24	24.0
Allen, Mark	3	19	5	0	0	0	24	8.0
Golden, Malik	3	0	0	0	0	8	8	2.7
Oruwariye, Ama	3	0	0	-26	0	30	4	1.3
TEAM	2	-21	0	0	0	0	-21	-10.5
Total	3	335	828	89	281	52	1585	528.3
Opponents	3	529	506	3	120	17	1175	391.7

OVERALL DEFENSIVE STATISTICS

#	Defensive Leaders	gp-gs	Tackles				tfl/yds	Sacks no-yds	Pass defense			Fumbles		blkd	
			ua	a	tot				int-yds	brup	qbh	rcv-yds	ff	kick	saf
2	Allen, Marcus	3-3	12	9	21	2.0-4	1-6	1	.	.
6	Golden, Malik	3-3	9	9	18	1.5-2	.	.	1-8	2
11	Bell, Brandon	2-2	8	9	17	.	.	.	1-0
5W	Wartman-White, Nyeem	3-3	8	6	14	3.5-8	0.5-4	.	.	2
29	Reid, John	3-3	7	6	13	1.0-5	0.5-3	.	1-14	.	.	1-4	.	.	.
19	Brown, Torrence	3-1	6	7	13	3.0-9	0.5-4	2	.	.
90	Sickels, Garrett	3-3	6	6	12	2.0-16	1.5-12
40	Cabinda, Jason	1-1	5	6	11
41	Cothren, Parker	3-3	2	8	10	3.0-10	1.0-4
43	Bowen, Manny	3-2	7	2	9	2.0-10	1.0-7	.	.	2	2
47	Smith, Brandon	3-0	4	4	8	0.5-1	.	.	.	1
93	White, Antoine	3-0	2	6	8	1.5-10	1.5-10	.	.	.	1
54	Windsor, Robert	3-0	2	5	7	1.0-4	0.5-4
33	Cooper, Jake	3-1	1	6	7
1	Campbell, Christian	3-1	4	3	7	1.0-4	.	.	.	1
48	Miller, Shareef	3-0	4	2	6	2.0-18	2.0-18
97	Buchholz, Ryan	3-0	3	2	5	1.5-8	1.0-7
21	Oruwariye, Amani	3-0	2	3	5	.	.	.	1-30
30	Givens, Kevin	3-3	1	4	5	1.0-2
94	Schwan, Evan	2-2	2	2	4	1.0-3
56	Chavis, Tyrell	3-0	.	3	3
4	Scott, Nick	3-0	.	2	2
28	Apke, Troy	3-0	1	1	2
31	Brown, Cam	1-0	.	1	1
5B	Bates, Ryan	3-3	1	.	1
9J	Julius, Joey	3-0	1	.	1
7	Farmer, Koa	3-0	.	1	1
9M	Miller, Jarvis	3-0	1	.	1
1S	Smith, Jordan	2-0	.	1	1	0.5-4
5	Hamilton, DaeSean	3-3	1	.	1
25	Walker, Von	3-0	1	.	1
Total		3	101	114	215	28-118	10-73	4-52	8	3	2-10	3	.	.	.
Opponents		3	122	88	210	18-91	5-44	2-17	9	4	6-29	7	.	.	.