

# **Sponsored Awards Report**

**Fiscal Year 2015**



# **Sponsored Awards Report**

Fiscal Year 2015

*Presented by:*

Vice President for Research  
and Sponsored Research Services

# Contents

## Overview of UC Sponsored Awards by Sponsor, Source and Activity

Awards – Function Type _____	2
Awards – Funding Source _____	3
Expenditures _____	5
Awards – Funding Agency _____	6
Source Group Comparison with Federal Detail _____	12
Awards by Activity Type with College Detail _____	13
Awards by Funding Source with College Detail _____	19

## UC Grant and Contract Proposals

Grant and Contract Proposals with College Detail _____	26
--	----

## UC Grant and Contract Awards by College and Department

Award Comparison by Department _____	31
Awards by NIH with College Detail _____	47
Awards by Funding Agency – Arts & Sciences _____	52
Awards by Funding Agency – Education, Criminal Justice & Human Svs ____	54
Awards by Funding Agency – Engineering & Applied Sciences _____	56
Awards by Funding Agency – Medicine _____	59

## NSF Rankings (FY 2014 most recent data available)

- ♦ Rank among Public Institutions in **Federally Financed** R&D Expenditures

2014	2013	2012	2011
28	28	29	26

- ♦ Rank among all Institutions in **Federally Financed** R&D Expenditures

2014	2013	2012	2011
33	30	30	27

- ♦ Rank among Public Institutions in all R&D Expenditures

2014	2013	2012	2011
50	46	46	42

- ♦ Rank among all Institutions in R&D Expenditures

2014	2013	2012	2011
51	51	52	47

- ♦ Health and Human Services Financed Higher Education R&D Expenditures

2014	2013	2012	2011
30	31	29	29

# Total Awarded Amount to UC and Affiliates

Year	UC plus Affiliates Funding	UC Funding
2005	332,298,402	210,816,314
2006	332,655,266	197,830,254
2007	333,502,261	204,892,792
2008	353,029,246	214,635,140
2009	377,865,075	238,375,939
2010	443,034,127	284,820,135
2011	418,282,277	251,228,315
2012	404,699,921	226,252,821
2013	361,892,258	185,263,353
2014	390,136,765	181,148,894
2015	396,812,015	182,868,461

UC Research Institute (UCRI)		
Unit	FY15	FY14
Arts & Sciences	\$1,231,547	\$84,057
CEAS	\$2,682,878	\$2,311,002
CECH	\$4,302,891	\$1,727,246
COB	\$205,290	\$116,094
DAAP	\$90,500	\$19,000
Medicine	\$39,508	\$0
Nursing	\$3,200	\$0
Pharmacy	\$220,589	\$0
UCRI Additive Manufacturing Center	\$4,600	\$0
<b>Total</b>	<b>\$8,781,004</b>	<b>\$4,257,399</b>

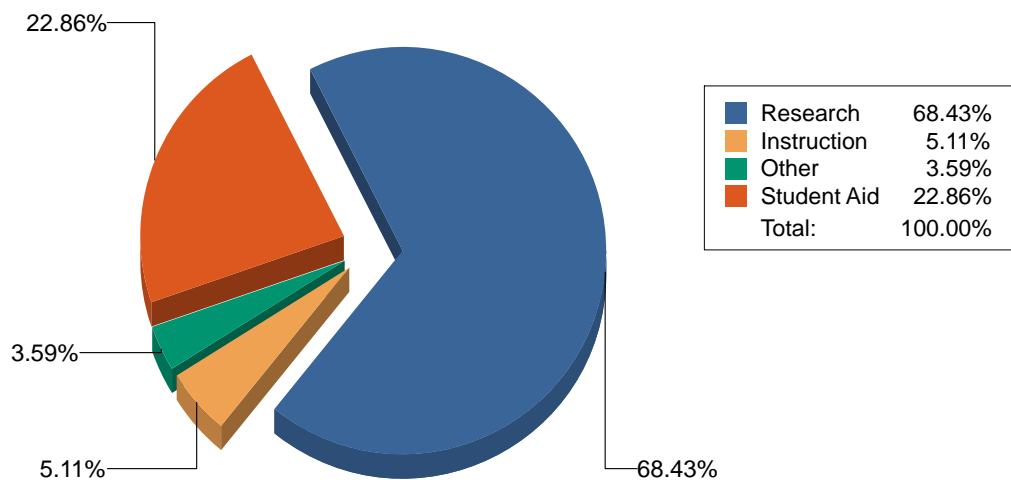
FY 2015 Funding by Unit	
Academic Planning	\$858,856
Allied Health Sciences	\$1,384,857
Arts & Sciences	\$12,232,104
Business	\$51,009
College Conservatory of Music	\$28,124
Design, Architecture, Art, and Planning	\$21,980
Education, Criminal Justice, and Human Services	\$11,809,681
Engineering and Applied Science	\$17,989,733
Hoxworth Blood Center	\$2,554,354
Medicine	\$87,063,293
Nursing	\$1,281,513
Office of Research	\$1,012,000
Office of the President	\$28,619
Pharmacy	\$3,217,747
Sr. Vice President & Provost for Bacc & Grad Education	\$290,559
UC Clermont	\$605,990
Vice President & CIO for Information Technology	\$304,845
Vice President for Student Affairs	\$42,133,197
<b>Total</b>	<b>\$182,868,461</b>

## GRANT AND CONTRACT AWARDS - BY FUNCTION

Function	Amount FY '15	% Change	Amount FY '14	% Change	Amount FY '13
Research	125,135,522	3.71	120,655,383	-0.69	121,496,557
Instruction	9,352,431	-21.08	11,850,176	-9.18	13,048,493
* Other	6,567,674	-4.21	6,856,449	-20.11	8,582,407
Student Aid	41,812,834	0.06	41,786,887	-0.83	42,135,896
<b>TOTALS</b>	<b>182,868,461</b>	<b>0.95</b>	<b>181,148,894</b>	<b>-2.22</b>	<b>185,263,353</b>

\* Note: Function "Other" in previous reports was called "Public Service"

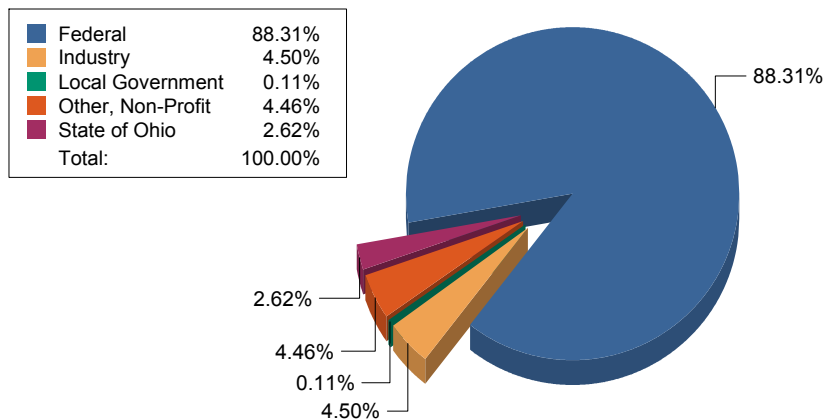
### Campus Totals by Function FY '15



## GRANT AND CONTRACT AWARDS - BY SOURCE

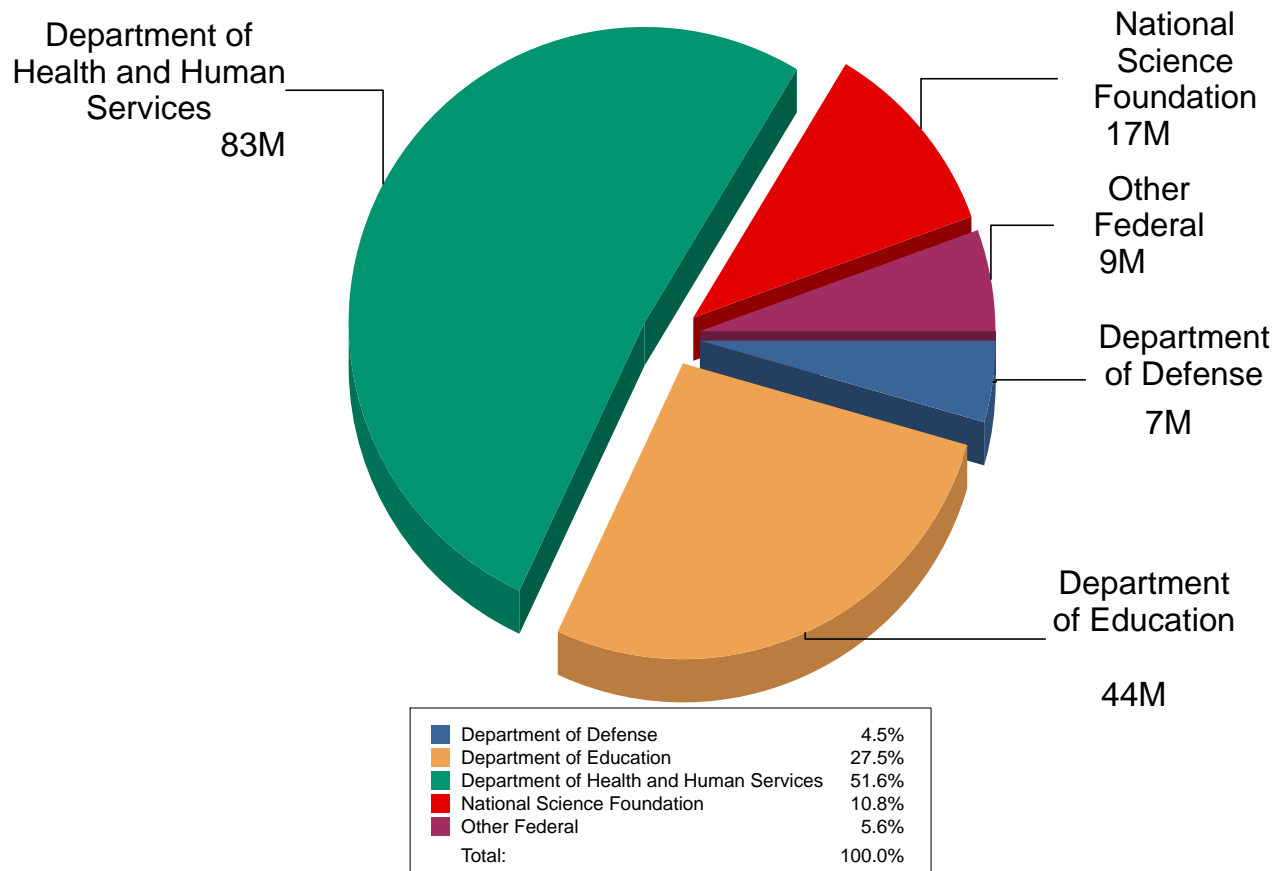
Source	Amount FY '15	% Change	Amount FY '14	% Change	Amount FY '13
Federal	161,495,054	2.97	156,836,055	2.05	153,690,330
Industry	8,230,473	-17.92	10,027,439	-26.66	13,672,502
Local Government	205,484	-68.83	659,215	36.34	483,517
Other, Non-Profit	8,154,024	4.60	7,795,241	-2.40	7,986,654
State of Ohio	4,783,426	-17.96	5,830,945	-38.17	9,430,350
<b>College Totals:</b>	<b>182,868,461</b>	<b>0.95</b>	<b>181,148,894</b>	<b>-2.22</b>	<b>185,263,353</b>

### Campus Totals by Source FY '15

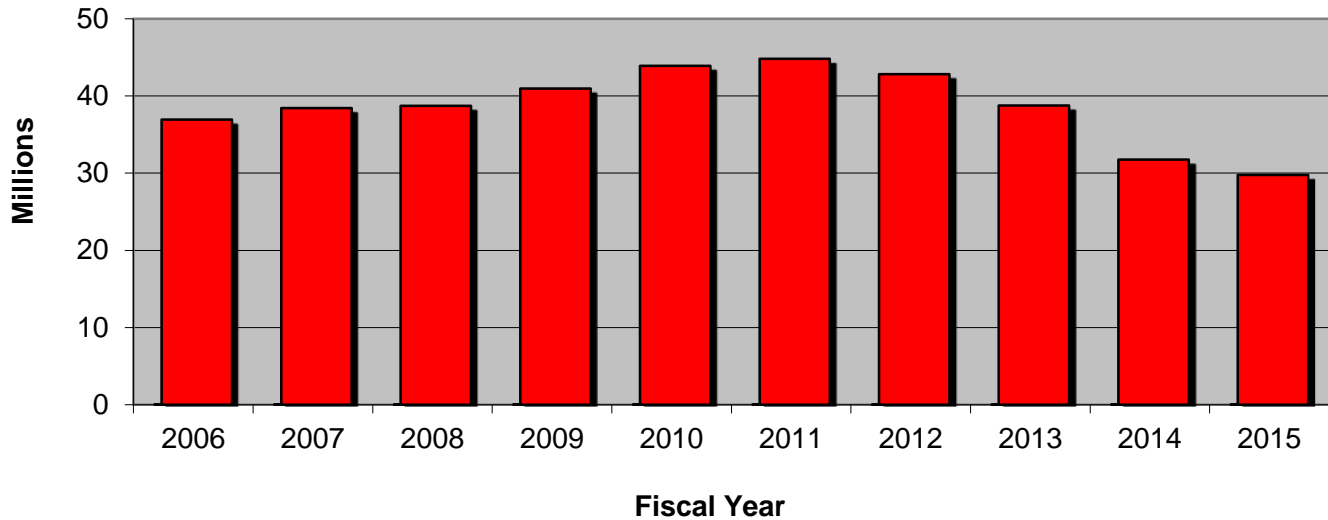




## Federal Grants and Contracts FY '15



## Facility & Administrative Costs Revenue for UC



## UC Sponsored Expenditures FY2014 – 2015

Direct plus Facilities and Administrative Costs (F&A)

	FY 2015			FY 2014		
	Direct	Indirect	Total	Direct	Indirect	Total
Bacc & Grad Units	37,618,998	7,157,308	44,776,306	39,387,162	8,151,021	47,538,183
Branch Campuses	14,930,162	64,517	14,994,679	15,742,817	66,830	15,809,647
Health Sciences Units	71,859,157	22,501,789	94,360,946	78,905,835	23,513,645	102,419,479
Non-Academic Units	<u>32,163,592</u>	<u>29,948</u>	<u>32,193,540</u>	<u>31,083,185</u>	<u>(1,675)</u>	<u>31,081,510</u>
Total	<u>156,571,910</u>	<u>29,753,561</u>	<u>186,325,471</u>	<u>165,118,999</u>	<u>31,729,821</u>	<u>196,848,820</u>

## GRANT AND CONTRACT AWARD COMPARISON BY AGENCY

	Count	Dollars
<b>FEDERAL</b>	<b>573</b>	<b>161,495,054</b>
<b>Department of Defense</b>	<b>48</b>	<b>7,195,600</b>
Department of Defense - Miscellaneous	11	1,438,392
Department of the Air Force	21	2,895,215
Department of the Army	11	2,628,064
Department of the Navy	5	233,929
<b>Department of Education</b>	<b>26</b>	<b>44,440,851</b>
Department of Education	26	44,440,851
<b>Department of Health and Human Services</b>	<b>358</b>	<b>83,306,405</b>
Department of Health and Human Services - Other	57	9,057,461
Administration for Children and Families	3	297,970
Agency for Healthcare Research and Quality	6	492,863
Centers for Disease Control and Prevention	9	876,698
Centers for Medicare & Medicaid Services	1	883,127
Department of Health and Human Services	10	1,872,540
Food and Drug Administration	1	249,995
Health Resources and Services Administration	12	1,484,706
Maternal and Child Health Bureau	1	11,000
National Institute for Occupational Safety and Health	10	2,500,849
Substance Abuse & Mental Health Services Administration	4	387,714
National Institutes of Health	301	74,248,943
National Cancer Institute	34	5,988,098
National Center for Advancing Translational Sciences	3	146,380
National Eye Institute	6	2,595,785
National Heart, Lung and Blood Institute	58	9,706,402
National Human Genome Research Institute	1	6,235
National Inst of Diabetes and Digestive and Kidney Disease	32	7,873,168
National Institute of Allergy and Infectious Diseases	35	7,547,226
National Institute of Arthritis, Musculoskeletal and Skin Disease	8	746,254
National Institute of Biomedical Imaging and Bioengineering	1	194,987
National Institute of Child Health and Human Development	7	835,577
National Institute of Dental and Craniofacial Research	2	442,066
National Institute of Environmental Health Sciences	29	9,217,986
National Institute of General Medical Sciences	16	2,988,027
National Institute of Mental Health	9	2,594,640
National Institute of Neurological Disorders and Stroke	34	15,865,408
National Institute of Nursing Research	2	175,539
National Institute on Aging	3	78,145
National Institute on Deafness and Other Communication Disor	5	700,481
National Institute on Drug Abuse	11	5,540,240
National Istitute on Minority Health and Health Disparities	3	32,000
Office of the Director, National Institutes of Health	2	974,300
<b>Department of Justice</b>	<b>7</b>	<b>2,068,135</b>
Bureau of Justice Assistance	2	993,590

	Count	Dollars
Department of Justice	2	913,545
National Institute of Justice	1	32,000
Office of Juvenile Justice and Delinquency Prevention	2	129,000
<b>Other Federal</b>	<b>134</b>	<b>24,484,063</b>
Department of Energy	7	1,468,786
Environmental Protection Agency	9	1,859,343
Miscellaneous Federal	42	3,291,161
Corporation for National and Community Service	1	32,000
Department of Agriculture	1	50,000
Department of Commerce	1	179,968
Department of Homeland Security	1	99,446
Department of Housing and Urban Development	1	688,261
Department of State	2	314,430
Department of Transportation	2	425,009
Department of Veterans Affairs	27	1,191,088
Institute of Museum and Library Services	1	22,499
National Endowment for the Humanities	1	3,500
National Institute of Standards and Technology	1	253,961
National Oceanic and Atmospheric Administration	2	21,999
U.S. Geological Survey	1	9,000
National Aeronautics and Space Administration	8	406,872
National Science Foundation	68	17,457,902

<b>HIGHER EDUCATION</b>	<b>7</b>	<b>262,000</b>
-------------------------	----------	----------------

<b>Higher Education</b>	<b>5</b>	<b>205,000</b>
University of California, Irvine	5	205,000
<b>Higher Education - Foreign</b>	<b>2</b>	<b>57,000</b>
Huazhong University of Science & Technology	1	12,000
Korea Aerospace University	1	45,000

<b>INDUSTRY</b>	<b>87</b>	<b>8,230,473</b>
-----------------	-----------	------------------

<b>Industry</b>	<b>68</b>	<b>6,536,618</b>
Academic Partnerships, LLC	1	4,950
Amp Electric Vehicles	1	12,000
ArvinMeritor	1	10,000
AstraZeneca Pharmaceuticals LP	1	183,290
Baxter Healthcare Corporation	1	49,554
Bridgestone Corporation	1	137,028
Calibrium	1	452,250
Caterpillar, Inc.	2	20,000
Cerus Corporation	5	498,542
Chevron U.S.A	1	40,000
Corcept Therapeutics	1	30,000
Dana Holding Corporation	1	2,500
EIC Laboratories, Inc.	2	75,000
Eli Lilly and Company	2	77,368
Ethicon Endo Surgery, Incorporated	2	61,510
Fisher Controls International, LLC	1	40,000
Ford Motor Company	1	10,000
General Electric Aviation	12	931,000

	Count	Dollars
General Electric Energy	1	50,000
General Motors Corporation	1	10,000
Gilead Sciences, Inc.	1	1,316
Goodyear Tire and Rubber Company	1	29,600
Halliburton Energy Services, Inc.	2	94,000
Hexcel Corporation	1	36,000
Lam Research Corporation	1	40,000
Leidos Biomedical Research, Inc.	1	5,400
Magna Seating of America, Inc.	1	12,000
Mammotome, A Devicor Medical Company	1	20,000
MedImmune	1	151,595
Miller Transfer & Rigging Company	1	992
Other Industry	1	168,431
Procter & Gamble Company	12	2,680,944
Romax Technology Inc	1	2,500
Scientific Therapeutics Information, Inc.	1	1,000
Sucampo Pharmaceuticals, Inc	1	473,374
TissueTech, Inc.	1	84,474
Woodward Inc.	1	40,000
<b>Industry - Foreign</b>	<b>19</b>	<b>1,693,855</b>
ALSTOM Transport	1	40,000
Arch Biopartners	1	20,000
Baoshan Iron and Steel Co., LTD	1	40,000
CSSC Electronics Technology Co., Ltd.	1	40,000
CSSC Electronics Technology Company Ltd.	3	417,001
Clinuvel Singapore Pte Ltd	1	80,000
F. Hoffmann-La Roche Ltd	1	23,999
Forsvarets Materielverk	1	840,000
HIWIN Technologies Corp.	1	40,000
Hitachi, Ltd.	1	12,000
Hyundai Motor Company	1	9,980
Lead Discovery Center GmbH	1	42,875
Omron Corporation	1	40,000
Precision Machinery R&D Center	1	12,000
ServTech Corporation	1	12,000
Shanghai Electric Group Company Limited	1	12,000
Suzhou Dongling Vibration Test Instrument Co., Ltd	1	12,000
<b>LOCAL GOVERNMENT</b>	<b>4</b>	<b>205,484</b>
	<b>4</b>	<b>205,484</b>
Cincinnati, City of	1	105,267
Clermont County Mental Health and Recovery Board	1	4,000
Greater Cincinnati Water Works	1	46,218
Metropolitan Sewer District of Greater Cincinnati	1	49,999
<b>NON PROFIT</b>	<b>82</b>	<b>7,358,550</b>
<b>Non Profit</b>	<b>80</b>	<b>7,308,693</b>
ABMRF/The Foundation for Alcohol Research	1	10,000
Acoustical Society of America	1	50,000
American Academy of Child and Adolescent Psychiatry	1	30,000
American Cancer Society - National Chapter	1	5,000
American Chemical Society - National Chapter	1	56,392
American Heart Association - Great Rivers Affiliate	1	77,000

	Count	Dollars
American Psychological Association	2	21,000
American Society for Pharmacology and Experimental Therapeutics	1	9,000
American Society of Heating, Refrigerating and Air-Condition	1	10,000
American Speech Language and Hearing Association	1	25,210
Anesthesia Research Foundation, Inc.	1	12,500
Arnold P. Gold Foundation	1	1,197
Baltimore Research and Education Foundation, Inc.	1	457,556
Bill & Melinda Gates Foundation	1	439,282
Brandon C. Gromada Head and Neck Cancer Foundation	2	35,000
Burroughs Wellcome Fund	2	1,300,000
Cascade Hemophilia Consortium	1	71,614
Chester County Community Foundation	1	25,000
Children's Home of Cincinnati	2	44,000
Cincinnati Children's Hospital Medical Center	3	105,899
Cincinnati Sight Restoration Foundation	1	22,150
Cincinnati Union Bethel	1	47,040
Covenant Foundation	1	14,000
Cystic Fibrosis Foundation	1	27,247
DAISY Foundation	1	5,000
Electric Power Research Institute	1	20,000
Food Allergy Research & Education, Inc.	1	734,986
Foundation for Sarcoidosis Research	1	30,000
Foundation for a Healthy Kentucky	1	48,750
Freeman Foundation	1	200,000
HealthPath Foundation of Ohio, The	3	162,500
Hemophilia Foundation of Michigan	1	99,161
Interact For Health	3	153,470
Jack, Joseph and Morton Mandel Foundation	1	40,000
Kettering Foundation	1	61,564
Live Well Collaborative, Inc.	1	21,980
Local Initiative for Excellence (L.I.F.E.)	1	50,000
March of Dimes	2	33,455
Melanoma Research Alliance	1	20,000
Michael J. Fox Foundation for Parkinson's Research	1	75,000
National Academy of Sciences	1	40,249
National Association of Chain Drug Stores	1	171,245
National Geographic Society	2	22,676
National Student Nurses' Association	1	2,500
Ohio Academy of Family Physicians Foundation	1	5,400
Ohio Lions Eye Research Foundation	2	25,000
Ohio Solid Organ Transplantation Consortium	1	3,500
Ohio Space Grant Consortium	1	10,500
Produce for Better Health Foundation	1	1,214
Research to Prevent Blindness, Inc.	2	230,000
Robert Wood Johnson Foundation	4	252,400
Shriners Hospitals for Children - Cincinnati	2	662,692
Skin Cancer Foundation	1	25,000
Society for Academic Emergency Medicine	1	100,000
Society of Exploration Geophysicists - SEG Foundation	1	6,000
Spencer Foundation	1	35,176
Susan G. Komen Breast Cancer Foundation	1	450,000
Terumo BCT, Inc.	2	380,188
United Way of Greater Cincinnati	2	158,000
Water Environment Research Foundation	1	75,000
<b>Non Profit - Foreign</b>	<b>2</b>	<b>49,857</b>

	<b>Count</b>	<b>Dollars</b>
Japan Foundation	1	37,857
Tekniker Research Alliance	1	12,000

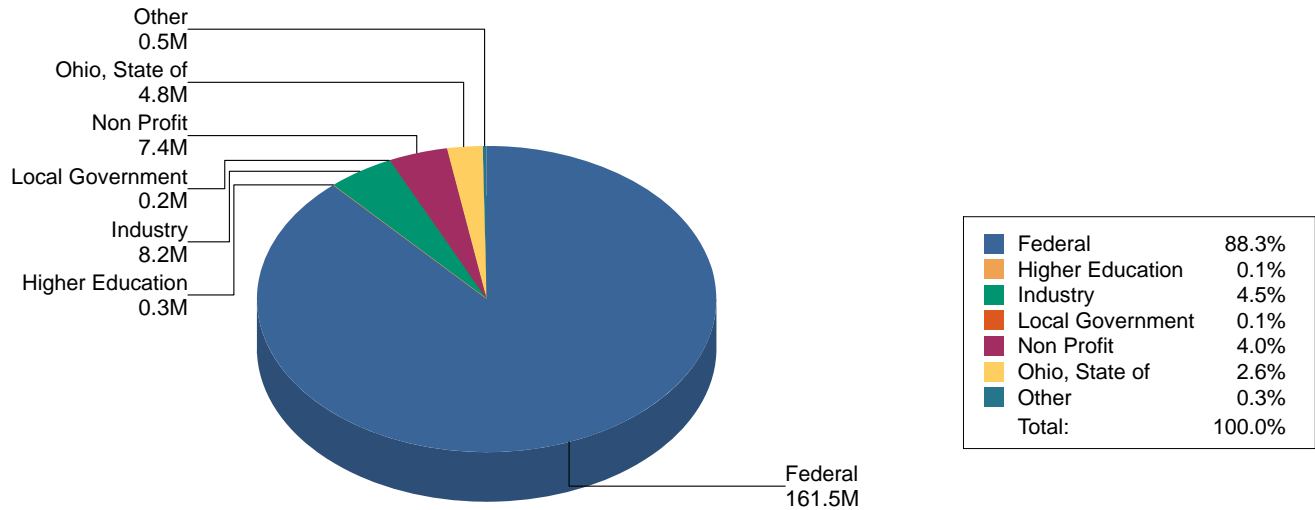
<b>STATE OF OHIO</b>	<b>29</b>	<b>4,783,426</b>
----------------------	-----------	------------------

	<b>29</b>	<b>4,783,426</b>
Ohio Board of Regents	7	883,973
Ohio Bureau of Workers Compensation	1	249,999
Ohio Coal Development Office	4	640,000
Ohio Department of Administrative Services	2	32,717
Ohio Department of Education	1	189,000
Ohio Department of Health	1	35,800
Ohio Department of Jobs and Family Services	2	766,400
Ohio Department of Mental Health	1	40,000
Ohio Department of Public Safety	1	28,727
Ohio Department of Rehabilitation and Correction	1	24,028
Ohio Department of Transportation	3	347,766
Ohio Department of Youth Services	2	469,744
Ohio Development Services Agency	2	1,042,429
Ohio Water Development Authority	1	32,844

<b>OTHER</b>	<b>7</b>	<b>533,474</b>
--------------	----------	----------------

<b>Other</b>	<b>1</b>	<b>83,474</b>
Multiple Sponsors	1	83,474
<b>Other - Foreign</b>	<b>3</b>	<b>33,000</b>
Advanced Industrial Technology Research Institute	1	12,000
Embassy of the Arab Republic of Egypt	2	21,000
<b>Other - State</b>	<b>3</b>	<b>417,000</b>
California Department of Corrections and Rehabilitation	1	70,000
Wisconsin Department of Corrections	2	347,000

## Campus Totals by Sponsor FY '15



**GRAND TOTAL**

**789**

**182,868,461**



# SOURCE GROUP COMPARISON AWARDS

## WITH FEDERAL DETAIL

	FY '15 Awards		FY '14 Awards	
Source Group	\$	#	\$	#
<b><u>Federal Agencies</u></b>				
Department of Defense - Miscellaneous	1,438,392	11	2,538,739	9
Department of Education	44,440,851	26	48,079,771	31
Department of Energy	1,468,786	7	1,416,776	12
Department of Health and Human Services	83,306,405	358	85,471,020	368
Department of Justice	2,068,135	7	2,204,036	22
Department of the Air Force	2,895,215	21	1,951,634	20
Department of the Army	2,628,064	11	1,673,043	7
Department of the Navy	233,929	5	116,000	1
Environmental Protection Agency	1,859,343	9	1,182,225	17
Miscellaneous Federal	3,291,161	42	3,153,626	54
National Aeronautics and Space Administration	406,872	8	550,091	10
National Science Foundation	17,457,902	68	8,499,094	59
<b><u>Higher Education</u></b>				
Higher Education	262,000	7	245,132	6
<b><u>Industry</u></b>				
Industry	8,230,473	87	10,027,439	89
<b><u>Local Government</u></b>				
Local Government	205,484	4	659,215	11
<b><u>Ohio, State of</u></b>				
Ohio, State of	4,783,426	29	5,830,945	37
<b><u>Other, Non Profit</u></b>				
Other, Non Profit	7,892,024	89	7,550,109	135
<b>TOTALS</b>	<b>182,868,461</b>	<b>789</b>	<b>181,148,894</b>	<b>888</b>

## GRANT AND CONTRACT AWARD COMPARISON BY ACTIVITY

	Amount FY '15	%Change	Amount FY '14	% Change	Amount FY '13
<b>Academic Planning</b>	<b>858,856</b>	<b>-57.74</b>	<b>2,032,331</b>	<b>-19.69</b>	<b>2,530,665</b>
Research	371,364	-67.79	1,152,980	89.54	608,292
Instruction	287,492	-63.11	779,351	-57.23	1,822,373
Other	200,000	100.00	100,000	0.00	100,000
<b>Allied Health Sciences, College of</b>	<b>1,384,857</b>	<b>5.48</b>	<b>1,312,900</b>	<b>20.99</b>	<b>1,085,167</b>
Research	764,143	-22.29	983,278	-9.39	1,085,167
Instruction	413,434	136.30	174,962	NA	0
Other	207,280	34.02	154,660	NA	0
<b>Arts &amp; Sciences, College of</b>	<b>12,232,104</b>	<b>42.40</b>	<b>8,590,147</b>	<b>-12.27</b>	<b>9,791,191</b>
Research	11,576,467	39.34	8,307,909	-12.15	9,457,142
Instruction	102,680	-62.28	272,238	-16.94	327,760
Other	552,957	5,429.57	10,000	59.01	6,289
<b>Business, College of</b>	<b>51,009</b>	<b>-53.79</b>	<b>110,392</b>	<b>-39.52</b>	<b>182,541</b>
Research	51,009	12.13	45,492	-13.51	52,598
Instruction	0	-100.00	64,900	90.69	34,034
Other	0	NA	0	-100.00	95,909
<b>* Clermont College</b>	<b>0</b>	<b>NA</b>	<b>0</b>	<b>-100.00</b>	<b>1,371,033</b>
Research	0	NA	0	-100.00	8,800
Instruction	0	NA	0	-100.00	250,000
Other	0	NA	0	-100.00	1,112,233
<b>College Conservatory of Music</b>	<b>28,124</b>	<b>0.61</b>	<b>27,953</b>	<b>201.60</b>	<b>9,268</b>
Research	28,124	NA	0	-100.00	1,126
Instruction	0	-100.00	27,953	243.30	8,143
<b>Design, Architecture, Art &amp; Planning</b>	<b>21,980</b>	<b>-94.26</b>	<b>383,016</b>	<b>35.36</b>	<b>282,957</b>
Research	21,980	-85.72	153,956	-21.53	196,190
Instruction	0	-100.00	187,453	1,774.53	10,000
Other	0	-100.00	41,607	-45.80	76,767

	Amount FY '15	%Change	Amount FY '14	% Change	Amount FY '13
<b>Education, Criminal Justice and Human Services, College of</b>	<b>11,809,681</b>	<b>13.32</b>	<b>10,421,797</b>	<b>-12.70</b>	<b>11,938,205</b>
Research	5,740,547	142.82	2,364,075	97.98	1,194,099
Instruction	3,190,916	-35.64	4,958,117	-11.21	5,584,333
Other	2,878,217	-7.14	3,099,605	-39.93	5,159,773
<b>Engineering &amp; Applied Science, College of</b>	<b>17,989,733</b>	<b>4.28</b>	<b>17,252,190</b>	<b>-1.77</b>	<b>17,563,728</b>
Research	16,332,151	0.57	16,239,817	-4.28	16,965,133
Instruction	1,607,608	58.80	1,012,374	130.82	438,595
Other	49,974	NA	0	-100.00	160,000
<b>Enrollment Management</b>	<b>41,874,398</b>	<b>0.00</b>	<b>41,873,928</b>	<b>-4.68</b>	<b>43,931,805</b>
Research	61,564	48.12	41,563	-49.04	81,563
Instruction	0	-100.00	26,339	-98.45	1,704,646
Other	0	-100.00	19,139	97.31	9,700
Student Aid	41,812,834	0.06	41,786,887	-0.83	42,135,896
<b>Graduate School</b>	<b>223,500</b>	<b>347.00</b>	<b>50,000</b>	<b>-77.42</b>	<b>221,450</b>
Research	223,500	347.00	50,000	-77.42	221,450
<b>Hoxworth Blood Center</b>	<b>2,554,354</b>	<b>202.18</b>	<b>845,307</b>	<b>6.51</b>	<b>793,678</b>
Research	2,554,354	202.18	845,307	6.91	790,678
Other	0	NA	0	-100.00	3,000
<b>International</b>	<b>15,000</b>	<b>NA</b>	<b>0</b>	<b>NA</b>	<b>0</b>
Other	15,000	NA	0	NA	0
<b>Medicine, College of</b>	<b>87,063,293</b>	<b>-3.57</b>	<b>90,284,581</b>	<b>0.98</b>	<b>89,410,018</b>
Research	82,733,099	-3.61	85,831,035	0.42	85,471,991
Instruction	3,032,999	15.57	2,624,494	4.53	2,510,860
Other	1,297,194	-29.08	1,829,052	28.16	1,427,167
<b>Nursing, College of</b>	<b>1,281,513</b>	<b>-48.51</b>	<b>2,489,008</b>	<b>238.32</b>	<b>735,706</b>
Research	383,011	95.51	195,906	-63.96	543,556
Instruction	706,502	-58.51	1,702,695	1,901.99	85,050
Other	192,000	-67.48	590,408	451.27	107,100

	Amount FY '15	%Change	Amount FY '14	% Change	Amount FY '13
<b>** Office of Research</b>	<b>1,012,000</b>	<b>-55.77</b>	<b>2,288,193</b>	<b>-28.66</b>	<b>3,207,524</b>
Research	1,012,000	-55.77	2,288,193	-28.66	3,207,524
<b>Office of the President</b>	<b>28,619</b>	<b>25.78</b>	<b>22,754</b>	<b>-94.23</b>	<b>394,344</b>
Research	28,619	25.78	22,754	-94.23	394,344
<b>Pharmacy, College of</b>	<b>3,217,747</b>	<b>59.56</b>	<b>2,016,616</b>	<b>75.14</b>	<b>1,151,405</b>
Research	3,186,530	58.59	2,009,226	74.88	1,148,905
Other	31,217	322.42	7,390	195.60	2,500
<b>Sr VP Administration &amp; Finance</b>	<b>0</b>	<b>NA</b>	<b>0</b>	<b>-100.00</b>	<b>15,000</b>
Other	0	NA	0	-100.00	15,000
<b>Sr VP Provost Bacc &amp; Grad Edu</b>	<b>52,059</b>	<b>NA</b>	<b>0</b>	<b>NA</b>	<b>0</b>
Research	52,059	NA	0	NA	0
<b>* UC Clermont</b>	<b>605,990</b>	<b>-28.45</b>	<b>846,990</b>	<b>NA</b>	<b>0</b>
Research	0	-100.00	52,119	NA	0
Instruction	10,800	-44.04	19,300	NA	0
Other	595,190	-23.26	775,571	NA	0
<b>Undergraduate Affairs</b>	<b>0</b>	<b>-100.00</b>	<b>16,681</b>	<b>-89.42</b>	<b>157,700</b>
Research	0	-100.00	16,681	NA	0
Instruction	0	NA	0	-100.00	157,700
<b>University of Cincinnati Library</b>	<b>0</b>	<b>-100.00</b>	<b>10,000</b>	<b>-91.91</b>	<b>123,669</b>
Research	0	NA	0	-100.00	58,000
Other	0	-100.00	10,000	-84.77	65,669
<b>VP &amp; CIO for Information Technology</b>	<b>304,845</b>	<b>453.33</b>	<b>55,093</b>	<b>NA</b>	<b>0</b>
Research	5,000	-90.92	55,093	NA	0
Other	299,845	NA	0	NA	0
<b>VP for Health Affairs</b>	<b>0</b>	<b>NA</b>	<b>0</b>	<b>-100.00</b>	<b>12,500</b>
Other	0	NA	0	-100.00	12,500

	Amount FY '15	%Change	Amount FY '14	% Change	Amount FY '13
<b>VP for Student Affairs &amp; Services</b>	<b>258,800</b>	<b>18.16</b>	<b>219,017</b>	<b>-38.10</b>	<b>353,800</b>
Research	10,000	NA	0	-100.00	10,000
Instruction	0	NA	0	-100.00	115,000
Other	248,800	13.60	219,017	-4.28	228,800
<b>GRAND TOTAL:</b>	<b>182,868,461</b>	<b>0.95</b>	<b>181,148,894</b>	<b>-2.22</b>	<b>185,263,353</b>

\* Clermont College name changed to UC Clermont

\*\* Pass-through awards to Children's Hospital Medical Center moved to College of Medicine in FY 15

## GRANT AND CONTRACT AWARDS BY ACTIVITY SUMMARY

	Amount FY '15	Amount FY '14	Amount FY '13
<b>Research</b>	<b>125,135,522</b>	<b>120,655,383</b>	<b>121,496,557</b>
Academic Planning	371,364	1,152,980	608,292
Allied Health Sciences, College of	764,143	983,278	1,085,167
Arts & Sciences, College of	11,576,467	8,307,909	9,457,142
Business, College of	51,009	45,492	52,598
* Clermont College	0	0	8,800
College Conservatory of Music	28,124	0	1,126
Design, Architecture, Art & Planning	21,980	153,956	196,190
Education, Criminal Justice and Human Services, College of	5,740,547	2,364,075	1,194,099
Engineering & Applied Science, College of	16,332,151	16,239,817	16,965,133
Enrollment Management	61,564	41,563	81,563
Graduate School	223,500	50,000	221,450
Hoxworth Blood Center	2,554,354	845,307	790,678
Medicine, College of	82,733,099	85,831,035	85,471,991
Nursing, College of	383,011	195,906	543,556
** Office of Research	1,012,000	2,288,193	3,207,524
Office of the President	28,619	22,754	394,344
Pharmacy, College of	3,186,530	2,009,226	1,148,905
Sr VP Provost Bacc & Grad Edu	52,059	0	0
* UC Clermont	0	52,119	0
Undergraduate Affairs	0	16,681	0
University of Cincinnati Library	0	0	58,000
VP & CIO for Information Technology	5,000	55,093	0
VP for Student Affairs & Services	10,000	0	10,000
<b>Instruction</b>	<b>9,352,431</b>	<b>11,850,176</b>	<b>13,048,493</b>
Academic Planning	287,492	779,351	1,822,373
Allied Health Sciences, College of	413,434	174,962	0
Arts & Sciences, College of	102,680	272,238	327,760
Business, College of	0	64,900	34,034
* Clermont College	0	0	250,000
College Conservatory of Music	0	27,953	8,143
Design, Architecture, Art & Planning	0	187,453	10,000
Education, Criminal Justice and Human Services, College of	3,190,916	4,958,117	5,584,333
Engineering & Applied Science, College of	1,607,608	1,012,374	438,595

	Amount FY '15	Amount FY '14	Amount FY '13
Enrollment Management	0	26,339	1,704,646
Medicine, College of	3,032,999	2,624,494	2,510,860
Nursing, College of	706,502	1,702,695	85,050
* UC Clermont	10,800	19,300	0
Undergraduate Affairs	0	0	157,700
VP for Student Affairs & Services	0	0	115,000

<b>Other</b>	<b>6,567,674</b>	<b>6,856,449</b>	<b>8,582,407</b>
--------------	------------------	------------------	------------------

Academic Planning	200,000	100,000	100,000
Allied Health Sciences, College of	207,280	154,660	0
Arts & Sciences, College of	552,957	10,000	6,289
Business, College of	0	0	95,909
* Clermont College	0	0	1,112,233
Design, Architecture, Art & Planning	0	41,607	76,767
Education, Criminal Justice and Human Services, College of	2,878,217	3,099,605	5,159,773
Engineering & Applied Science, College of	49,974	0	160,000
Enrollment Management	0	19,139	9,700
Hoxworth Blood Center	0	0	3,000
International	15,000	0	0
Medicine, College of	1,297,194	1,829,052	1,427,167
Nursing, College of	192,000	590,408	107,100
Pharmacy, College of	31,217	7,390	2,500
Sr VP Administration & Finance	0	0	15,000
* UC Clermont	595,190	775,571	0
University of Cincinnati Library	0	10,000	65,669
VP & CIO for Information Technology	299,845	0	0
VP for Health Affairs	0	0	12,500
VP for Student Affairs & Services	248,800	219,017	228,800

<b>Student Aid</b>	<b>41,812,834</b>	<b>41,786,887</b>	<b>42,135,896</b>
--------------------	-------------------	-------------------	-------------------

Enrollment Management	41,812,834	41,786,887	42,135,896
-----------------------	------------	------------	------------

<b>GRAND TOTAL:</b>	<b>182,868,461</b>	<b>181,148,894</b>	<b>185,263,353</b>
---------------------	--------------------	--------------------	--------------------

\* Clermont College name changed to UC Clermont

\*\* Pass-through awards to Children's Hospital Medical Center moved to College of Medicine in FY 15

## GRANT AND CONTRACT AWARDS BY SOURCE

	Amount FY '15	% Change	Amount FY '14	% Change	Amount FY '13
<b>Academic Planning</b>	<b>858,856</b>	-57.74	<b>2,032,331</b>	-19.69	<b>2,530,665</b>
Federal	123,864	23.29	100,467	-61.11	258,322
Industry	0	-100.00	3,300	-86.80	25,000
Local Government	0	-100.00	118,250	0.77	117,350
Other, Non-Profit	447,500	-56.59	1,030,963	238.22	304,820
State of Ohio	287,492	-63.11	779,351	-57.30	1,825,173
<b>Allied Health Sciences, College of</b>	<b>1,384,857</b>	5.48	<b>1,312,900</b>	20.99	<b>1,085,167</b>
Federal	1,005,877	110.13	478,684	-53.08	1,020,169
Industry	0	-100.00	502,094	NA	0
Other, Non-Profit	100,254	-50.15	201,122	209.43	64,998
State of Ohio	278,726	112.77	131,000	NA	0
<b>Arts &amp; Sciences, College of</b>	<b>12,232,104</b>	42.40	<b>8,590,147</b>	-12.27	<b>9,791,191</b>
Federal	10,985,337	46.10	7,518,808	-16.27	8,979,832
Industry	269,213	573.03	40,000	-18.37	49,000
Local Government	0	NA	0	-100.00	11,813
Other, Non-Profit	211,155	-79.53	1,031,339	104.38	504,606
State of Ohio	766,400	NA	0	-100.00	245,940
<b>Business, College of</b>	<b>51,009</b>	-53.79	<b>110,392</b>	-39.52	<b>182,541</b>
Federal	47,141	-51.77	97,740	88.53	51,843
Industry	3,868	41.31	2,738	-97.15	95,909
Other, Non-Profit	0	-100.00	9,915	-71.50	34,789
* <b>Clermont College</b>	<b>0</b>	NA	<b>0</b>	-100.00	<b>1,371,033</b>
Federal	0	NA	0	-100.00	1,367,233
Local Government	0	NA	0	-100.00	3,800
<b>College Conservatory of Music</b>	<b>28,124</b>	0.61	<b>27,953</b>	201.60	<b>9,268</b>
Federal	28,124	0.61	27,953	NA	0
Other, Non-Profit	0	NA	0	-100.00	9,268
<b>Design, Architecture, Art &amp; Planning</b>	<b>21,980</b>	-94.26	<b>383,016</b>	35.36	<b>282,957</b>
Federal	0	-100.00	68,916	-33.45	103,548



	Amount FY '15	% Change	Amount FY '14	% Change	Amount FY '13
Industry	0	-100.00	180,001	800.01	20,000
Local Government	0	NA	0	-100.00	10,000
Other, Non-Profit	21,980	-83.61	134,099	-10.25	149,409
<b>Education, Criminal Justice and Human Services, College of</b>	<b>11,809,681</b>	<b>13.32</b>	<b>10,421,797</b>	<b>-12.70</b>	<b>11,938,205</b>
Federal	10,005,010	22.57	8,162,637	10.02	7,419,311
Industry	2,475	-87.31	19,500	-71.73	68,988
Local Government	105,267	-68.32	332,267	101.05	165,267
Other, Non-Profit	512,176	-18.41	627,767	-24.45	830,914
State of Ohio	1,184,753	-7.41	1,279,626	-62.95	3,453,725
<b>Engineering &amp; Applied Science, College of</b>	<b>17,989,733</b>	<b>4.28</b>	<b>17,252,190</b>	<b>-1.77</b>	<b>17,563,728</b>
Federal	10,662,216	24.08	8,592,739	-10.17	9,565,456
Industry	5,603,317	13.49	4,937,295	-15.89	5,869,839
Local Government	96,217	84.23	52,226	26.50	41,287
Other, Non-Profit	512,873	-29.56	728,131	-5.51	770,621
State of Ohio	1,115,110	-62.09	2,941,799	123.45	1,316,525
<b>Enrollment Management</b>	<b>41,874,398</b>	<b>0.00</b>	<b>41,873,928</b>	<b>-4.68</b>	<b>43,931,805</b>
Federal	41,812,834	0.06	41,786,887	-0.83	42,135,896
Other, Non-Profit	61,564	1.42	60,702	-29.88	86,563
State of Ohio	0	-100.00	26,339	-98.46	1,709,346
<b>Graduate School</b>	<b>223,500</b>	<b>347.00</b>	<b>50,000</b>	<b>-77.42</b>	<b>221,450</b>
Federal	223,500	347.00	50,000	-77.42	221,450
<b>Hoxworth Blood Center</b>	<b>2,554,354</b>	<b>202.18</b>	<b>845,307</b>	<b>6.51</b>	<b>793,678</b>
Federal	1,507,192	7,251.04	20,503	-93.69	324,849
Industry	666,973	-19.14	824,804	75.93	468,828
Other, Non-Profit	380,188	NA	0	NA	0
<b>International</b>	<b>15,000</b>	<b>NA</b>	<b>0</b>	<b>NA</b>	<b>0</b>
Federal	15,000	NA	0	NA	0
<b>Medicine, College of</b>	<b>87,063,293</b>	<b>-3.57</b>	<b>90,284,581</b>	<b>0.98</b>	<b>89,410,018</b>
Federal	80,599,402	-4.56	84,453,245	7.56	78,518,039
Industry	1,549,573	-45.93	2,865,902	-57.49	6,740,941
Local Government	0	-100.00	156,472	16.77	134,000
Other, Non-Profit	4,796,089	105.32	2,335,963	-41.53	3,995,147
State of Ohio	118,229	-75.00	473,000	2,060.71	21,891

	Amount FY '15	% Change	Amount FY '14	% Change	Amount FY '13
<b>Nursing, College of</b>	<b>1,281,513</b>	-48.51	<b>2,489,008</b>	238.32	<b>735,706</b>
Federal	941,513	-56.27	2,153,093	701.78	268,539
Industry	0	NA	0	-100.00	25,000
Other, Non-Profit	340,000	147.12	137,585	-61.47	357,117
State of Ohio	0	-100.00	198,330	133.19	85,050
<b>** Office of Research</b>	<b>1,012,000</b>	-55.77	<b>2,288,193</b>	-28.66	<b>3,207,524</b>
Federal	0	-100.00	1,324,180	-37.17	2,107,524
Industry	12,000	NA	0	NA	0
Other, Non-Profit	0	-100.00	964,013	60.67	600,000
State of Ohio	1,000,000	NA	0	-100.00	500,000
<b>Office of the President</b>	<b>28,619</b>	25.78	<b>22,754</b>	-94.23	<b>394,344</b>
Federal	28,619	25.78	22,754	-94.23	394,344
<b>Pharmacy, College of</b>	<b>3,217,747</b>	59.56	<b>2,016,616</b>	75.14	<b>1,151,405</b>
Federal	2,321,732	179.10	831,868	31.62	632,006
Industry	123,054	-81.12	651,806	110.94	308,997
Other, Non-Profit	740,245	39.29	531,443	152.58	210,402
State of Ohio	32,717	2,081.13	1,500	NA	0
<b>Sr VP Administration &amp; Finance</b>	<b>0</b>	NA	<b>0</b>	-100.00	<b>15,000</b>
Federal	0	NA	0	-100.00	15,000
<b>Sr VP Provost Bacc &amp; Grad Edu</b>	<b>52,059</b>	NA	<b>0</b>	NA	<b>0</b>
Federal	52,059	NA	0	NA	0
<b>* UC Clermont</b>	<b>605,990</b>	-28.45	<b>846,990</b>	NA	<b>0</b>
Federal	601,990	-28.74	844,790	NA	0
Local Government	4,000	NA	0	NA	0
Other, Non-Profit	0	-100.00	2,200	NA	0
<b>Undergraduate Affairs</b>	<b>0</b>	-100.00	<b>16,681</b>	-89.42	<b>157,700</b>
Federal	0	-100.00	16,681	NA	0
State of Ohio	0	NA	0	-100.00	157,700
<b>University of Cincinnati Library</b>	<b>0</b>	-100.00	<b>10,000</b>	-91.91	<b>123,669</b>
Federal	0	-100.00	10,000	-84.77	65,669

	Amount FY '15	% Change	Amount FY '14	% Change	Amount FY '13
Other, Non-Profit	0	NA	0	-100.00	58,000
<b>VP &amp; CIO for Information Technology</b>	<b>304,845</b>	453.33	<b>55,093</b>	NA	<b>0</b>
Federal	304,845	453.33	55,093	NA	0
<b>VP for Health Affairs</b>	<b>0</b>	NA	<b>0</b>	-100.00	<b>12,500</b>
Federal	0	NA	0	-100.00	12,500
<b>VP for Student Affairs &amp; Services</b>	<b>258,800</b>	18.16	<b>219,017</b>	-38.10	<b>353,800</b>
Federal	228,800	4.47	219,017	-4.28	228,800
Other, Non-Profit	30,000	NA	0	-100.00	10,000
State of Ohio	0	NA	0	-100.00	115,000
<b>GRAND TOTAL:</b>	<b>182,868,461</b>	<b>0.95</b>	<b>181,148,894</b>	<b>-2.22</b>	<b>185,263,353</b>

\* Clermont College name changed to UC Clermont

\*\* Pass-through awards to Children's Hospital Medical Center moved to College of Medicine in FY 15

## GRANT AND CONTRACT AWARDS BY SOURCE SUMMARY

	Amount FY '15	Amount FY '14	Amount FY '13
<b>Federal</b>	<b>161,495,054</b>	<b>156,836,055</b>	<b>153,690,330</b>
Academic Planning	123,864	100,467	258,322
Allied Health Sciences, College of	1,005,877	478,684	1,020,169
Arts & Sciences, College of	10,985,337	7,518,808	8,979,832
Business, College of	47,141	97,740	51,843
* Clermont College	0	0	1,367,233
College Conservatory of Music	28,124	27,953	0
Design, Architecture, Art & Planning	0	68,916	103,548
Education, Criminal Justice and Human Services, College of	10,005,010	8,162,637	7,419,311
Engineering & Applied Science, College of	10,662,216	8,592,739	9,565,456
Enrollment Management	41,812,834	41,786,887	42,135,896
Graduate School	223,500	50,000	221,450
Hoxworth Blood Center	1,507,192	20,503	324,849
International	15,000	0	0
Medicine, College of	80,599,402	84,453,245	78,518,039
Nursing, College of	941,513	2,153,093	268,539
** Office of Research	0	1,324,180	2,107,524
Office of the President	28,619	22,754	394,344
Pharmacy, College of	2,321,732	831,868	632,006
Sr VP Administration & Finance	0	0	15,000
Sr VP Provost Bacc & Grad Edu	52,059	0	0
* UC Clermont	601,990	844,790	0
Undergraduate Affairs	0	16,681	0
University of Cincinnati Library	0	10,000	65,669
VP & CIO for Information Technology	304,845	55,093	0
VP for Health Affairs	0	0	12,500
VP for Student Affairs & Services	228,800	219,017	228,800
<b>Industry</b>	<b>8,230,473</b>	<b>10,027,439</b>	<b>13,672,502</b>
Academic Planning	0	3,300	25,000
Allied Health Sciences, College of	0	502,094	0
Arts & Sciences, College of	269,213	40,000	49,000
Business, College of	3,868	2,738	95,909
Design, Architecture, Art & Planning	0	180,001	20,000
Education, Criminal Justice and Human Services, College of	2,475	19,500	68,988
Engineering & Applied Science, College of	5,603,317	4,937,295	5,869,839

	Amount FY '15	Amount FY '14	Amount FY '13
Hoxworth Blood Center	666,973	824,804	468,828
Medicine, College of	1,549,573	2,865,902	6,740,941
Nursing, College of	0	0	25,000
** Office of Research	12,000	0	0
Pharmacy, College of	123,054	651,806	308,997
<b>Local Government</b>	<b>205,484</b>	<b>659,215</b>	<b>483,517</b>
Academic Planning	0	118,250	117,350
Arts & Sciences, College of	0	0	11,813
* Clermont College	0	0	3,800
Design, Architecture, Art & Planning	0	0	10,000
Education, Criminal Justice and Human Services, College of	105,267	332,267	165,267
Engineering & Applied Science, College of	96,217	52,226	41,287
Medicine, College of	0	156,472	134,000
* UC Clermont	4,000	0	0
<b>Other, Non-Profit</b>	<b>8,154,024</b>	<b>7,795,241</b>	<b>7,986,654</b>
Academic Planning	447,500	1,030,963	304,820
Allied Health Sciences, College of	100,254	201,122	64,998
Arts & Sciences, College of	211,155	1,031,339	504,606
Business, College of	0	9,915	34,789
College Conservatory of Music	0	0	9,268
Design, Architecture, Art & Planning	21,980	134,099	149,409
Education, Criminal Justice and Human Services, College of	512,176	627,767	830,914
Engineering & Applied Science, College of	512,873	728,131	770,621
Enrollment Management	61,564	60,702	86,563
Hoxworth Blood Center	380,188	0	0
Medicine, College of	4,796,089	2,335,963	3,995,147
Nursing, College of	340,000	137,585	357,117
** Office of Research	0	964,013	600,000
Pharmacy, College of	740,245	531,443	210,402
* UC Clermont	0	2,200	0
University of Cincinnati Library	0	0	58,000
VP for Student Affairs & Services	30,000	0	10,000
<b>State of Ohio</b>	<b>4,783,426</b>	<b>5,830,945</b>	<b>9,430,350</b>
Academic Planning	287,492	779,351	1,825,173
Allied Health Sciences, College of	278,726	131,000	0
Arts & Sciences, College of	766,400	0	245,940
Education, Criminal Justice and Human Services, College of	1,184,753	1,279,626	3,453,725
Engineering & Applied Science, College of	1,115,110	2,941,799	1,316,525

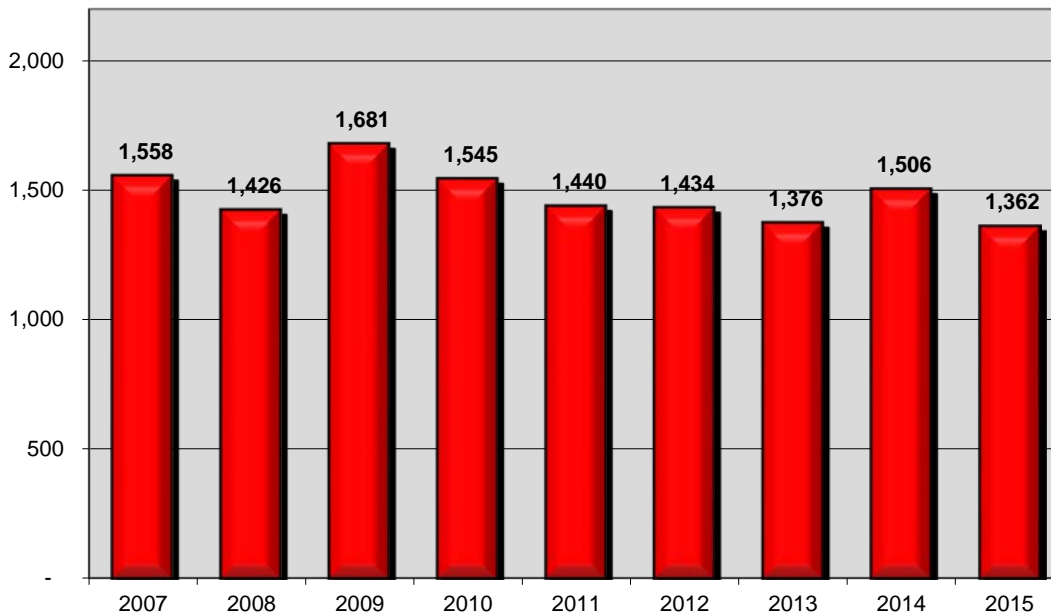
	Amount FY '15	Amount FY '14	Amount FY '13
Enrollment Management	0	26,339	1,709,346
Medicine, College of	118,229	473,000	21,891
Nursing, College of	0	198,330	85,050
** Office of Research	1,000,000	0	500,000
Pharmacy, College of	32,717	1,500	0
Undergraduate Affairs	0	0	157,700
VP for Student Affairs & Services	0	0	115,000

<b>GRAND TOTAL:</b>	<b>182,868,461</b>	<b>181,148,894</b>	<b>185,263,353</b>
---------------------	--------------------	--------------------	--------------------

\* Clermont College name changed to UC Clermont

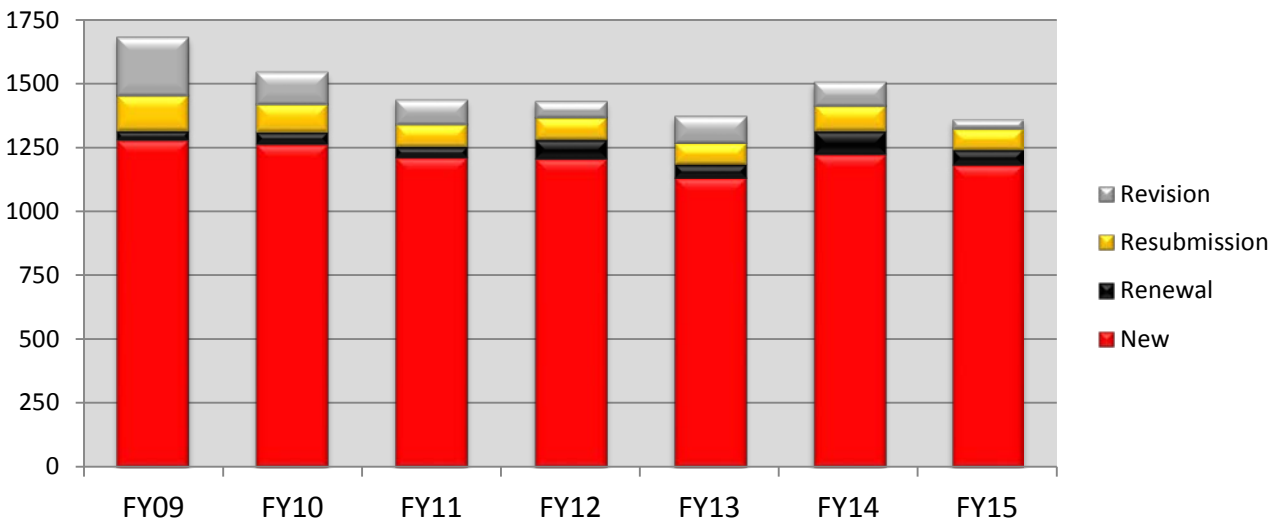
\*\* Pass-through awards to Children's Hospital Medical Center moved to College of Medicine in FY 15

## Number of Proposals Submitted by Fiscal Year



Fiscal Year	FY07	FY08	FY09	FY10	FY11	FY12	FY13	FY14	FY15
New	1349	1180	1277	1261	1210	1204	1313	1222	1181
Renewal	49	52	37	49	43	77	54	91	61
Resubmission	115	133	139	109	88	86	84	99	81
Revision	45	61	228	126	99	67	107	94	39
	1558	1426	1681	1545	1440	1434	1376	1506	1362

*Non-Competing continuations dropped from report because they do not represent requests for new funding*



## GRANT AND CONTRACT PROPOSALS

	Total #	New	Renewal	Resubmission	Revision *
<b>Academic Planning</b>					
FY 13	23	23	0	0	0
FY 14	23	19	1	1	2
FY 15	7	6	0	0	1
<b>Allied Health Sciences, College of</b>					
FY 13	27	22	3	2	0
FY 14	27	24	1	2	0
FY 15	27	25	1	1	0
<b>Arts &amp; Sciences, College of</b>					
FY 13	163	145	5	5	8
FY 14	197	171	8	11	7
FY 15	192	179	4	7	2
<b>Business, College of</b>					
FY 13	3	3	0	0	0
FY 14	2	2	0	0	0
FY 15	0	0	0	0	0
<b>College Conservatory of Music</b>					
FY 13	1	1	0	0	0
FY 14	2	1	0	0	1
FY 15	1	1	0	0	0
<b>Design, Architecture, Art &amp; Planning</b>					
FY 13	17	16	0	0	1
FY 14	11	11	0	0	0
FY 15	3	3	0	0	0
<b>Education, Criminal Justice and Human Services, College of</b>					
FY 13	113	99	2	0	12
FY 14	107	87	4	1	15
FY 15	85	73	2	1	9



	Total #	New	Renewal	Resubmission	Revision *
<b>Engineering &amp; Applied Science, College of</b>					
FY 13	314	264	9	4	37
FY 14	327	278	30	1	18
FY 15	314	306	6	0	2
<b>Enrollment Management</b>					
FY 13	3	3	0	0	0
FY 14	0	0	0	0	0
FY 15	2	1	1	0	0
<b>Graduate School</b>					
FY 13	1	0	0	0	1
FY 14	2	0	0	0	2
FY 15	2	0	0	0	2
<b>Hoxworth Blood Center</b>					
FY 13	4	4	0	0	0
FY 14	8	6	0	0	2
FY 15	13	9	4	0	0
<b>International</b>					
FY 13	0	0	0	0	0
FY 14	2	2	0	0	0
FY 15	0	0	0	0	0
<b>Law, College of</b>					
FY 13	0	0	0	0	0
FY 14	2	2	0	0	0
FY 15	1	1	0	0	0
<b>Medicine, College of</b>					
FY 13	620	469	34	71	46
FY 14	692	526	44	77	45
FY 15	634	504	39	69	22
<b>Nursing, College of</b>					
FY 13	29	28	0	1	0
FY 14	40	39	0	1	0
FY 15	24	23	0	1	0

	Total #	New	Renewal	Resubmission	Revision *
<b>Office of Research</b>					
FY 13	11	11	0	0	0
FY 14	2	1	0	1	0
FY 15	5	4	0	0	1
<b>Office of the President</b>					
FY 13	2	1	0	0	1
FY 14	0	0	0	0	0
FY 15	0	0	0	0	0
<b>Pharmacy, College of</b>					
FY 13	33	32	0	1	0
FY 14	48	42	2	4	0
FY 15	40	34	4	2	0
<b>Sr VP Administration &amp; Finance</b>					
FY 13	1	1	0	0	0
FY 14	0	0	0	0	0
FY 15	2	2	0	0	0
<b>Sr VP Provost Bacc &amp; Grad Edu</b>					
FY 13	1	1	0	0	0
FY 14	0	0	0	0	0
FY 15	0	0	0	0	0
<b>UC Blue Ash</b>					
FY 13	0	0	0	0	0
FY 14	1	1	0	0	0
FY 15	1	1	0	0	0
<b>UC Clermont</b>					
FY 13	3	3	0	0	0
FY 14	6	6	0	0	0
FY 15	7	7	0	0	0
<b>University of Cincinnati Library</b>					
FY 13	3	2	1	0	0
FY 14	1	0	1	0	0
FY 15	0	0	0	0	0

	Total #	New	Renewal	Resubmission	Revision *
<b>VP &amp; CIO for Information Technology</b>					
FY 13	3	2	0	0	1
FY 14	2	1	0	0	1
FY 15	1	1	0	0	0

<b>VP for Student Affairs &amp; Services</b>					
FY 13	1	1	0	0	0
FY 14	4	3	0	0	1
FY 15	1	1	0	0	0

**GRAND TOTAL**

<b>FY 13</b>	<b>1,376</b>	1,131	54	84	107
<b>FY 14</b>	<b>1,506</b>	1,222	91	99	94
<b>FY 15</b>	<b>1,362</b>	1,181	61	81	39

\* Revision was previously classified as Supplement; changed to align with Grants.gov terminology

## GRANT AND CONTRACT AWARD COMPARISON BY DEPARTMENTS

	Research	Instruction	Other	Total
<b>Academic Planning</b>				
Academic Planning				
FY 13	51,450	0	0	51,450
FY 14	0	0	0	0
FY 15	0	0	0	0
Institute for Policy Research				
FY 13	556,842	0	0	556,842
FY 14	1,152,980	0	0	1,152,980
FY 15	371,364	0	0	371,364
Professional Practice				
FY 13	0	1,822,373	100,000	1,922,373
FY 14	0	779,351	100,000	879,351
FY 15	0	287,492	200,000	487,492
<b>Allied Health Sciences, College of</b>				
CAHS Analytical & Diagnostic Sciences				
FY 13	0	0	0	0
FY 14	0	2,500	0	2,500
FY 15	0	1,000	0	1,000
CAHS Communication Sciences & Disorders				
FY 13	844,507	0	0	844,507
FY 14	277,426	41,462	151,400	470,288
FY 15	232,926	271,882	207,280	712,088
CAHS Nutritional Sciences				
FY 13	0	0	0	0
FY 14	0	0	0	0
FY 15	56,111	1,214	0	57,325
CAHS Rehabilitation Sciences				
FY 13	40,000	0	0	40,000
FY 14	502,094	0	3,260	505,354
FY 15	249,999	0	0	249,999

	Research	Instruction	Other	Total
CAHS Student Affairs				
FY 13	9,997	0	0	9,997
FY 14	0	0	0	0
FY 15	0	0	0	0
School of Social Work				
FY 13	190,664	0	0	190,664
FY 14	203,758	131,000	0	334,758
FY 15	225,107	139,338	0	364,445
<b>Arts &amp; Sciences, College of</b>				
A&S Africana Studies				
FY 13	16,346	0	0	16,346
FY 14	8,654	0	0	8,654
FY 15	0	0	0	0
A&S Anthropology				
FY 13	67,238	0	0	67,238
FY 14	733,221	0	0	733,221
FY 15	11,996	0	0	11,996
A&S Biological Sciences				
FY 13	790,784	0	0	790,784
FY 14	887,725	0	0	887,725
FY 15	1,365,633	0	0	1,365,633
A&S Chemistry				
FY 13	2,040,463	39,582	0	2,080,045
FY 14	1,830,492	24,757	0	1,855,249
FY 15	3,095,661	24,862	0	3,120,523
A&S Communication				
FY 13	6,366	0	0	6,366
FY 14	6,080	0	0	6,080
FY 15	6,235	0	0	6,235
A&S English & Comparative Literature				
FY 13	59,813	0	0	59,813
FY 14	56,075	0	10,000	66,075
FY 15	52,059	0	0	52,059
A&S Geography				
FY 13	96,163	0	0	96,163
FY 14	97,226	0	0	97,226
FY 15	105,963	0	49,974	155,937

	Research	Instruction	Other	Total
<b>A&amp;S Geology</b>				
FY 13	1,016,768	0	0	1,016,768
FY 14	260,666	0	0	260,666
FY 15	485,335	0	0	485,335
<b>A&amp;S History</b>				
FY 13	2,600	0	0	2,600
FY 14	196,858	0	0	196,858
FY 15	0	0	0	0
<b>A&amp;S Interdisciplinary Studies</b>				
FY 13	0	0	0	0
FY 14	0	38,085	0	38,085
FY 15	0	37,857	0	37,857
<b>A&amp;S Journalism</b>				
FY 13	52,313	0	0	52,313
FY 14	52,191	0	0	52,191
FY 15	0	0	0	0
<b>A&amp;S Judaic Studies</b>				
FY 13	0	2,500	0	2,500
FY 14	0	3,000	0	3,000
FY 15	3,500	0	0	3,500
<b>A&amp;S Mathematical Sciences</b>				
FY 13	930,457	34,200	6,289	970,946
FY 14	1,090,348	0	0	1,090,348
FY 15	1,308,423	0	251,893	1,560,316
<b>A&amp;S Philosophy</b>				
FY 13	0	0	0	0
FY 14	75,846	0	0	75,846
FY 15	208,356	0	0	208,356
<b>A&amp;S Physics</b>				
FY 13	1,993,699	166,428	0	2,160,127
FY 14	1,752,814	206,396	0	1,959,210
FY 15	3,137,511	39,962	251,090	3,428,562
<b>A&amp;S Psychology</b>				
FY 13	2,165,805	0	0	2,165,805
FY 14	1,193,898	0	0	1,193,898
FY 15	1,617,402	0	0	1,617,402

	Research	Instruction	Other	Total
A&S Sociology				
FY 13	147,288	0	0	147,288
FY 14	65,815	0	0	65,815
FY 15	178,393	0	0	178,393
A&S Undergraduate Affairs				
FY 13	0	85,050	0	85,050
FY 14	0	0	0	0
FY 15	0	0	0	0
Arts & Sciences, College of				
FY 13	71,040	0	0	71,040
FY 14	0	0	0	0
FY 15	0	0	0	0
<b>Business, College of</b>				
COB Finance				
FY 13	14,130	0	0	14,130
FY 14	2,738	0	0	2,738
FY 15	13,652	0	0	13,652
COB Graduate Programs				
FY 13	0	0	0	0
FY 14	5,000	0	0	5,000
FY 15	0	0	0	0
COB Management				
FY 13	0	0	0	0
FY 14	0	59,986	0	59,986
FY 15	0	0	0	0
COB Marketing				
FY 13	755	34,034	95,909	130,698
FY 14	0	4,915	0	4,915
FY 15	0	0	0	0
COB Operations and Business Analytics				
FY 13	37,713	0	0	37,713
FY 14	0	0	0	0
FY 15	0	0	0	0
COB Oper, Bus Analy, and Infor Systems				
FY 13	0	0	0	0
FY 14	37,755	0	0	37,755
FY 15	37,357	0	0	37,357

	Research	Instruction	Other	Total
--	----------	-------------	-------	-------

### College Conservatory of Music

#### CCM Composition, Musicology & Theory

FY 13	1,126	0	0	1,126
FY 14	0	0	0	0
FY 15	0	0	0	0

#### CCM Electronic Media Division

FY 13	0	8,143	0	8,143
FY 14	0	0	0	0
FY 15	0	0	0	0

#### CCM Ensembles & Conducting

FY 13	0	0	0	0
FY 14	0	27,953	0	27,953
FY 15	28,124	0	0	28,124

### Design, Architecture, Art & Planning

#### DAAP Research

FY 13	72,194	0	0	72,194
FY 14	11,646	75,573	0	87,219
FY 15	0	0	0	0

#### DAAP School of Architecture & Interior Design

FY 13	0	0	27,316	27,316
FY 14	0	0	41,607	41,607
FY 15	0	0	0	0

#### DAAP School of Design

FY 13	69,898	0	0	69,898
FY 14	100,001	111,880	0	211,881
FY 15	21,980	0	0	21,980

#### DAAP School of Planning

FY 13	54,097	10,000	49,451	113,548
FY 14	42,309	0	0	42,309
FY 15	0	0	0	0

### Education, Criminal Justice and Human Services, College of

#### CECH - School of Information Technology

FY 13	0	0	0	0
FY 14	0	17,000	0	17,000
FY 15	0	901,981	0	901,981



	Research	Instruction	Other	Total
CECH Criminal Justice				
FY 13	664,785	0	4,072,884	4,737,669
FY 14	1,009,742	16,000	2,374,566	3,400,308
FY 15	1,586,055	0	1,646,596	3,232,651
CECH Education				
FY 13	258,591	1,099,184	0	1,357,775
FY 14	1,060,084	326,751	0	1,386,835
FY 15	3,987,493	1,322,390	0	5,309,883
CECH Human Services				
FY 13	219,603	0	0	219,603
FY 14	249,249	15,000	0	264,249
FY 15	167,000	14,000	0	181,000
CECH Office of the Dean				
FY 13	51,120	1,284,050	1,086,889	2,422,059
FY 14	45,000	1,382,268	725,039	2,152,307
FY 15	0	952,545	1,231,621	2,184,166
Education Criminal Justice & Human Svcs, College of				
FY 13	0	3,201,099	0	3,201,099
FY 14	0	3,201,099	0	3,201,099
FY 15	0	0	0	0
<b>Engineering &amp; Applied Science, College of</b>				
CEAS - Administration & Finance				
FY 13	0	0	0	0
FY 14	34,500	0	0	34,500
FY 15	0	0	0	0
CEAS - Advanced Structures				
FY 13	843,468	0	0	843,468
FY 14	0	0	0	0
FY 15	0	0	0	0
CEAS - Aerospace Eng & Eng Mechanics				
FY 13	0	0	0	0
FY 14	5,820,605	107,022	0	5,927,627
FY 15	3,409,525	17,023	0	3,426,548
CEAS - Aerospace Systems				
FY 13	4,698,008	139,538	90,000	4,927,546
FY 14	0	0	0	0
FY 15	0	0	0	0

	Research	Instruction	Other	Total
<b>CEAS - Biomedical, Chemical, and Env Eng</b>				
FY 13	0	0	0	0
FY 14	3,974,380	599,869	0	4,574,249
FY 15	5,214,501	0	0	5,214,501
<b>CEAS - Civil &amp; Arch Eng &amp; Const Mgmt</b>				
FY 13	0	0	0	0
FY 14	177,452	0	0	177,452
FY 15	99,909	1,516,000	0	1,615,909
<b>CEAS - Computing Sciences &amp; Informatics</b>				
FY 13	139,024	0	0	139,024
FY 14	0	0	0	0
FY 15	0	0	0	0
<b>CEAS - Dynamic Systems</b>				
FY 13	3,689,797	143,526	70,000	3,903,323
FY 14	0	0	0	0
FY 15	0	0	0	0
<b>CEAS - Elec Eng &amp; Computing Systems</b>				
FY 13	0	0	0	0
FY 14	2,514,687	79,999	0	2,594,686
FY 15	1,949,118	0	0	1,949,118
<b>CEAS - Electronic &amp; Computing Systems</b>				
FY 13	3,004,946	0	0	3,004,946
FY 14	0	0	0	0
FY 15	0	0	0	0
<b>CEAS - Energy, Envir, Biol &amp; Med Eng</b>				
FY 13	4,492,390	84,200	0	4,576,590
FY 14	0	0	0	0
FY 15	0	0	0	0
<b>CEAS - Engineering Education</b>				
FY 13	0	37,131	0	37,131
FY 14	9,979	0	0	9,979
FY 15	0	0	0	0
<b>CEAS - Graduate Studies &amp; Research</b>				
FY 13	0	34,200	0	34,200
FY 14	0	0	0	0
FY 15	0	0	0	0

	Research	Instruction	Other	Total
<b>CEAS - Mech Eng and Materials Eng</b>				
FY 13	0	0	0	0
FY 14	3,594,032	134,270	0	3,728,302
FY 15	4,786,784	74,585	49,974	4,911,343
<b>CEAS - Undergraduate Affairs</b>				
FY 13	0	0	0	0
FY 14	16,681	91,214	0	107,895
FY 15	774,814	0	0	774,814
<b>Engineering &amp; Applied Science, College of</b>				
FY 13	97,500	0	0	97,500
FY 14	97,500	0	0	97,500
FY 15	97,500	0	0	97,500

### **Enrollment Management**

<b>EM Advising &amp; Academic Services</b>				
FY 13	0	0	0	0
FY 14	0	26,339	0	26,339
FY 15	0	0	0	0
<b>EM PPAC</b>				
FY 13	0	1,704,646	4,700	1,709,346
FY 14	0	0	0	0
FY 15	0	0	0	0
<b>EM Student Financial Aid</b>				
FY 13	0	0	0	42,135,896
FY 14	0	0	0	41,786,887
FY 15	0	0	0	41,812,834
<b>Enrollment Management</b>				
FY 13	81,563	0	5,000	86,563
FY 14	41,563	0	19,139	60,702
FY 15	61,564	0	0	61,564

### **Graduate School**

<b>Graduate School</b>				
FY 13	221,450	0	0	221,450
FY 14	50,000	0	0	50,000
FY 15	223,500	0	0	223,500

### **Hoxworth Blood Center**

	Research	Instruction	Other	Total
<b>Hoxworth Blood Center</b>				
FY 13	0	0	0	0
FY 14	787,882	0	0	787,882
FY 15	2,522,067	0	0	2,522,067
<b>Hoxworth Blood Center Operations</b>				
FY 13	0	0	0	0
FY 14	20,503	0	0	20,503
FY 15	0	0	0	0
<b>Hoxworth Research</b>				
FY 13	790,678	0	3,000	793,678
FY 14	36,922	0	0	36,922
FY 15	32,287	0	0	32,287

### International

<b>International Programs</b>				
FY 13	0	0	0	0
FY 14	0	0	0	0
FY 15	0	0	15,000	15,000

### Medicine, College of

<b>COM Anesthesiology</b>				
FY 13	1,850,397	0	0	1,850,397
FY 14	1,902,213	0	0	1,902,213
FY 15	1,482,318	0	0	1,482,318
<b>COM Cancer Biology</b>				
FY 13	0	0	0	0
FY 14	3,859,582	0	0	3,859,582
FY 15	4,486,525	0	0	4,486,525
<b>COM Cancer and Cell Biology</b>				
FY 13	4,969,294	0	0	4,969,294
FY 14	0	0	0	0
FY 15	0	0	0	0
<b>COM Dean Academic Affairs</b>				
FY 13	0	0	0	0
FY 14	0	141,935	192,695	334,630
FY 15	1,197	0	25,000	26,197

	Research	Instruction	Other	Total
<b>COM Center for Translational Science &amp; Training</b>				
FY 13	4,645,661	0	0	4,645,661
FY 14	2,697,443	0	0	2,697,443
FY 15	374,677	0	0	374,677
<b>COM Dean Diversity &amp; Community Affairs</b>				
FY 13	0	0	0	0
FY 14	0	0	0	0
FY 15	0	0	60,000	60,000
<b>COM Dean Medical Education</b>				
FY 13	0	89,690	166,445	256,135
FY 14	0	0	0	0
FY 15	0	0	0	0
<b>COM Dean Research &amp; Grad Ed</b>				
FY 13	141,242	0	0	141,242
FY 14	603,946	47,232	0	651,178
FY 15	87,793	43,476	0	131,269
<b>COM Dean Research Operations</b>				
FY 13	0	0	0	0
FY 14	0	0	210,000	210,000
FY 15	0	0	0	0
<b>COM Dermatology</b>				
FY 13	188,525	0	0	188,525
FY 14	469,906	0	0	469,906
FY 15	714,319	0	0	714,319
<b>COM Emergency Medicine</b>				
FY 13	1,406,901	0	396,011	1,802,912
FY 14	2,242,205	0	490,354	2,732,559
FY 15	2,287,972	0	169,131	2,457,103
<b>COM Environmental Health</b>				
FY 13	9,435,155	1,740,548	0	11,175,703
FY 14	12,733,022	1,613,891	0	14,346,913
FY 15	12,811,683	1,681,343	0	14,493,026
<b>COM Family Medicine</b>				
FY 13	1,046,964	411,668	34,344	1,492,976
FY 14	610,637	571,482	0	1,182,119
FY 15	438,942	513,597	0	957,940

	Research	Instruction	Other	Total
COM Internal Medicine				
FY 13	22,767,248	268,954	645,653	23,681,855
FY 14	14,530,064	249,954	723,753	15,503,771
FY 15	15,049,280	793,583	778,528	16,621,391
COM Medical Education				
FY 13	0	0	10,000	10,000
FY 14	0	0	11,000	11,000
FY 15	10,951	0	0	10,951
COM Molecular & Cellular Physiology				
FY 13	3,131,466	0	0	3,131,466
FY 14	2,918,828	0	0	2,918,828
FY 15	1,890,913	0	0	1,890,913
COM Molecular Genetics				
FY 13	3,955,120	0	0	3,955,120
FY 14	3,286,818	0	0	3,286,818
FY 15	3,035,380	0	0	3,035,380
COM Neurology				
FY 13	6,700,985	0	0	6,700,985
FY 14	0	0	0	0
FY 15	0	0	0	0
COM Neurology and Rehabilitation				
FY 13	0	0	0	0
FY 14	11,175,620	0	0	11,175,620
FY 15	11,676,603	0	0	11,676,603
COM Neurosurgery				
FY 13	1,067,983	0	1,150	1,069,133
FY 14	948,299	0	0	948,299
FY 15	286,033	0	0	286,033
COM Obstetrics & Gynecology				
FY 13	217,614	0	173,564	391,178
FY 14	1,253,801	0	175,000	1,428,801
FY 15	547,625	0	219,352	766,977
COM Ophthalmology				
FY 13	1,631,942	0	0	1,631,942
FY 14	897,498	0	0	897,498
FY 15	2,201,722	0	0	2,201,722

	Research	Instruction	Other	Total
<b>COM Orthopaedic Surgery</b>				
FY 13	8,877	0	0	8,877
FY 14	0	0	0	0
FY 15	0	0	0	0
<b>COM Otolaryngology-Head &amp; Neck Surgery</b>				
FY 13	409,195	0	0	409,195
FY 14	371,529	0	0	371,529
FY 15	618,391	0	0	618,391
<b>COM Pathology &amp; Lab Medicine</b>				
FY 13	7,098,106	0	0	7,098,106
FY 14	8,479,808	0	0	8,479,808
FY 15	6,220,385	0	0	6,220,385
<b>COM Pediatrics</b>				
FY 13	0	0	0	0
FY 14	14,043	0	0	14,043
FY 15	84,714	0	0	84,714
<b>COM Pharmacology &amp; Cell Biophysics</b>				
FY 13	1,508,355	0	0	1,508,355
FY 14	3,523,511	0	0	3,523,511
FY 15	4,902,973	0	0	4,902,973
<b>COM Psychiatry</b>				
FY 13	6,823,494	0	0	6,823,494
FY 14	7,045,396	0	0	7,045,396
FY 15	6,598,072	0	45,183	6,643,255
<b>COM Radiology</b>				
FY 13	250,000	0	0	250,000
FY 14	3,530	0	0	3,530
FY 15	3,536	0	0	3,536
<b>COM Surgery</b>				
FY 13	6,217,467	0	0	6,217,467
FY 14	6,263,336	0	0	6,263,336
FY 15	5,080,480	0	0	5,080,480
<b>COM UC Cancer Programs</b>				
FY 13	0	0	0	0
FY 14	0	0	0	0
FY 15	0	1,000	0	1,000

	Research	Instruction	Other	Total
Medicine, College of				
FY 13	0	0	0	0
FY 14	0	0	26,250	26,250
FY 15	1,835,215	0	0	1,835,215

### **Nursing, College of**

CON AD for Academic Nursing				
FY 13	0	0	0	0
FY 14	115,268	534,602	69,965	719,835
FY 15	19,425	353,251	3,750	376,426

CON Advanced Practice Team				
FY 13	413,914	0	0	413,914
FY 14	0	0	0	0
FY 15	0	0	0	0

CON CATER				
FY 13	0	0	0	0
FY 14	0	0	0	0
FY 15	0	0	1,500	1,500

CON Professional Studies Team				
FY 13	7,142	0	0	7,142
FY 14	0	0	0	0
FY 15	0	0	0	0

CON Research Team				
FY 13	97,500	85,050	0	182,550
FY 14	13,142	240,306	0	253,448
FY 15	0	0	0	0

Nursing, College of				
FY 13	25,000	0	107,100	132,100
FY 14	67,496	927,787	520,443	1,515,726
FY 15	363,586	353,251	186,750	903,587

### **Office of Research**

Office of Research				
FY 13	3,207,524	0	0	3,207,524
FY 14	1,324,180	0	0	1,324,180
FY 15	0	0	0	0



	Research	Instruction	Other	Total
RES Entrepreneurial Affairs & Tech Comm				
FY 13	0	0	0	0
FY 14	0	0	0	0
FY 15	1,000,000	0	0	1,000,000
RES Leather Lab				
FY 13	0	0	0	0
FY 14	964,013	0	0	964,013
FY 15	12,000	0	0	12,000
<b>Office of the President</b>				
Office of the President				
FY 13	394,344	0	0	394,344
FY 14	22,754	0	0	22,754
FY 15	28,619	0	0	28,619
<b>Pharmacy, College of</b>				
Pharmacy MS/PhD Education				
FY 13	0	0	0	0
FY 14	394,662	0	0	394,662
FY 15	99,998	0	0	99,998
Pharmacy Pharmaceutical Sciences				
FY 13	719,319	0	0	719,319
FY 14	260,282	0	0	260,282
FY 15	555,022	0	0	555,022
Pharmacy Practice and Administration Sciences				
FY 13	429,586	0	2,500	432,086
FY 14	265,927	0	0	265,927
FY 15	223,281	0	12,487	235,768
Pharmacy, College of				
FY 13	0	0	0	0
FY 14	1,088,356	0	7,390	1,095,746
FY 15	2,308,229	0	18,730	2,326,959
<b>Sr VP Administration &amp; Finance</b>				
A&F Planning/Design/Construction				
FY 13	0	0	15,000	15,000
FY 14	0	0	0	0
FY 15	0	0	0	0
<b>Sr VP Provost Bacc &amp; Grad Edu</b>				

	Research	Instruction	Other	Total
<b>Sr VP Provost Bacc &amp; Grad Edu</b>				
FY 13	0	0	0	0
FY 14	0	0	0	0
FY 15	52,059	0	0	52,059

#### **UC Clermont**

<b>Clermont Academic Affairs</b>				
FY 13	5,000	250,000	0	255,000
FY 14	52,119	19,300	2,200	73,619
FY 15	0	10,800	0	10,800
<b>Clermont Enrollment Services</b>				
FY 13	3,800	0	1,112,233	1,116,033
FY 14	0	0	773,371	773,371
FY 15	0	0	595,190	595,190

#### **Undergraduate Affairs**

<b>Undergraduate Affairs</b>				
FY 13	0	157,700	0	157,700
FY 14	16,681	0	0	16,681
FY 15	0	0	0	0

#### **University of Cincinnati Library**

<b>Health Sciences Library</b>				
FY 13	0	0	5,000	5,000
FY 14	0	0	0	0
FY 15	0	0	0	0
<b>UCL Archives &amp; Rare Books Library</b>				
FY 13	0	0	30,335	30,335
FY 14	0	0	0	0
FY 15	0	0	0	0
<b>UCL Digital Collections</b>				
FY 13	0	0	30,335	30,335
FY 14	0	0	0	0
FY 15	0	0	0	0
<b>UCL Science &amp; Health Sciences</b>				
FY 13	0	0	0	0
FY 14	0	0	10,000	10,000
FY 15	0	0	0	0

	Research	Instruction	Other	Total
University of Cincinnati Library				
FY 13	58,000	0	0	58,000
FY 14	0	0	0	0
FY 15	0	0	0	0

#### **VP & CIO for Information Technology**

UCIT Enterprise Shared Services				
FY 13	0	0	0	0
FY 14	0	0	0	0
FY 15	0	0	299,845	299,845
UCIT Innovation and Partnerships				
FY 13	0	0	0	0
FY 14	55,093	0	0	55,093
FY 15	5,000	0	0	5,000

#### **VP for Health Affairs**

VP for Health Affairs				
FY 13	0	0	12,500	12,500
FY 14	0	0	0	0
FY 15	0	0	0	0

#### **VP for Student Affairs & Services**

SA Health & Wellness				
FY 13	0	0	0	0
FY 14	0	0	2,183	2,183
FY 15	10,000	0	20,000	30,000
SA Inclusion & Retention				
FY 13	0	0	0	0
FY 14	0	0	216,834	216,834
FY 15	0	0	228,800	228,800
SA Student Life				
FY 13	10,000	115,000	0	125,000
FY 14	0	0	0	0
FY 15	0	0	0	0
SA Student Services				
FY 13	0	0	228,800	228,800
FY 14	0	0	0	0
FY 15	0	0	0	0

## GRANT AND CONTRACT AWARD COMPARISON - NIH

	Count	Dollars
<b>Allied Health Sciences, College of</b>	<b>3</b>	<b>211,726</b>
<b>CAHS Communication Sciences &amp; Disorders</b>	<b>1</b>	<b>155,615</b>
National Institute on Deafness and Other Communication Disor	1	155,615
<b>CAHS Nutritional Sciences</b>	<b>2</b>	<b>56,111</b>
National Inst of Diabetes and Digestive and Kidney Disease	2	56,111
<b>Arts &amp; Sciences, College of</b>	<b>21</b>	<b>2,581,826</b>
<b>A&amp;S Biological Sciences</b>	<b>2</b>	<b>413,199</b>
National Institute of Dental and Craniofacial Research	1	376,199
National Institute of General Medical Sciences	1	37,000
<b>A&amp;S Chemistry</b>	<b>9</b>	<b>1,556,776</b>
National Cancer Institute	1	159,949
National Institute of Allergy and Infectious Diseases	2	94,641
National Institute of Environmental Health Sciences	3	184,479
National Institute of General Medical Sciences	1	4,755
National Institute on Drug Abuse	1	149,452
Office of the Director, National Institutes of Health	1	963,500
<b>A&amp;S Communication</b>	<b>1</b>	<b>6,235</b>
National Human Genome Research Institute	1	6,235
<b>A&amp;S English &amp; Comparative Literature</b>	<b>1</b>	<b>52,059</b>
National Institute of Environmental Health Sciences	1	52,059
<b>A&amp;S Mathematical Sciences</b>	<b>5</b>	<b>171,132</b>
National Cancer Institute	1	49,168
National Heart, Lung and Blood Institute	4	121,964
<b>A&amp;S Psychology</b>	<b>3</b>	<b>303,362</b>
National Institute of General Medical Sciences	1	285,647
National Institute on Drug Abuse	2	17,715
<b>A&amp;S Sociology</b>	<b>1</b>	<b>79,063</b>
National Institute of Child Health and Human Development	1	79,063
<b>Education Criminal Justice &amp; Human Svcs, College</b>	<b>2</b>	<b>105,097</b>
<b>CECH Education</b>	<b>1</b>	<b>78,097</b>
National Institute on Drug Abuse	1	78,097
<b>CECH Human Services</b>	<b>1</b>	<b>27,000</b>
National Institute on Drug Abuse	1	27,000
<b>Engineering &amp; Applied Science, College of</b>	<b>8</b>	<b>1,069,208</b>
<b>CEAS - Aerospace Eng &amp; Eng Mechanics</b>	<b>2</b>	<b>218,795</b>

	Count	Dollars
National Heart, Lung and Blood Institute	1	167,415
National Institute on Deafness and Other Communication Disor	1	51,380
<b>CEAS - Biomedical, Chemical, and Env Eng</b>	<b>3</b>	<b>640,416</b>
National Cancer Institute	1	312,156
National Heart, Lung and Blood Institute	1	19,454
National Institute of General Medical Sciences	1	308,807
<b>CEAS - Elec Eng &amp; Computing Systems</b>	<b>2</b>	<b>185,222</b>
National Institute of Environmental Health Sciences	2	185,222
<b>CEAS - Mech Eng and Materials Eng</b>	<b>1</b>	<b>24,775</b>
National Institute of Environmental Health Sciences	1	24,775
<b>Hoxworth Blood Center</b>	<b>1</b>	<b>35,431</b>
<b>Hoxworth Blood Center</b>	<b>1</b>	<b>35,431</b>
National Heart, Lung and Blood Institute	1	35,431
<b>Medicine, College of</b>	<b>275</b>	<b>68,542,283</b>
<b>COM Anesthesiology</b>	<b>5</b>	<b>1,482,318</b>
National Institute of Dental and Craniofacial Research	1	65,867
National Institute of Neurological Disorders and Stroke	4	1,416,451
<b>COM Cancer Biology</b>	<b>25</b>	<b>3,922,724</b>
National Cancer Institute	13	2,614,634
National Heart, Lung and Blood Institute	3	473,649
National Inst of Diabetes and Digestive and Kidney Disease	1	85,166
National Institute of Arthritis, Musculoskeletal and Skin Disease	2	25,427
National Institute of Environmental Health Sciences	3	335,032
National Institute of General Medical Sciences	1	354,147
National Institute on Aging	2	34,669
<b>COM Dean Ctr Clin &amp; Trans Sci &amp; Training</b>	<b>5</b>	<b>364,668</b>
National Center for Advancing Translational Sciences	2	107,159
National Inst of Diabetes and Digestive and Kidney Disease	1	108,127
National Institute of Child Health and Human Development	2	149,382
<b>COM Dean Research &amp; Grad Ed</b>	<b>3</b>	<b>131,269</b>
National Heart, Lung and Blood Institute	1	43,032
National Institute of Allergy and Infectious Diseases	1	44,761
National Institute on Aging	1	43,476
<b>COM Dermatology</b>	<b>1</b>	<b>170,285</b>
National Cancer Institute	1	170,285
<b>COM Emergency Medicine</b>	<b>18</b>	<b>1,766,135</b>
National Heart, Lung and Blood Institute	6	418,965
National Institute of Allergy and Infectious Diseases	1	181,873
National Institute of Child Health and Human Development	1	16,545
National Institute of General Medical Sciences	1	45,787

	Count	Dollars
National Institute of Neurological Disorders and Stroke	6	982,071
National Institute of Nursing Research	1	103,179
National Institute on Drug Abuse	2	17,715
<b>COM Environmental Health</b>	<b>51</b>	<b>11,344,620</b>
National Cancer Institute	5	337,643
National Eye Institute	3	483,523
National Heart, Lung and Blood Institute	7	690,964
National Inst of Diabetes and Digestive and Kidney Disease	4	1,280,603
National Institute of Allergy and Infectious Diseases	3	517,790
National Institute of Arthritis, Musculoskeletal and Skin Disease	2	177,696
National Institute of Environmental Health Sciences	24	7,790,112
National Institute of Neurological Disorders and Stroke	1	4,110
National Institute on Deafness and Other Communication Disor	1	51,380
Office of the Director, National Institutes of Health	1	10,800
<b>COM Family Medicine</b>	<b>3</b>	<b>267,379</b>
National Cancer Institute	2	127,111
National Institute on Drug Abuse	1	140,268
<b>COM Internal Medicine</b>	<b>82</b>	<b>11,938,592</b>
National Cancer Institute	9	1,815,460
National Center for Advancing Translational Sciences	1	39,221
National Heart, Lung and Blood Institute	25	1,910,290
National Inst of Diabetes and Digestive and Kidney Disease	10	2,076,012
National Institute of Allergy and Infectious Diseases	25	4,617,629
National Institute of Arthritis, Musculoskeletal and Skin Disease	1	349
National Institute of Biomedical Imaging and Bioengineering	1	194,987
National Institute of Environmental Health Sciences	3	18,194
National Institute of General Medical Sciences	2	334,636
National Institute of Neurological Disorders and Stroke	3	914,100
National Institute on Drug Abuse	2	17,715
<b>COM Molecular &amp; Cellular Physiology</b>	<b>4</b>	<b>1,082,970</b>
National Inst of Diabetes and Digestive and Kidney Disease	3	688,888
National Institute of Arthritis, Musculoskeletal and Skin Disease	1	394,082
<b>COM Molecular Genetics</b>	<b>13</b>	<b>2,972,654</b>
National Cancer Institute	1	321,023
National Inst of Diabetes and Digestive and Kidney Disease	2	36,732
National Institute of Allergy and Infectious Diseases	5	1,608,987
National Institute of Arthritis, Musculoskeletal and Skin Disease	1	20,741
National Institute of Child Health and Human Development	1	95,021
National Institute of Environmental Health Sciences	1	383,634
National Institute of General Medical Sciences	2	506,516
<b>COM Neurology and Rehabilitation</b>	<b>20</b>	<b>11,571,359</b>
National Institute of Arthritis, Musculoskeletal and Skin Disease	1	19,707

	Count	Dollars
National Institute of Environmental Health Sciences	1	52,059
National Institute of Mental Health	1	177,104
National Institute of Neurological Disorders and Stroke	17	11,322,490
<b>COM Neurosurgery</b>	<b>2</b>	<b>286,033</b>
National Institute of Neurological Disorders and Stroke	2	286,033
<b>COM Obstetrics &amp; Gynecology</b>	<b>3</b>	<b>547,625</b>
National Institute of Child Health and Human Development	2	495,566
National Institute of Environmental Health Sciences	1	52,059
<b>COM Ophthalmology</b>	<b>5</b>	<b>1,840,098</b>
National Eye Institute	5	1,840,098
<b>COM Otolaryngology-Head &amp; Neck Surgery</b>	<b>7</b>	<b>589,431</b>
National Cancer Institute	2	10,350
National Heart, Lung and Blood Institute	1	136,976
National Institute on Deafness and Other Communication Disor	4	442,106
<b>COM Pathology &amp; Lab Medicine</b>	<b>18</b>	<b>5,695,879</b>
National Heart, Lung and Blood Institute	11	3,678,006
National Inst of Diabetes and Digestive and Kidney Disease	5	1,803,804
National Institute of Allergy and Infectious Diseases	1	204,182
National Institute of Environmental Health Sciences	1	9,888
<b>COM Pediatrics</b>	<b>1</b>	<b>2,555</b>
National Institute of Neurological Disorders and Stroke	1	2,555
<b>COM Pharmacology &amp; Cell Biophysics</b>	<b>11</b>	<b>4,893,973</b>
National Heart, Lung and Blood Institute	7	1,653,567
National Institute of Environmental Health Sciences	1	78,416
National Institute of General Medical Sciences	1	292,532
National Institute on Drug Abuse	2	2,869,459
<b>COM Psychiatry &amp; CPC</b>	<b>21</b>	<b>5,954,842</b>
National Cancer Institute	1	6,311
National Heart, Lung and Blood Institute	1	86,860
National Inst of Diabetes and Digestive and Kidney Disease	6	1,264,129
National Institute of Mental Health	8	2,417,536
National Institute on Drug Abuse	5	2,180,005
<b>COM Radiology</b>	<b>1</b>	<b>3,536</b>
National Heart, Lung and Blood Institute	1	3,536
<b>COM Surgery</b>	<b>19</b>	<b>1,713,338</b>
National Cancer Institute	3	64,007
National Eye Institute	1	24,412
National Heart, Lung and Blood Institute	5	266,295
National Inst of Diabetes and Digestive and Kidney Disease	2	473,597
National Institute of Allergy and Infectious Diseases	1	35,505
National Institute of Arthritis, Musculoskeletal and Skin Disease	1	31,322
National Institute of General Medical Sciences	6	818,200

	Count	Dollars
<b>Nursing, College of</b>	<b>4</b>	<b>104,360</b>
<b>CON AD for Academic Nursing</b>	<b>1</b>	<b>7,500</b>
National Institute on Minority Health and Health Disparities	1	7,500
<b>Nursing, College of</b>	<b>4</b>	<b>96,860</b>
National Institute of Nursing Research	1	72,360
National Institute on Minority Health and Health Disparities	3	24,500
<b>Pharmacy, College of</b>	<b>7</b>	<b>1,546,954</b>
<b>Pharmacy Pharmaceutical Sciences</b>	<b>3</b>	<b>367,508</b>
National Institute of Allergy and Infectious Diseases	1	241,858
National Institute of Arthritis, Musculoskeletal and Skin Disease	1	76,930
National Institute of Neurological Disorders and Stroke	1	48,720
<b>Pharmacy, College of</b>	<b>5</b>	<b>1,179,446</b>
National Eye Institute	1	247,753
National Institute of Neurological Disorders and Stroke	3	888,879
National Institute on Drug Abuse	1	42,815
<b>Sr VP Provost Bacc &amp; Grad Edu</b>	<b>1</b>	<b>52,059</b>
<b>Sr VP Provost Bacc &amp; Grad Edu</b>	<b>1</b>	<b>52,059</b>
National Institute of Environmental Health Sciences	1	52,059
<b>GRAND TOTAL</b>	<b>301</b>	<b>74,248,943</b>



# GRANT AND CONTRACT AWARD COMPARISON BY AGENCY COLLEGE OF ARTS & SCIENCES

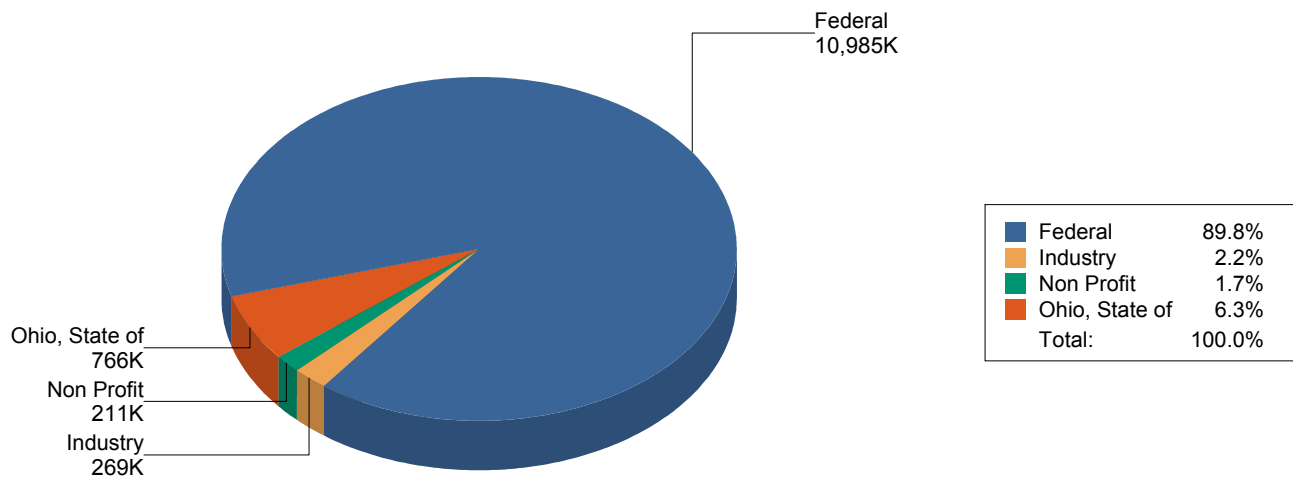
	Count	Dollars
<b>FEDERAL</b>	<b>81</b>	<b>10,985,337</b>
<b>Department of Defense</b>	<b>11</b>	<b>547,282</b>
Department of Defense - Miscellaneous	6	383,784
Department of the Air Force	3	104,360
Department of the Army	2	59,138
<b>Department of Health and Human Services</b>	<b>22</b>	<b>2,631,825</b>
Department of Health and Human Services - Other	1	49,999
Centers for Disease Control and Prevention	1	49,999
National Institutes of Health	21	2,581,826
National Cancer Institute	2	209,117
National Heart, Lung and Blood Institute	4	121,964
National Human Genome Research Institute	1	6,235
National Institute of Allergy and Infectious Diseases	2	94,641
National Institute of Child Health and Human Development	1	79,063
National Institute of Dental and Craniofacial Research	1	376,199
National Institute of Environmental Health Sciences	3	236,538
National Institute of General Medical Sciences	3	327,402
National Institute on Drug Abuse	3	167,167
Office of the Director, National Institutes of Health	1	963,500
<b>Other Federal</b>	<b>48</b>	<b>7,806,230</b>
Department of Energy	4	941,071
Miscellaneous Federal	5	313,822
Department of Homeland Security	1	24,862
Institute of Museum and Library Services	1	22,499
National Endowment for the Humanities	1	3,500
National Institute of Standards and Technology	1	253,961
U.S. Geological Survey	1	9,000
National Aeronautics and Space Administration	2	92,623
National Science Foundation	37	6,458,714
<b>INDUSTRY</b>	<b>8</b>	<b>269,213</b>
<b>Industry</b>	<b>8</b>	<b>269,213</b>
Chevron U.S.A	1	40,000
EIC Laboratories, Inc.	2	75,000
Procter & Gamble Company	5	154,213
<b>NON PROFIT</b>	<b>9</b>	<b>211,155</b>
<b>Non Profit</b>	<b>8</b>	<b>173,298</b>
American Chemical Society - National Chapter	1	56,392
American Psychological Association	1	1,000

## COLLEGE OF ARTS AND SCIENCES

	Count	Dollars
Cincinnati Children's Hospital Medical Center	1	19,526
March of Dimes	2	33,455
National Academy of Sciences	1	40,249
National Geographic Society	2	22,676
<b>Non Profit - Foreign</b>	<b>1</b>	<b>37,857</b>
Japan Foundation	1	37,857

<b>STATE OF OHIO</b>	<b>2</b>	<b>766,400</b>
	<b>2</b>	<b>766,400</b>
Ohio Department of Jobs and Family Services	2	766,400

**A&S Totals by Sponsor FY '15**



<b>GRAND TOTAL</b>	<b>100</b>	<b>12,232,104</b>
--------------------	------------	-------------------

# GRANT AND CONTRACT AWARD COMPARISON BY AGENCY COLLEGE OF EDUCATION, CRIMINAL JUSTICE & HUMAN SERVICES

	Count	Dollars
<b>FEDERAL</b>	<b>46</b>	<b>10,005,010</b>
<b>Department of Education</b>	<b>12</b>	<b>1,517,220</b>
Department of Education	12	1,517,220
<b>Department of Health and Human Services</b>	<b>14</b>	<b>1,487,075</b>
Department of Health and Human Services - Other	12	1,381,978
Administration for Children and Families	1	150,000
Centers for Disease Control and Prevention	1	14,000
Department of Health and Human Services	6	936,621
Health Resources and Services Administration	1	92,880
Substance Abuse & Mental Health Services Administration	3	188,477
National Institutes of Health	2	105,097
National Institute on Drug Abuse	2	105,097
<b>Department of Justice</b>	<b>7</b>	<b>2,068,135</b>
Bureau of Justice Assistance	2	993,590
Department of Justice	2	913,545
National Institute of Justice	1	32,000
Office of Juvenile Justice and Delinquency Prevention	2	129,000
<b>Other Federal</b>	<b>13</b>	<b>4,932,580</b>
Miscellaneous Federal	3	381,430
Corporation for National and Community Service	1	32,000
Department of Agriculture	1	50,000
Department of State	1	299,430
National Science Foundation	10	4,551,150
<b>INDUSTRY</b>	<b>1</b>	<b>2,475</b>
<b>Industry</b>	<b>1</b>	<b>2,475</b>
Academic Partnerships, LLC	1	2,475
<b>LOCAL GOVERNMENT</b>	<b>1</b>	<b>105,267</b>
	<b>1</b>	<b>105,267</b>
Cincinnati, City of	1	105,267
<b>NON PROFIT</b>	<b>4</b>	<b>95,176</b>
<b>Non Profit</b>	<b>4</b>	<b>95,176</b>
Covenant Foundation	1	14,000
Jack, Joseph and Morton Mandel Foundation	1	40,000
Society of Exploration Geophysicists - SEG Foundation	1	6,000
Spencer Foundation	1	35,176
<b>STATE OF OHIO</b>	<b>8</b>	<b>1,184,753</b>
	<b>8</b>	<b>1,184,753</b>
Ohio Board of Regents	4	501,981

## COLLEGE OF EDUCATION, CRIMINAL JUSTICE & HUMAN SERVICES

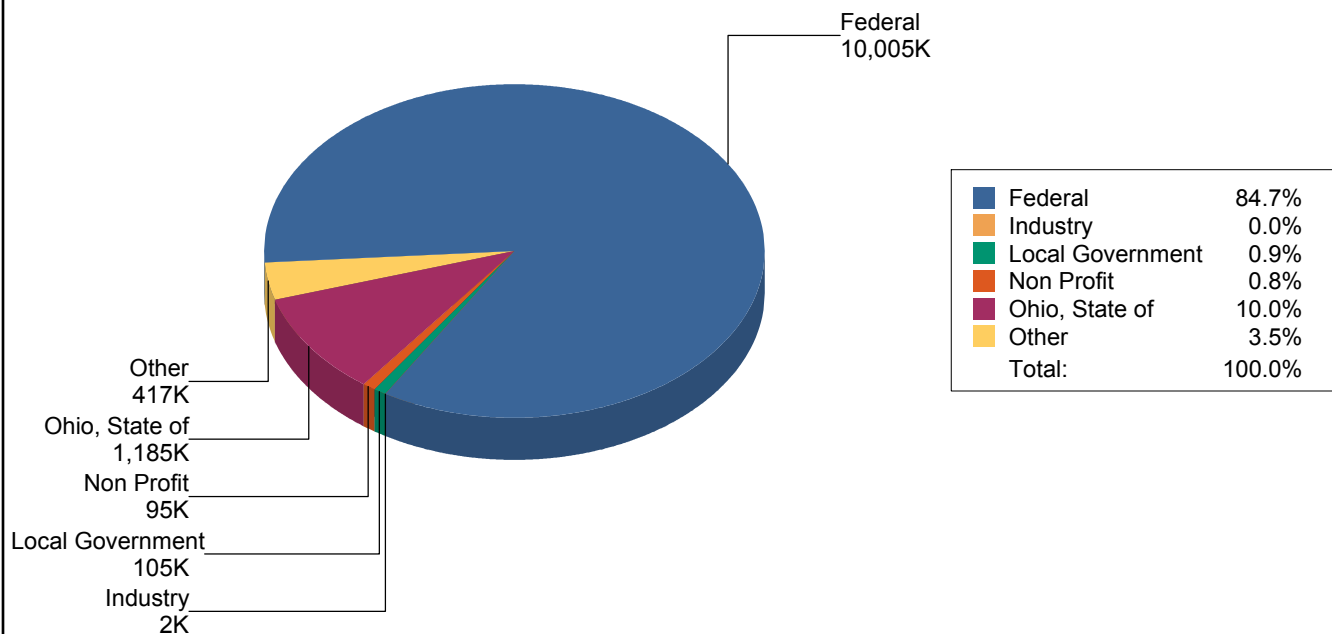
	Count	Dollars
Ohio Department of Education	1	189,000
Ohio Department of Rehabilitation and Correction	1	24,028
Ohio Department of Youth Services	2	469,744

<b>OTHER</b>	<b>3</b>	<b>417,000</b>
--------------	----------	----------------

<b>Other - State</b>	<b>3</b>	<b>417,000</b>
----------------------	----------	----------------

California Department of Corrections and Rehabilitation	1	70,000
Wisconsin Department of Corrections	2	347,000

### CECH Totals by Sponsor FY '15



**GRAND TOTAL**

**63**

**11,809,681**

# GRANT AND CONTRACT AWARD COMPARISON BY AGENCY COLLEGE OF ENGINEERING AND APPLIED SCIENCES

	Count	Dollars
<b>FEDERAL</b>	<b>76</b>	<b>10,662,216</b>
<b>Department of Defense</b>	<b>16</b>	<b>861,319</b>
Department of Defense - Miscellaneous	3	296,507
Department of the Air Force	7	303,377
Department of the Army	1	27,506
Department of the Navy	5	233,929
<b>Department of Health and Human Services</b>	<b>13</b>	<b>1,204,593</b>
Department of Health and Human Services - Other	5	135,385
Centers for Disease Control and Prevention	1	13,200
National Institute for Occupational Safety and Health	4	122,185
National Institutes of Health	8	1,069,208
National Cancer Institute	1	312,156
National Heart, Lung and Blood Institute	2	186,868
National Institute of Environmental Health Sciences	3	209,997
National Institute of General Medical Sciences	1	308,807
National Institute on Deafness and Other Communication Disor	1	51,380
<b>Other Federal</b>	<b>47</b>	<b>8,596,304</b>
Department of Energy	2	499,603
Environmental Protection Agency	8	1,852,355
Miscellaneous Federal	5	676,561
Department of Commerce	1	179,968
Department of Homeland Security	1	74,585
Department of Transportation	1	400,009
National Oceanic and Atmospheric Administration	2	21,999
National Aeronautics and Space Administration	5	281,523
National Science Foundation	27	5,286,263
<b>HIGHER EDUCATION</b>	<b>7</b>	<b>262,000</b>
<b>Higher Education</b>	<b>5</b>	<b>205,000</b>
University of California, Irvine	5	205,000
<b>Higher Education - Foreign</b>	<b>2</b>	<b>57,000</b>
Huazhong University of Science & Technology	1	12,000
Korea Aerospace University	1	45,000
<b>INDUSTRY</b>	<b>56</b>	<b>5,603,317</b>
<b>Industry</b>	<b>41</b>	<b>4,076,336</b>
Academic Partnerships, LLC	1	2,475
Amp Electric Vehicles	1	12,000
ArvinMeritor	1	10,000
Bridgestone Corporation	1	137,028

## COLLEGE OF ENGINEERING AND APPLIED SCIENCES

	Count	Dollars
Caterpillar, Inc.	2	20,000
Dana Holding Corporation	1	2,500
Ethicon Endo Surgery, Incorporated	2	61,510
Fisher Controls International, LLC	1	40,000
Ford Motor Company	1	10,000
General Electric Aviation	12	931,000
General Electric Energy	1	50,000
General Motors Corporation	1	10,000
Goodyear Tire and Rubber Company	1	29,600
Halliburton Energy Services, Inc.	2	94,000
Hexcel Corporation	1	36,000
Lam Research Corporation	1	40,000
Mammotome, A Devicor Medical Company	1	20,000
Miller Transfer & Rigging Company	1	992
Procter & Gamble Company	7	2,526,731
Romax Technology Inc	1	2,500
Woodward Inc.	1	40,000
<b>Industry - Foreign</b>	<b>15</b>	<b>1,526,981</b>
ALSTOM Transport	1	40,000
Baoshan Iron and Steel Co., LTD	1	40,000
CSSC Electronics Technology Co., Ltd.	1	40,000
CSSC Electronics Technology Company Ltd.	3	417,001
Forsvarets Materielverk	1	840,000
HIWIN Technologies Corp.	1	40,000
Hitachi, Ltd.	1	12,000
Hyundai Motor Company	1	9,980
Omron Corporation	1	40,000
Precision Machinery R&D Center	1	12,000
ServTech Corporation	1	12,000
Shanghai Electric Group Company Limited	1	12,000
Suzhou Dongling Vibration Test Instrument Co., Ltd	1	12,000
<b>LOCAL GOVERNMENT</b>	<b>2</b>	<b>96,217</b>
	<b>2</b>	<b>96,217</b>
Greater Cincinnati Water Works	1	46,218
Metropolitan Sewer District of Greater Cincinnati	1	49,999
<b>NON PROFIT</b>	<b>8</b>	<b>238,873</b>
<b>Non Profit</b>	<b>7</b>	<b>226,873</b>
American Society of Heating, Refrigerating and Air-Condition	1	10,000
Chester County Community Foundation	1	25,000
Cincinnati Children's Hospital Medical Center	2	86,373
Electric Power Research Institute	1	20,000

## COLLEGE OF ENGINEERING AND APPLIED SCIENCES

	Count	Dollars
Ohio Space Grant Consortium	1	10,500
Water Environment Research Foundation	1	75,000
<b>Non Profit - Foreign</b>	<b>1</b>	<b>12,000</b>
Tekniker Research Alliance	1	12,000

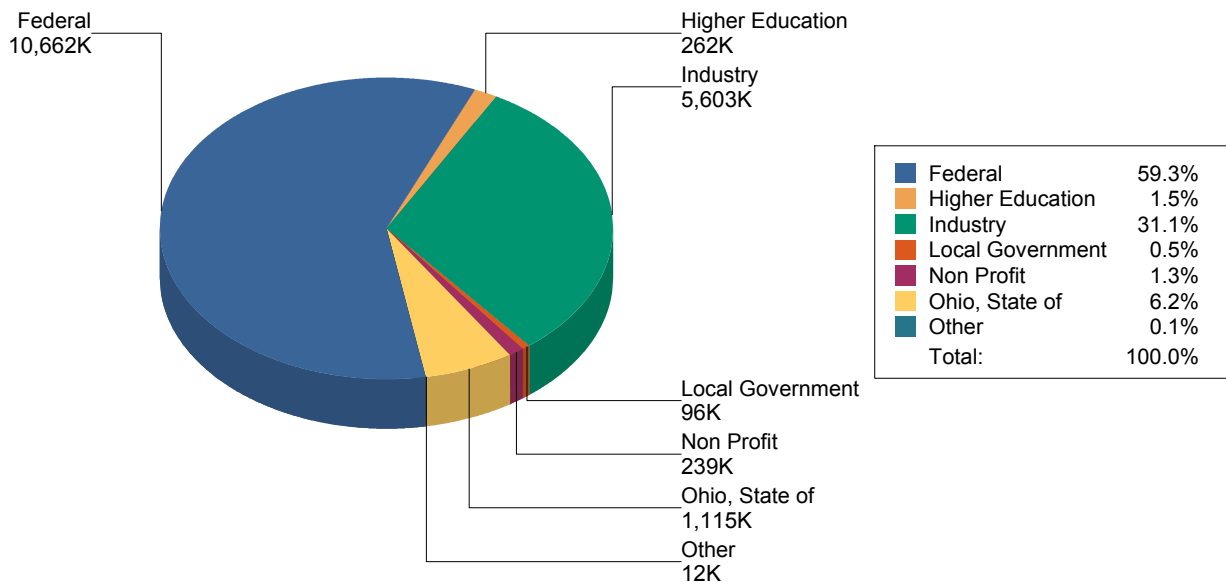
### STATE OF OHIO 10 1,115,110

	10	1,115,110
Ohio Board of Regents	2	94,500
Ohio Coal Development Office	4	640,000
Ohio Department of Transportation	3	347,766
Ohio Water Development Authority	1	32,844

### OTHER 1 12,000

<b>Other - Foreign</b>	<b>1</b>	<b>12,000</b>
Advanced Industrial Technology Research Institute	1	12,000

### CEAS Totals by Sponsor FY '15



<b>GRAND TOTAL</b>	<b>160</b>	<b>17,989,733</b>
--------------------	------------	-------------------

# GRANT AND CONTRACT AWARD COMPARISON BY AGENCY COLLEGE OF MEDICINE

	Count	Dollars
<b>FEDERAL</b>	<b>359</b>	<b>80,599,402</b>
<b>Department of Defense</b>	<b>18</b>	<b>4,161,639</b>
Department of Defense - Miscellaneous	2	625,799
Department of the Air Force	12	2,482,478
Department of the Army	4	1,053,362
<b>Department of Education</b>	<b>1</b>	<b>1,000</b>
Department of Education	1	1,000
<b>Department of Health and Human Services</b>	<b>306</b>	<b>73,954,777</b>
Department of Health and Human Services - Other	31	5,412,494
Administration for Children and Families	1	45,183
Agency for Healthcare Research and Quality	5	403,780
Centers for Disease Control and Prevention	6	709,541
Centers for Medicare & Medicaid Services	1	176,625
Department of Health and Human Services	1	535,215
Health Resources and Services Administration	9	1,231,411
Maternal and Child Health Bureau	1	11,000
National Institute for Occupational Safety and Health	7	2,299,739
National Institutes of Health	275	68,542,283
National Cancer Institute	32	5,466,825
National Center for Advancing Translational Sciences	3	146,380
National Eye Institute	5	2,348,032
National Heart, Lung and Blood Institute	57	9,362,139
National Inst of Diabetes and Digestive and Kidney Disease	30	7,817,057
National Institute of Allergy and Infectious Diseases	35	7,210,727
National Institute of Arthritis, Musculoskeletal and Skin Disease	7	669,324
National Institute of Biomedical Imaging and Bioengineering	1	194,987
National Institute of Child Health and Human Development	6	756,514
National Institute of Dental and Craniofacial Research	1	65,867
National Institute of Environmental Health Sciences	28	8,719,393
National Institute of General Medical Sciences	12	2,351,818
National Institute of Mental Health	9	2,594,640
National Institute of Neurological Disorders and Stroke	32	14,927,809
National Institute of Nursing Research	1	103,179
National Institute on Aging	3	78,145
National Institute on Deafness and Other Communication Disor	4	493,486
National Institute on Drug Abuse	8	5,225,162
Office of the Director, National Institutes of Health	1	10,800
<b>Other Federal</b>	<b>34</b>	<b>2,481,986</b>
Department of Energy	1	28,112
Environmental Protection Agency	1	6,988
Miscellaneous Federal	29	1,904,349



## COLLEGE OF MEDICINE

	Count	Dollars
Department of Housing and Urban Development	1	688,261
Department of Transportation	1	25,000
Department of Veterans Affairs	27	1,191,088
National Aeronautics and Space Administration	1	32,726
National Science Foundation	2	509,811

### INDUSTRY 13 1,549,573

<b>Industry</b>	<b>9</b>	<b>1,382,699</b>
AstraZeneca Pharmaceuticals LP	1	183,290
Calibrium	1	452,250
Corcept Therapeutics	1	30,000
Gilead Sciences, Inc.	1	1,316
Leidos Biomedical Research, Inc.	1	5,400
MedImmune	1	151,595
Scientific Therapeutics Information, Inc.	1	1,000
Sucampo Pharmaceuticals, Inc	1	473,374
TissueTech, Inc.	1	84,474
<b>Industry - Foreign</b>	<b>4</b>	<b>166,874</b>
Arch Biopartners	1	20,000
Clinuvel Singapore Pte Ltd	1	80,000
F. Hoffmann-La Roche Ltd	1	23,999
Lead Discovery Center GmbH	1	42,875

### NON PROFIT 34 4,712,615

<b>Non Profit</b>	<b>34</b>	<b>4,712,615</b>
Acoustical Society of America	1	50,000
American Academy of Child and Adolescent Psychiatry	1	30,000
American Cancer Society - National Chapter	1	5,000
American Heart Association - Great Rivers Affiliate	1	77,000
American Society for Pharmacology and Experimental Therapeutics	1	9,000
American Speech Language and Hearing Association	1	25,210
Anesthesia Research Foundation, Inc.	1	12,500
Arnold P. Gold Foundation	1	1,197
Baltimore Research and Education Foundation, Inc.	1	457,556
Bill & Melinda Gates Foundation	1	439,282
Brandon C. Gromada Head and Neck Cancer Foundation	2	35,000
Burroughs Wellcome Fund	2	1,300,000
Cascade Hemophilia Consortium	1	71,614
Cincinnati Sight Restoration Foundation	1	22,150
Cystic Fibrosis Foundation	1	27,247
Food Allergy Research & Education, Inc.	1	734,986
Foundation for Sarcoidosis Research	1	30,000

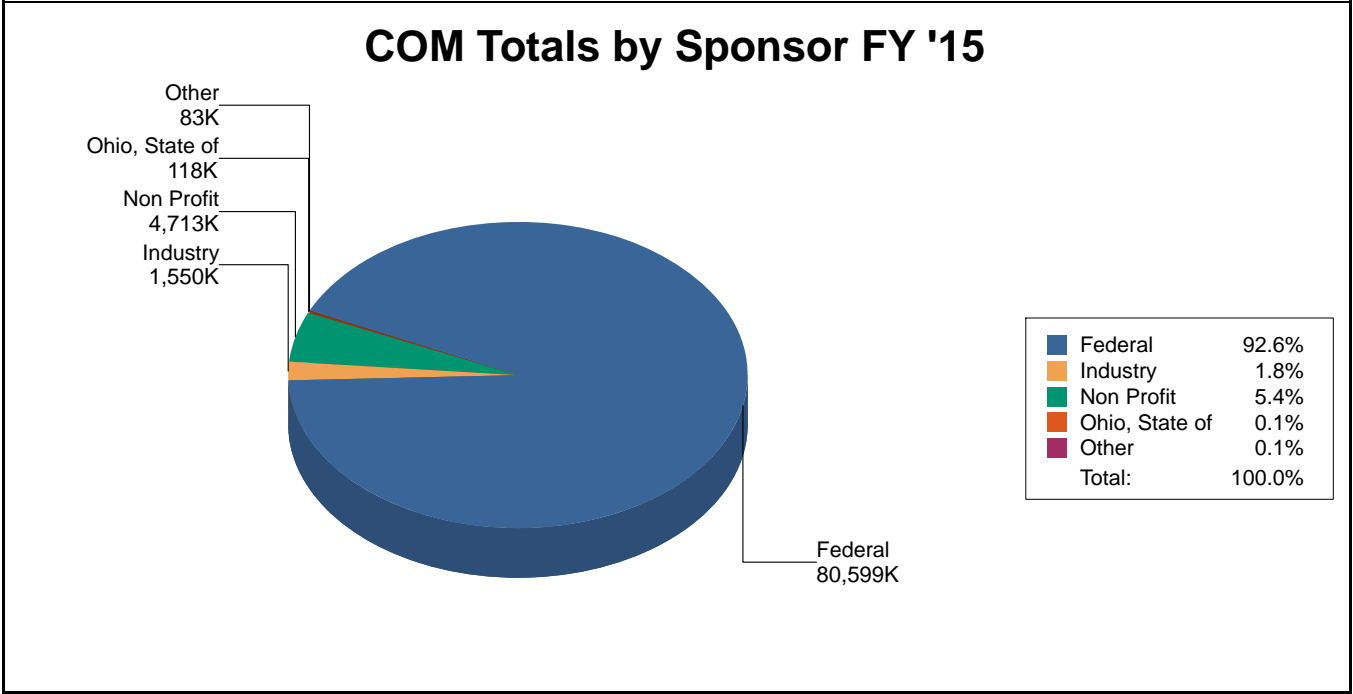
## COLLEGE OF MEDICINE

	Count	Dollars
HealthPath Foundation of Ohio, The	1	60,000
Hemophilia Foundation of Michigan	1	99,161
Interact For Health	1	51,720
Local Initiative for Excellence (L.I.F.E.)	1	50,000
Michael J. Fox Foundation for Parkinson's Research	1	75,000
Ohio Academy of Family Physicians Foundation	1	5,400
Ohio Lions Eye Research Foundation	2	25,000
Ohio Solid Organ Transplantation Consortium	1	3,500
Research to Prevent Blindness, Inc.	2	230,000
Robert Wood Johnson Foundation	1	22,400
Shriners Hospitals for Children - Cincinnati	2	662,692
Society for Academic Emergency Medicine	1	100,000

<b>STATE OF OHIO</b>	<b>3</b>	<b>118,229</b>
	<b>3</b>	<b>118,229</b>
Ohio Department of Health	1	35,800
Ohio Department of Mental Health	1	40,000
Ohio Development Services Agency	1	42,429

<b>OTHER</b>	<b>1</b>	<b>83,474</b>
<b>Other</b>	<b>1</b>	<b>83,474</b>
Multiple Sponsors	1	83,474

COLLEGE OF MEDICINE



GRAND TOTAL	410	87,063,293
-------------	-----	------------