

APPENDIX A

Mathematical Tables

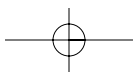
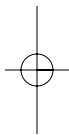
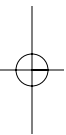


TABLE A-1 Future Value of a Single Payment of \$1 = (1 + k)ⁿ

Periods (n)	PERCENT (k)																								
	1%	2%	3%	4%	5%	6%	7%	8%	9%	10%	12%	14%	15%	18%	20%	25%									
1	1.0100	1.0200	1.0300	1.0400	1.0500	1.0600	1.0700	1.0800	1.0900	1.1000	1.1200	1.1400	1.1500	1.1800	1.2000	1.2500									
2	1.0201	1.0404	1.0609	1.0816	1.1025	1.1236	1.1449	1.1664	1.1881	1.2100	1.2544	1.2996	1.3225	1.3924	1.4400	1.5625									
3	1.0303	1.0612	1.0927	1.1249	1.1576	1.1910	1.2250	1.2597	1.2950	1.3310	1.4049	1.4815	1.5209	1.6430	1.7280	1.9531									
4	1.0406	1.0824	1.1255	1.1699	1.2155	1.2625	1.3108	1.3605	1.4116	1.4641	1.5735	1.6890	1.7490	1.9388	2.0736	2.4414									
5	1.0510	1.1041	1.1593	1.2167	1.2763	1.3382	1.4026	1.4693	1.5386	1.6105	1.7623	1.9254	2.0114	2.2878	2.4883	3.0518									
6	1.0615	1.1262	1.1941	1.2653	1.3401	1.4185	1.5007	1.5869	1.6771	1.7716	1.9738	2.1950	2.3131	2.6996	2.9860	3.8147									
7	1.0721	1.1487	1.2299	1.3159	1.4071	1.5036	1.6058	1.7138	1.8280	1.9487	2.2107	2.5023	2.6600	3.1855	3.5832	4.7684									
8	1.0829	1.1717	1.2668	1.3686	1.4775	1.5938	1.7182	1.8509	1.9926	2.1436	2.4760	2.8526	3.0590	3.7589	4.2998	5.9605									
9	1.0937	1.1951	1.3048	1.4233	1.5513	1.6895	1.8385	1.9990	2.1719	2.3579	2.7731	3.2519	3.5179	4.4355	5.1598	7.4506									
10	1.1046	1.2190	1.3439	1.4802	1.6289	1.7908	1.9672	2.1589	2.3674	2.5937	3.1058	3.7072	4.0456	5.2338	6.1917	9.3132									
11	1.1157	1.2434	1.3842	1.5395	1.7103	1.8983	2.1049	2.3316	2.5804	2.8531	3.4785	4.2262	4.6524	6.1759	7.4301	11.642									
12	1.1268	1.2682	1.4258	1.6010	1.7959	2.0122	2.2522	2.5182	2.8127	3.1384	3.8960	4.8179	5.3503	7.2876	8.9161	14.552									
13	1.1381	1.2936	1.4685	1.6651	1.8856	2.1329	2.4098	2.7196	3.0658	3.4523	4.3635	5.4924	6.1528	8.5994	10.699	18.190									
14	1.1495	1.3195	1.5126	1.7317	1.9799	2.2609	2.5785	2.9372	3.3417	3.7975	4.8871	6.2613	7.0757	10.147	12.839	22.737									
15	1.1610	1.3459	1.5580	1.8009	2.0789	2.3966	2.7590	3.1722	3.6425	4.1772	5.4736	7.1379	8.1371	11.974	15.407	28.422									
16	1.1726	1.3728	1.6047	1.8730	2.1829	2.5404	2.9522	3.4259	3.9703	4.5950	6.1304	8.1372	9.3576	14.129	18.488	35.527									
17	1.1843	1.4002	1.6528	1.9479	2.2920	2.6928	3.1588	3.7000	4.3276	5.0545	6.8660	9.2765	10.761	16.672	22.186	44.409									
18	1.1961	1.4282	1.7024	2.0258	2.4066	2.8543	3.3799	3.9960	4.7171	5.5599	7.6900	10.575	12.375	19.673	26.623	55.511									
19	1.2081	1.4568	1.7535	2.1068	2.5270	3.0256	3.6165	4.3157	5.1417	6.1159	8.6128	12.056	14.232	23.214	31.948	69.389									
20	1.2202	1.4859	1.8061	2.1911	2.6533	3.2071	3.8697	4.6610	5.6044	6.7275	9.6463	13.743	16.367	27.393	38.338	86.736									
21	1.2324	1.5157	1.8603	2.2788	2.7860	3.3996	4.1406	5.0338	6.1088	7.4002	10.804	15.668	18.822	32.324	46.005	108.42									
22	1.2447	1.5460	1.9161	2.3699	2.9253	3.6035	4.4304	5.4365	6.6586	8.1403	12.100	17.861	21.645	38.142	52.206	135.53									
23	1.2572	1.5769	1.9736	2.4647	3.0715	3.8197	4.7405	5.8715	7.2579	8.9543	13.552	20.362	24.891	45.008	66.247	169.41									
24	1.2697	1.6084	2.0328	2.5633	3.2251	4.0489	5.0724	6.3412	7.9111	9.8497	15.179	23.212	28.625	53.109	79.497	211.76									
25	1.2824	1.6406	2.0938	2.6658	3.3864	4.2919	5.4274	6.8485	8.6231	10.835	17.000	26.462	32.919	62.669	95.396	264.70									
30	1.3478	1.8114	2.4273	3.2434	4.3219	5.7435	7.6123	10.063	13.268	17.449	29.960	50.950	66.212	143.37	237.38	807.79									
35	1.4166	1.9999	2.8139	3.9461	5.5160	7.6861	10.677	14.785	20.414	28.102	52.800	98.100	133.18	328.00	590.67	2465.2									
40	1.4889	2.2080	3.2620	4.8010	7.0400	10.286	14.974	21.725	31.409	45.259	93.051	188.88	267.86	750.38	1469.8	7523.2									
45	1.5648	2.4379	3.7816	5.8412	8.9850	13.765	21.002	31.920	48.327	72.890	163.99	363.68	538.77	1716.7	3657.3	22958									
50	1.6446	2.6916	4.3839	7.1067	11.467	18.420	29.457	46.902	74.358	117.39	289.00	700.23	1083.7	3927.4	9100.4	70064									

TABLE A - 2 Present Value of a Single Payment of \$1 = $\frac{1}{(1+k)^n}$

n/k	1%	2%	3%	4%	5%	6%	7%	8%	9%	10%	12%	14%	15%	18%	20%	25%
1	0.9901	0.9804	0.9709	0.9615	0.9524	0.9434	0.9346	0.9259	0.9174	0.9091	0.8929	0.8772	0.8696	0.8475	0.8333	0.8000
2	0.9803	0.9612	0.9426	0.9246	0.9070	0.8900	0.8734	0.8573	0.8417	0.8264	0.7972	0.7695	0.7561	0.7182	0.6944	0.6400
3	0.9706	0.9423	0.9151	0.8890	0.8638	0.8396	0.8163	0.7938	0.7722	0.7513	0.7118	0.6750	0.6575	0.6086	0.5787	0.5120
4	0.9610	0.9238	0.8885	0.8548	0.8227	0.7921	0.7629	0.7350	0.7084	0.6830	0.6335	0.5921	0.5718	0.5158	0.4823	0.4096
5	0.9515	0.9057	0.8626	0.8219	0.7835	0.7473	0.7130	0.6806	0.6499	0.6209	0.5674	0.5194	0.4972	0.4371	0.4019	0.3277
6	0.9420	0.8880	0.8375	0.7903	0.7462	0.7050	0.6663	0.6302	0.5963	0.5645	0.5066	0.4556	0.4323	0.3704	0.3349	0.2621
7	0.9327	0.8706	0.8131	0.7599	0.7107	0.6651	0.6227	0.5835	0.5470	0.5132	0.4523	0.3996	0.3759	0.3139	0.2791	0.2097
8	0.9235	0.8535	0.7894	0.7307	0.6768	0.6274	0.5820	0.5403	0.5019	0.4665	0.4039	0.3506	0.3269	0.2660	0.2326	0.1678
9	0.9143	0.8368	0.7664	0.7026	0.6446	0.5919	0.5439	0.5002	0.4604	0.4241	0.3606	0.3075	0.2843	0.2255	0.1938	0.1342
10	0.9053	0.8203	0.7441	0.6756	0.6139	0.5584	0.5083	0.4632	0.4224	0.3855	0.3220	0.2697	0.2472	0.1911	0.1615	0.1074
11	0.8963	0.8043	0.7224	0.6496	0.5847	0.5268	0.4751	0.4289	0.3875	0.3505	0.2875	0.2366	0.2149	0.1619	0.1346	0.0859
12	0.8874	0.7885	0.7014	0.6246	0.5568	0.4970	0.4440	0.3971	0.3555	0.3186	0.2567	0.2076	0.1869	0.1372	0.1122	0.0687
13	0.8787	0.7730	0.6810	0.6006	0.5303	0.4688	0.4150	0.3677	0.3262	0.2897	0.2292	0.1821	0.1625	0.1163	0.0935	0.0550
14	0.8700	0.7579	0.6611	0.5775	0.5051	0.4423	0.3878	0.3405	0.2992	0.2633	0.2046	0.1597	0.1413	0.0985	0.0779	0.0440
15	0.8613	0.7430	0.6419	0.5553	0.4810	0.4173	0.3624	0.3152	0.2745	0.2394	0.1827	0.1401	0.1229	0.0835	0.0649	0.0352
16	0.8528	0.7284	0.6232	0.5339	0.4581	0.3936	0.3387	0.2919	0.2519	0.2176	0.1631	0.1229	0.1069	0.0708	0.0541	0.0281
17	0.8444	0.7142	0.6050	0.5134	0.4363	0.3714	0.3166	0.2703	0.2311	0.1978	0.1456	0.1078	0.0929	0.0600	0.0451	0.0225
18	0.8360	0.7002	0.5874	0.4936	0.4155	0.3503	0.2959	0.2502	0.2120	0.1799	0.1300	0.0946	0.0808	0.0508	0.0376	0.0180
19	0.8277	0.6864	0.5703	0.4746	0.3957	0.3305	0.2765	0.2317	0.1945	0.1635	0.1161	0.0829	0.0703	0.0431	0.0313	0.0144
20	0.8195	0.6730	0.5537	0.4564	0.3769	0.3118	0.2584	0.2145	0.1784	0.1486	0.1037	0.0728	0.0611	0.0365	0.0261	0.0115
21	0.8114	0.6598	0.5375	0.4388	0.3589	0.2942	0.2415	0.1987	0.1637	0.1351	0.0926	0.0638	0.0531	0.0309	0.0217	0.0092
22	0.8034	0.6468	0.5219	0.4220	0.3418	0.2775	0.2257	0.1839	0.1502	0.1228	0.0826	0.0560	0.0462	0.0262	0.0181	0.0074
23	0.7954	0.6342	0.5067	0.4057	0.3256	0.2618	0.2109	0.1703	0.1378	0.1117	0.0738	0.0491	0.0402	0.0222	0.0151	0.0059
24	0.7876	0.6217	0.4919	0.3901	0.3101	0.2470	0.1971	0.1577	0.1264	0.1015	0.0659	0.0431	0.0349	0.0188	0.0126	0.0047
25	0.7798	0.6095	0.4776	0.3751	0.2953	0.2330	0.1842	0.1460	0.1160	0.0923	0.0588	0.0378	0.0304	0.0160	0.0105	0.0038
30	0.7419	0.5521	0.4120	0.3083	0.2314	0.1741	0.1314	0.0994	0.0754	0.0573	0.0334	0.0196	0.0151	0.0070	0.0042	0.0012
35	0.7059	0.5000	0.3554	0.2534	0.1813	0.1301	0.0937	0.0676	0.0490	0.0356	0.0189	0.0102	0.0075	0.0030	0.0017	0.0004
40	0.6717	0.4529	0.3066	0.2083	0.1420	0.0972	0.0668	0.0460	0.0318	0.0221	0.0107	0.0053	0.0037	0.0013	0.0007	0.0001
45	0.6391	0.4102	0.2644	0.1712	0.1113	0.0727	0.0476	0.0313	0.0207	0.0137	0.0061	0.0027	0.0019	0.0006	0.0003	0.0000
50	0.6080	0.3715	0.2281	0.1407	0.0872	0.0543	0.0339	0.0213	0.0134	0.0085	0.0035	0.0014	0.0009	0.0003	0.0001	0.0000

TABLE A-3 Future Value of an Annuity of \$1 = $\frac{(1+k)^n - 1}{k}$

n/k	1%	2%	3%	4%	5%	6%	7%	8%	9%	10%	12%	14%	15%	18%	20%	25%
1	1.0000	1.0000	1.0000	1.0000	1.0000	1.0000	1.0000	1.0000	1.0000	1.0000	1.0000	1.0000	1.0000	1.0000	1.0000	1.0000
2	2.0100	2.0200	2.0300	2.0400	2.0500	2.0600	2.0700	2.0800	2.0900	2.1000	2.1200	2.1400	2.1500	2.1800	2.2000	2.2500
3	3.0301	3.0604	3.0909	3.1216	3.1525	3.1836	3.2149	3.2464	3.2781	3.3100	3.3744	3.4396	3.4725	3.5724	3.6400	3.8125
4	4.0604	4.1216	4.1836	4.2465	4.3101	4.3746	4.4399	4.5061	4.5731	4.6410	4.7793	4.9211	4.9934	5.2154	5.3680	5.7656
5	5.1010	5.2040	5.3091	5.4163	5.5256	5.6371	5.7507	5.8666	5.9847	6.1051	6.3528	6.6101	6.7424	7.1542	7.4416	8.2070
6	6.1520	6.3081	6.4684	6.6330	6.8019	6.9753	7.1533	7.3359	7.5233	7.7156	8.1152	8.5355	8.7537	9.4420	9.9299	11.259
7	7.2135	7.4343	7.6625	7.8983	8.1420	8.3938	8.6540	8.9228	9.2004	9.4872	10.089	10.730	11.067	12.142	12.916	15.073
8	8.2857	8.5830	8.8923	9.2142	9.5491	9.8975	10.260	10.637	11.028	11.436	12.300	13.233	13.727	15.327	16.499	19.842
9	9.3685	9.7546	10.159	10.583	11.027	11.491	11.978	12.488	13.021	13.579	14.776	16.085	16.786	19.086	20.799	25.802
10	10.462	10.950	11.464	12.006	12.578	13.181	13.816	14.487	15.193	15.937	17.549	19.337	20.304	23.521	25.959	33.253
11	11.567	12.169	12.808	13.486	14.207	14.972	15.784	16.645	17.560	18.531	20.655	23.045	24.349	28.755	32.150	42.566
12	12.683	13.412	14.192	15.026	15.917	16.870	17.888	18.977	20.141	21.384	24.133	27.271	29.002	34.931	39.581	54.208
13	13.809	14.680	15.618	16.627	17.713	18.882	20.141	21.495	22.953	24.523	28.029	32.089	34.352	42.219	48.497	68.760
14	14.947	15.974	17.086	18.292	19.599	21.015	22.550	24.215	26.019	27.975	32.393	37.581	40.505	50.818	59.196	86.949
15	16.097	17.293	18.599	20.024	21.579	23.276	25.129	27.152	29.361	31.772	37.280	43.842	47.850	60.965	72.035	109.68
16	17.258	18.639	20.157	21.825	23.657	25.673	27.888	30.324	33.003	35.950	42.753	50.980	55.717	72.939	87.442	138.10
17	18.430	20.012	21.762	23.698	25.840	28.213	30.840	33.750	36.974	40.545	48.884	59.118	65.075	87.068	105.93	173.63
18	19.615	21.412	23.414	25.645	28.132	30.906	33.999	37.450	41.301	45.599	55.750	68.394	75.836	103.74	128.11	218.04
19	20.811	22.841	25.117	27.671	30.539	33.760	37.379	41.446	46.018	51.159	63.440	78.969	88.212	123.41	154.73	273.55
20	22.019	24.397	26.870	29.778	33.066	36.786	40.995	45.762	51.160	52.275	72.052	91.025	102.44	146.62	186.68	342.94
21	23.239	25.783	28.676	31.969	35.719	39.993	44.865	50.423	56.765	64.002	81.699	104.76	118.81	174.02	225.02	429.68
22	24.472	27.299	30.537	34.248	38.505	43.392	49.006	55.457	62.873	71.403	92.503	120.43	137.63	206.34	271.03	538.10
23	25.716	28.845	32.453	36.618	41.430	46.996	53.436	60.893	69.532	79.543	104.60	138.29	159.27	244.48	326.23	673.62
24	26.973	30.422	34.426	39.083	44.502	50.816	58.177	66.765	76.790	88.497	118.15	158.65	184.16	288.49	392.48	843.03
25	28.243	32.030	36.459	41.646	47.727	54.865	63.249	73.106	84.701	98.347	133.33	181.87	212.79	342.60	471.98	1054.7
30	34.785	40.568	47.575	56.085	66.439	79.058	94.461	113.28	136.31	164.49	241.33	356.79	434.75	790.95	1181.8	3227.1
35	41.660	49.994	60.462	73.652	90.320	111.43	138.24	172.32	215.71	271.02	431.66	693.57	881.17	1816.7	2948.3	9856.8
40	48.886	60.402	75.401	95.026	120.80	154.76	199.64	259.06	337.88	442.59	767.09	1342.0	1779.1	4163.2	7343.8	30088
45	56.481	71.893	92.720	121.03	159.70	212.74	285.75	386.51	525.86	718.90	1358.2	2590.6	3585.1	9531.5	18281	91831
50	64.463	84.579	112.80	152.67	209.35	290.34	406.53	573.77	815.08	1163.9	2400.0	4994.5	7217.7	21813	45497	280255

TABLE A-4 Present Value of an Annuity of \$1 = $\frac{1 - 1/(1+k)^n}{k}$

n/k	1%	2%	3%	4%	5%	6%	7%	8%	9%	10%	12%	14%	15%	18%	20%	25%
1	0.9901	0.9804	0.9709	0.9615	0.9524	0.9434	0.9346	0.9259	0.9174	0.9091	0.8929	0.8772	0.8696	0.8475	0.8333	0.8000
2	1.9704	1.9416	1.9135	1.8861	1.8594	1.8334	1.8080	1.7833	1.7591	1.7355	1.6901	1.6467	1.6257	1.5656	1.5278	1.4400
3	2.9410	2.8839	2.8286	2.7751	2.7232	2.6730	2.6243	2.5771	2.5313	2.4869	2.4018	2.3216	2.2832	2.1743	2.1065	1.9520
4	3.9020	3.8077	3.7171	3.6299	3.5460	3.4651	3.3872	3.3121	3.2397	3.1699	3.0373	2.9137	2.8550	2.6901	2.5887	2.3616
5	4.8534	4.7135	4.5797	4.4518	4.3295	4.2124	4.1002	3.9927	3.8897	3.7908	3.6048	3.4331	3.3522	3.1272	2.9906	2.6893
6	5.7955	5.6014	5.4172	5.2421	5.0757	4.9173	4.7665	4.6229	4.4859	4.3553	4.1114	3.8887	3.7845	3.4976	3.3255	2.9514
7	6.7282	6.4720	6.2303	6.0021	5.7864	5.5824	5.3893	5.2064	5.0330	4.8684	4.5638	4.2883	4.1604	3.8115	3.6046	3.1611
8	7.6517	7.3255	7.0197	6.7327	6.4632	6.2098	5.9713	5.7466	5.5348	5.3349	4.9676	4.6389	4.4873	4.0776	3.8372	3.3289
9	8.5660	8.1622	7.8611	7.4353	7.1078	6.8017	6.5152	6.2469	5.9952	5.7590	5.3282	4.9464	4.7716	4.3030	4.0310	3.4631
10	9.4713	8.9826	8.5302	8.1109	7.7217	7.3601	7.0236	6.7101	6.4177	6.1446	5.6502	5.2161	5.0188	4.4941	4.1925	3.5705
11	10.368	9.7868	9.2526	8.7605	8.3064	7.8869	7.4987	7.1390	6.8052	6.4951	5.9377	5.4527	5.2337	4.6560	4.3271	3.6564
12	11.255	10.575	9.9540	9.3851	8.8633	8.3838	7.9427	7.5361	7.1607	6.8137	6.1944	5.6603	5.4206	4.7932	4.4392	3.7251
13	12.134	11.348	10.635	9.9856	9.3936	8.8527	8.3577	7.9038	7.4869	7.1034	6.4235	5.8424	5.5831	4.9095	4.5327	3.7801
14	13.004	12.106	11.296	10.563	9.8986	9.2950	8.7455	8.2442	7.7862	7.3667	6.6282	6.0021	5.7245	5.0081	4.6106	3.8241
15	13.865	12.849	11.938	11.118	10.380	9.7122	9.1079	8.5595	8.0607	7.6061	6.8109	6.1422	5.8474	5.0916	4.6755	3.8593
16	14.718	13.578	12.561	11.652	10.838	10.106	9.4466	8.8514	8.3126	7.8237	6.9740	6.2651	5.9542	5.1624	4.7296	3.8874
17	15.562	14.292	13.166	12.166	11.274	10.477	9.7632	9.1216	8.5436	8.0216	7.1196	6.3729	6.0472	5.2223	4.7746	3.9099
18	16.398	14.992	13.754	12.659	11.690	10.828	10.059	9.3719	8.7556	8.2014	7.2497	6.4674	6.1280	5.2732	4.8122	3.9279
19	17.226	15.678	14.324	13.134	12.085	11.158	10.336	9.6036	8.9501	8.3649	7.3658	6.5504	6.1982	5.3162	4.8435	3.9424
20	18.046	16.351	14.877	13.590	12.462	11.470	10.594	9.8181	9.1285	8.5136	7.4694	6.6231	6.2593	5.3527	4.8696	3.9539
21	18.857	17.011	15.415	14.029	12.821	11.764	10.836	10.017	9.2922	8.6487	7.5620	6.6870	6.3125	5.3837	4.8913	3.9631
22	19.660	17.658	15.937	14.451	13.163	12.042	11.061	10.201	9.4424	8.7715	7.6446	6.7429	6.3587	5.4099	4.9094	3.9705
23	20.456	18.292	16.444	14.857	13.489	12.303	11.272	10.371	9.5802	8.8832	7.7184	6.7921	6.3988	5.4321	4.9245	3.9764
24	21.243	18.914	16.936	15.247	13.799	12.550	11.469	10.529	9.7066	8.9847	7.7843	6.8351	6.4338	5.4509	4.9371	3.9811
25	22.023	19.523	17.413	15.622	14.094	12.783	11.654	10.675	9.8226	9.0770	7.8431	6.8729	6.4641	5.4669	4.9476	3.9849
30	25.808	22.396	19.600	17.292	15.372	13.765	12.409	11.258	10.274	9.4269	8.0552	7.0027	6.5660	5.5168	4.9789	3.9950
35	29.409	24.999	21.487	18.665	16.374	14.498	12.948	11.655	10.567	9.6442	8.1755	7.0700	6.6166	5.5386	4.9915	3.9984
40	32.835	27.355	23.115	19.793	17.159	15.046	13.332	11.925	10.757	9.7791	8.2438	7.1050	6.6418	5.5482	4.9966	3.9995
45	36.095	29.490	24.519	20.720	17.774	15.456	13.606	12.108	10.881	9.8628	8.2825	7.1232	6.6543	5.5523	4.9986	3.9998
50	39.196	31.424	25.730	21.482	18.256	15.762	13.801	12.233	10.962	9.9148	8.3045	7.1327	6.6605	5.5541	4.9995	3.9999

TABLE A-5 Continuous Compounding Future Value of a Single Payment of \$1 = e^{kn}

n/k	1%	2%	3%	4%	5%	6%	7%	8%	9%	10%	12%	14%	15%	18%	20%	25%
1	1.0101	1.0202	1.0305	1.0408	1.0513	1.0618	1.0725	1.0833	1.0942	1.1052	1.1275	1.1503	1.1618	1.1972	1.2214	1.2840
2	1.0202	1.0408	1.0618	1.0833	1.1052	1.1275	1.1503	1.1735	1.1972	1.2214	1.2712	1.3231	1.3499	1.4333	1.4918	1.6487
3	1.0305	1.0618	1.0942	1.1275	1.1618	1.1972	1.2337	1.2712	1.3100	1.3499	1.4333	1.5220	1.5683	1.7160	1.8221	2.1170
4	1.0408	1.0833	1.1275	1.1735	1.2214	1.2712	1.3231	1.3771	1.4333	1.4918	1.6161	1.7507	1.8221	2.0544	2.2255	2.7183
5	1.0513	1.1052	1.1618	1.2214	1.2840	1.3499	1.4191	1.4918	1.5683	1.6487	1.8221	2.0138	2.1170	2.4596	2.7183	3.4903
6	1.0618	1.1275	1.1972	1.2712	1.3499	1.4333	1.5220	1.6161	1.7160	1.8221	2.0544	2.3164	2.4596	2.9447	3.3201	4.4817
7	1.0725	1.1503	1.2337	1.3231	1.4191	1.5220	1.6323	1.7507	1.8775	2.0138	2.3164	2.6645	2.8577	3.5254	4.0552	5.7546
8	1.0833	1.1735	1.2712	1.3771	1.4918	1.6161	1.7507	1.8965	2.0544	2.2255	2.6117	3.0649	3.3201	4.2207	4.9530	7.3891
9	1.0942	1.1972	1.3100	1.4333	1.5683	1.7160	1.8776	2.0544	2.2479	2.4596	2.9447	3.5254	3.8574	5.0531	6.0496	9.4877
10	1.1052	1.2214	1.3499	1.4918	1.6487	1.8221	2.0138	2.2255	2.4596	2.7183	3.3201	4.0552	4.4817	6.0496	7.3891	12.182
11	1.1163	1.2461	1.3910	1.5527	1.7333	1.9348	2.1598	2.4109	2.6912	3.0042	3.7434	4.6646	5.2070	7.2427	9.0250	15.643
12	1.1275	1.2712	1.4333	1.6161	1.8221	2.0544	2.3164	2.6117	2.9447	3.3201	4.2207	5.3656	6.0496	8.6711	11.023	20.086
13	1.1388	1.2969	1.4770	1.6820	1.9155	2.1815	2.4843	2.8292	3.2220	3.6693	4.7588	6.1719	7.0287	10.381	13.464	25.790
14	1.1503	1.3231	1.5220	1.7507	2.0138	2.3164	2.6645	3.0649	3.5254	4.0552	5.3656	7.0993	8.1662	12.429	16.445	33.115
15	1.1618	1.3499	1.5683	1.8221	2.1170	2.4596	2.8577	3.3201	3.8574	4.4817	6.0496	8.1662	9.4877	14.880	20.086	45.251
16	1.1735	1.3771	1.6161	1.8965	2.2255	2.6117	3.0649	3.5966	4.2207	4.9530	6.8210	9.3933	11.023	17.814	24.533	54.598
17	1.1853	1.4049	1.6653	1.9739	2.3396	2.7732	3.2871	3.8962	4.6182	5.4739	7.6906	10.805	12.807	21.328	29.964	70.105
18	1.1972	1.4333	1.7160	2.0544	2.4596	2.9447	3.5254	4.2207	5.0531	6.0496	8.6711	12.429	14.880	25.534	36.598	90.017
19	1.2092	1.4623	1.7683	2.1383	2.5857	3.1268	3.7810	4.5722	5.5290	6.6859	9.7767	14.296	17.288	30.569	44.701	115.58
20	1.2214	1.4918	1.8221	2.2255	2.7183	3.3201	4.0552	4.9530	6.0496	7.3891	11.023	16.445	20.086	36.598	54.598	148.41
21	1.2337	1.5220	1.8776	2.3164	2.8577	3.5254	4.3492	5.3656	6.6194	8.1662	12.429	18.916	23.336	43.816	66.686	190.57
22	1.2461	1.5527	1.9348	2.4109	3.0042	3.7434	4.6646	5.8124	7.2427	9.0250	14.013	21.758	27.113	52.457	81.451	244.69
23	1.2586	1.5841	1.9937	2.5093	3.1582	3.9749	5.0028	6.2965	7.9248	9.9742	15.800	25.028	31.500	62.803	99.484	314.19
24	1.2712	1.6161	2.0544	2.6117	3.3201	4.2207	5.3656	6.8210	8.6711	11.023	17.814	28.789	36.598	75.189	121.51	403.43
25	1.2840	1.6487	2.1170	2.7183	3.4903	4.4817	5.7546	7.3891	9.4877	12.182	20.086	33.115	42.521	90.017	148.41	518.01
30	1.3499	1.8221	2.4596	3.3201	4.4817	6.0496	8.1662	11.023	14.880	20.086	36.598	66.686	90.017	221.4	403.4	1808.0
35	1.4191	2.0138	2.8577	4.0552	5.7546	8.1662	11.588	16.445	23.336	33.115	66.686	134.29	190.57	544.57	1096.6	6310.7
40	1.4918	2.2255	3.3201	4.9530	7.3891	11.023	16.445	24.533	36.598	54.598	121.51	270.43	403.43	1339.4	2981.0	22026
45	1.5683	2.4596	3.8574	6.0496	9.4877	14.880	23.336	36.598	57.397	90.017	221.41	544.57	854.06	3294.5	8103.1	76880
50	1.6487	2.7183	4.4817	7.3891	12.182	20.086	33.115	54.598	90.017	148.41	403.43	1096.6	1808.0	8103.1	22026	268337

APPENDIX B

The Standard Normal Distribution

z	.00	.01	.02	.03	.04	.05	.06	.07	.08	.09
0.0	.0000	.0040	.0080	.0120	.0160	.0199	.0239	.0279	.0319	.0359
0.1	.0398	.0438	.0478	.0517	.0557	.0596	.0636	.0675	.0714	.0753
0.2	.0793	.0832	.0871	.0910	.0948	.0987	.1026	.1064	.1103	.1141
0.3	.1179	.1217	.1255	.1293	.1331	.1398	.1406	.1443	.1480	.1517
0.4	.1554	.1591	.1628	.1664	.1700	.1736	.1772	.1808	.1844	.1879
0.5	.1915	.1950	.1985	.2019	.2054	.2088	.2123	.2157	.2190	.2224
0.6	.2257	.2291	.2324	.2357	.2389	.2422	.2454	.2486	.2517	.2549
0.7	.2580	.2611	.2642	.2673	.2704	.2734	.2764	.2794	.2823	.2852
0.8	.2881	.2910	.2939	.2967	.2995	.3023	.3051	.3078	.3106	.3133
0.9	.3159	.3186	.3212	.3238	.3264	.3289	.3315	.3340	.3365	.3389
1.0	.3413	.3438	.3461	.3485	.3508	.3531	.3554	.3577	.3599	.3621
1.1	.3643	.3665	.3686	.3708	.3729	.3749	.3770	.3790	.3810	.3830
1.2	.3849	.3869	.3888	.3907	.3925	.3944	.3962	.3980	.3997	.4015
1.3	.4032	.4049	.4066	.4082	.4099	.4115	.4131	.4147	.4162	.4177
1.4	.4192	.4207	.4222	.4236	.4251	.4265	.4279	.4292	.4306	.4319
1.5	.4332	.4345	.4357	.4370	.4382	.4394	.4406	.4418	.4429	.4441
1.6	.4452	.4463	.4474	.4484	.4495	.4505	.4515	.4525	.4535	.4545
1.7	.4554	.4564	.4573	.4582	.4591	.4599	.4608	.4616	.4625	.4633
1.8	.4641	.4649	.4656	.4664	.4671	.4678	.4686	.4693	.4699	.4706
1.9	.4713	.4719	.4726	.4732	.4738	.4744	.4750	.4756	.4761	.4767
2.0	.4772	.4778	.4783	.4788	.4793	.4798	.4803	.4808	.4812	.4817
2.1	.4821	.4826	.4830	.4834	.4838	.4842	.4846	.4850	.4854	.4857
2.2	.4861	.4864	.4868	.4871	.4875	.4878	.4881	.4884	.4887	.4890
2.3	.4893	.4896	.4898	.4901	.4904	.4906	.4909	.4911	.4913	.4916
2.4	.4918	.4920	.4922	.4925	.4927	.4929	.4931	.4932	.4934	.4936
2.5	.4938	.4940	.4941	.4943	.4945	.4946	.4948	.4949	.4951	.4952
2.6	.4953	.4955	.4956	.4957	.4959	.4960	.4961	.4962	.4963	.4964
2.7	.4965	.4966	.4967	.4968	.4969	.4970	.4971	.4972	.4973	.4974
2.8	.4974	.4975	.4976	.4977	.4977	.4978	.4979	.4979	.4980	.4981
2.9	.4981	.4982	.4982	.4983	.4984	.4984	.4985	.4985	.4986	.4986
3.0	.4987	.4987	.4987	.4988	.4988	.4989	.4989	.4989	.4990	.4990

