

Bodleian Libraries
UNIVERSITY OF OXFORD

Bodleian Social Science Library

Research Skills: An Introduction

John Southall

Bodleian Data Librarian

Subject Consultant for Economics, Sociology
and SP&I

October 2014

Session Overview

Introduction to Bodleian Libraries

1. Preparing for your literature search
2. Primary and secondary resources
3. Tips for online searching

Where to find further courses and advice



The Bodleian Libraries Service offers:

- 28 libraries including
 - Central Bodleian reading rooms, Social Science, Anthropology, Law, Education, Business, Philosophy & Theology, Latin American Studies, Radcliffe Science, etc.
 - www.bodleian.ox.ac.uk/libraries
- 50,000 e-journals
- 500,000 e-books
- 1,000 databases
- 11 million print volumes
 - 1,000 items added daily to the collections
- 3,800 study spaces
 - 600 computers and wireless network



Use your
Bodleian Password
to connect to the
Bodleian Libraries
wifi or Ethernet, and
to log into library PCs

Your username is the
7-digit number on your
University card

Your default password is
your date of birth in the
format 16OCT1988

You need to reset your
password @
<https://register.bodleian.ox.ac.uk>

SSL Services and Help

- Use 'Single Sign On' to access resources
- Lending, self-issue, stack requests (up to 30/40 books, normal loans 1 wk/1 month, short loans 2 days),
- Enquiry services, Subject Consultant appointments, training,
- Request book, journals and data from library research budgets,
- Working space - Graduate study rooms, study carrels, book discussion rooms,
- Access to PCs, wireless, printing, copying & scanning.



SOLO

SEARCH OXFORD
LIBRARIES ONLINE

<http://solo.bodleian.ox.ac.uk>



Search for

- Books and E-books
- Journals and E-journals
- Databases
- Grey literature
- Digital collections

Request

- Place holds
- Make stack requests

Manage your account

- Renewals
- Store or export references
- Add tags
- RSS feeds

1. Preparing for your literature search



Developing your literature search

1. Preliminary searching and browsing

- Scan abstracts and skim-read papers
- Identify current directions of research
- How will you contribute new knowledge?

2. Structured searching with appropriate syntax

- Identify key articles and heavily-cited papers
- Establish key authors, organizations and sources
- Commit to in-depth consideration and re-reading of papers


3. Develop search

- Track citations to follow research connections
- “Cast net more widely” in terms of resources searched
- Set up alerts for new content

Stay focused, keep a search log

Search question: Main concepts

Do improved skills in
information literacy increase the
academic achievement of
research students?



Search preparation: Keywords

Information Literacy	Academic achievement	Research students
Information skills	Academic success	Graduate students
Search skills	Academic assessment	Postgraduate students
Bibliographic instruction	Academic result	Contract research staff
User education	Academic standard	PhD
	Educational achievement	DPhil
	Educational assessment	PRS
	Educational result	
	Educational standard	

Exercise 1: Search preparation

- Write a short sentence about your research interest
- Underline key concepts
- Write down alternative words/phrases for each concept
- Discuss with your neighbour

2. Primary and secondary sources



Primary and secondary sources

Primary source	<p>A work not based on or derived from another source e.g. contemporary records, data, conference papers, working papers – ‘raw’</p> <p>Horror films and their audiences; viewings interviews and statistics</p>
Secondary source	<p>Include the use/analysis/interpretation of primary and other sources e.g. books, journal articles - ‘cooked’</p> <p>Books about cinema and audiences, theories of social interaction or film</p>

Finding primary sources

- News: Nexis, Factiva
- Data: UK Data Service, OECD iLibrary
- Subject specific websites (ELDIS, Social Policy Digest)
- Working papers: institutional websites
- Conference proceedings: ZETOC
- Theses and dissertations: Proquest Dissertations & Theses, Index to Theses, Ethos, ORA
- Note; move towards 'secondary source tools'

Finding Secondary Sources: Books

- SOLO (Oxford catalogue)
- British Library Catalogue
- COPAC (UK Libraries)
- WorldCat (Global)

Where would you look for a specific journal article?

- A. Google
- B. Google Scholar
- C. Library catalogue
- D. Oxford University e-Journals
- E. Bibliographic database (e.g. SCOPUS, IBSS)
- F. Other

Where would you look for journal articles on your research topic?

- A. Google
- B. Google Scholar - <http://scholar.google.co.uk>
- C. Library catalogue
- D. Oxford University e-Journals
- E. Bibliographic database (e.g. SCOPUS, IBSS)
- F. Other

Balance; Success hit rate vs. time available

Selecting databases for your search

Search Strategy

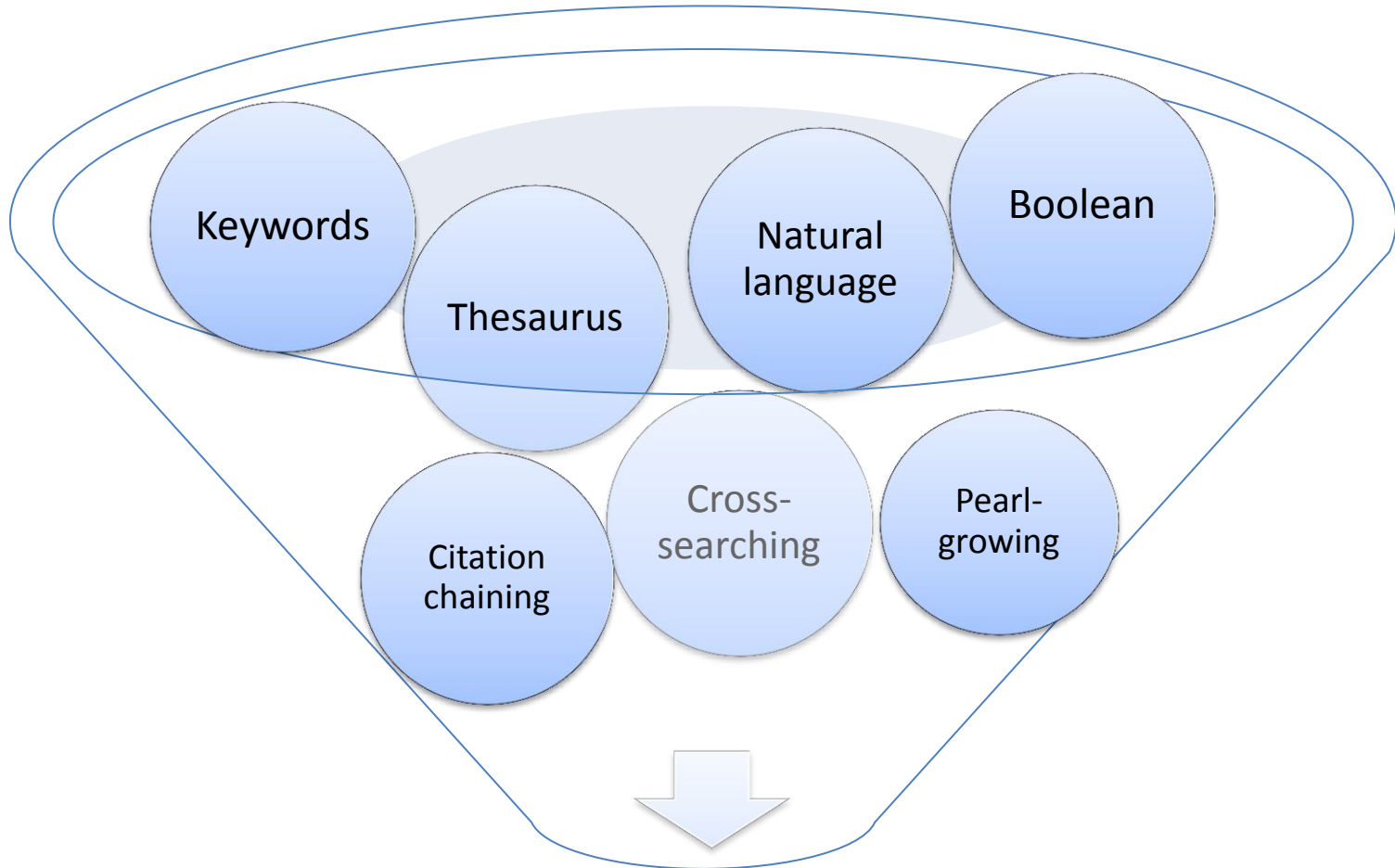
The authors of three meta-analyses on mentoring or related topics (1) DuBois et al. (2002) on mentoring in general, 2) Lipsey and Wilson (1998) on delinquency interventions in general, and 3) Aos et al. (2004) on interventions for delinquency and associated social problems) were contacted for databases on reports and coding approaches. In addition, we searched various databases including PsychINFO, Criminal Justice Abstracts, Criminal Justice Periodicals Index, Social Sciences Citation Index (SSCI), Science Citation Index (SCI), Applied Social Sciences Indexes and Abstracts (ASSIA), MEDLINE, Science Direct, Sociological Abstracts, Dissertation Abstracts, Database of Abstracts of Reviews of Effectiveness, and ERIC (Education Resources

Tolan, P., Henry, D., Schoeny, M., Bass, A. & Tolan, P. 2008, "Mentoring interventions to affect juvenile delinquency and associated problems", *Campbell Systematic Reviews*, vol. 16.

Exercise 2: Select databases

1. Ask yourself two questions:
 - Which subjects are pertinent to my topic?
(Sociology, health, public policy, education..)
 - Which formats might contain relevant research?
(Journal articles, working papers, books, datasets..)
2. Explore the LibGuides
<http://libguides.bodleian.ox.ac.uk>
3. Check the subject-listed databases on OxLIP+
<http://oxlip-plus.bodleian.ox.ac.uk>

3. Search tips



Relevant scholarly research

Natural language searching

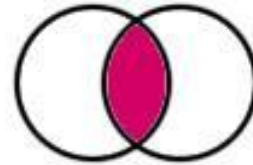
You enter a sentence or a question or keywords

The database uses a **programmed logic** to determine which results to send back

Search syntax: Boolean logic

AND


university **and** oxford



**NARROWS
SEARCH**

OR


university **or** oxford



**BROADENS
SEARCH**

NOT

university **not** oxford



**NARROWS
SEARCH**

Further search syntax

Parentheses

e.g. (academic OR educational) AND achievement

Truncation and wildcards

e.g. feminis*, wom?n

Search for a phrase by using quote marks

e.g. "graduate students"

Limit to particular fields

e.g. title, abstract, keywords

Apply search filters

e.g. date, format

Example search string

- **Search 1: information literacy**

information literacy OR information skills OR search* skills OR bibliographic instruction OR (“user education” AND librar*)

- **Search 2: academic achievement**

(academic OR education*) AND (achievement OR success OR assessment OR result* OR standard*)

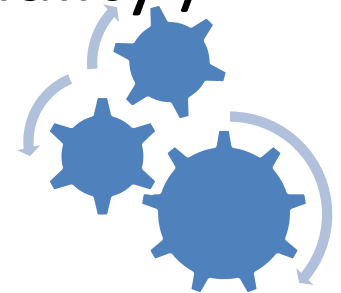
- **Search 3: university students**


(university NEAR/4 student*) OR undergraduate* OR postgraduate* OR graduate*

- **Final search string: #1 AND #2 AND #3**

Exercise 3: Run your search

- Create a search string from your keywords
- Apply the search string in a database of your choice
 - You may wish to use the Proquest platform first. At the results screen click on the option to refine your search by 'databases' to note the “hit rates” for each.
- Explore the database search functionality / refine your search.





Thank you

Further courses and advice:

- 1) www.bodleian.ox.ac.uk/ssl
- 2) <http://libguides.bodleian.ox.ac.uk/workshops>
- 3) Subject Specialist: John Southall