



WOMEN'S ALL-TIME TOP 10 LIST

CINCINNATI SWIMMING & DIVING




50 FREESTYLE

1. Jackie Keire	22.75	2015	6. Helena Pikhartova	23.02	2014
2. Liz Hansson	22.93	2011	7. Lange Gilby	23.04	2010
3. Marein de Jong	22.97	2002	8. Weronika Wasiakowska	23.13	2014
4. Caroline Cooper	22.98	1988	9. Elinore de Jong	23.17	2010
5. Shannon Strini	22.99	1999	10. Gerdien de Jong	23.31	2007




100 FREESTYLE

1. Jackie Keire	48.44	2015	6. Marein de Jong	50.29	2002
2. Elinore de Jong	49.71	2009	7. Nelly Jorgensen	50.41	2000
3. Weronika Wasiakowska	49.80	2014	8. Maria Oberg	50.66	2002
4. Liz Hansson	49.82	2011	9. Lange Gilby	50.66	2010
5. Caroline Cooper	50.13	1988	10. Carrie Sheil	50.78	2000



200 FREESTYLE

1. Jackie Keire	1:44.70	2015	6. Weronika Wasiakowska	1:48.50	2014
2. Maria Oberg	1:47.55	2002	7. Caroline Cooper	1:49.44	1986
3. Ann Degenstein	1:47.79	2006	8. Jessica Piper	1:49.57	2013
4. Nelly Jorgensen	1:47.87	2000	9. Liz Hansson	1:49.95	2011
5. Tina Gustafsson	1:48.08	1982	10. Malin Olsson	1:50.10	1997



500 FREESTYLE

1. Jackie Keire	4:41.33	2014	6. Jen McLeod	4:54.76	1994
2. Maria Oberg	4:42.73	2001	7. Taylor Myszka	4:55.11	2015
3. Ann Degenstein	4:49.35	2006	8. Hope Andrews	4:55.52	2014
4. Fiona McLay	4:51.14	1988	9. Aleksandra Kaminska	4:56.85	2015
5. Lori Strong	4:53.80	1983	10. Lori Brafield	4:57.19	1985



1,000 FREESTYLE

1. Maria Oberg	9:55.69	2002	6. Fiona McLay	10:08.63	1988
2. Lori Strong	9:58.57	2011	7. Lois Brafield	10:10.00	1985
3. Hope Andrews	10:03.98	2014	8. Sara Wanasek	10:11.70	2015
4. Jen McLeod	10:06.17	1994	9. Milli Puth	10:14.36	2014
5. Jackie Keire	10:08.34	2014	10. Shauna Conrad	10:14.40	2003




1,650 FREESTYLE

1. Maria Oberg	16:25.85	2001	6. Fiona McLay	16:55.33	1987
2. Lori Strong	16:33.41	1983	7. Taylor Myszka	16:55.39	2015
3. Jen McLeod	16:44.18	1994	8. Shauna Conrad	16:56.49	2003
4. Sara Wanasek	16:47.06	2015	9. Milli Puth	16:58.50	2014
5. Hope Andrews	16:51.41	2014	10. Paola Rivas	16:59.17	2005



100 BACKSTROKE

1. Lindsey Niehaus	54.96	2015	6. Tricia Stalf	56.10	1992
2. Liz Hansson	55.19	2011	7. Randi Vogel	56.39	2005
3. Kendra Bierman	55.78	2014	8. Shannon McCarthy	57.00	2009
4. Jessica Piper	55.79	2014	9. Sofia Svensson	57.04	1999
5. Erin Frye	55.99	2013	10. Weronika Wasiakowska	57.08	2011



200 BACKSTROKE

1. Sofia Svensson	1:57.88	2000	6. Miranda Hampton	2:01.20	2014
2. Jessica Piper	1:57.89	2013	7. Tricia Stalf	2:01.37	1992
3. Liz Hansson	1:58.63	2011	8. Randi Vogel	2:01.53	2005
4. Erin Frye	1:59.67	2012	9. Amanda Hardewig	2:01.93	2012
5. Kendra Bierman	2:00.85	2014	10. Shannon McCarthy	2:02.78	2009



100 BREASTSTROKE

1. Helena Pikhartova	1:01.05	2013	6. Emma Gustafson	1:03.63	2003
2. Sammie Wheeler	1:02.42	2014	7. Helena Bjornstad	1:03.67	1986
3. Josefin Wede	1:02.56	2011	8. Monika Pikhartova	1:03.99	2015
4. Stephanie Conklin	1:03.18	2011	9. Bailey Laban	1:04.07	2012
5. Karli Kentner	1:03.48	2009	10. Tricia Rye	1:04.21	2004



200 BREASTSTROKE

1. Josefin Wede	2:12.44	2011	6. Emma Gustafson	2:16.30	2003
2. Helena Pikhartova	2:12.55	2013	7. Tricia Rye	2:16.97	2004
3. Andrea Bartel	2:15.32	2015	8. Victoria Jacumski	2:18.05	2011
4. Helena Bjornstad	2:15.70	1986	9. Karli Kentner	2:18.09	2009
5. Stephanie Conklin	2:16.26	2011	10. Serena McGibbon	2:19.48	2011



100 BUTTERFLY

1. Ellie de Jong	53.24	2009	6. Karen Brasier	55.93	2006
2. Ann Degenstein	53.51	2006	7. Brittany Groene	55.99	2011
3. Caroline Cooper	53.54	1987	8. Laurie Caudy	56.16	2011
4. Marein de Jong	55.07	2002	9. Sofia Svensson	56.20	1999
5. Iuliia Fedoreeva	55.39	2013	10. Michelle MacPherson	56.33	1986



200 BUTTERFLY

1. Ann Degenstein	1:58.28	2006	6. Iuliia Fedoreeva	2:02.03	2014
2. Louise Gowens	1:58.92	2003	7. Lois Brafield	2:02.50	1985
3. Michelle MacPherson	2:01.23	1987	8. Eva Johnson	2:02.69	1987
4. Sofia Svensson	2:01.38	1999	9. Rachel Dover	2:02.82	2015
5. Caroline Cooper	2:01.76	1988	10. Laurie Caudy	2:02.92	2011



200 INDIVIDUAL MEDLEY

1. Sammie Wheeler	2:02.18	2012	6. Jessica Piper	2:03.63	2013
2. Sofia Svensson	2:02.87	2000	7. Andrea Bartel	2:03.81	2015
3. Josefin Wede	2:03.30	2011	8. Liz Hansson	2:03.99	2010
4. Helena Pikhartova	2:03.47	2014	9. Louise Gowens	2:05.15	2004
5. Michelle MacPherson	2:03.60	1989	10. Brittany Groene	2:05.43	2011



400 INDIVIDUAL MEDLEY

1. Andrea Bartel	4:19.45	2015	6. Vera Svensson	4:24.60	1996
2. Michelle MacPherson	4:19.77	1988	7. Tori Livingston	4:24.69	2003
3. Sofia Svensson	4:23.77	1999	8. Barbi Brochu	4:24.72	1998
4. Iuliia Fedoreeva	4:23.93	2014	9. Josefin Wede	4:25.86	2011
5. Louise Gowens	4:24.42	2004	10. Kimberly Brochu	4:26.72	1994

MEN'S ALL-TIME TOP 10 LIST

CINCINNATI SWIMMING & DIVING




50 FREESTYLE

1.	Josh Schneider	18.93	2010	6.	Ryan Yearwood	20.33	2005
2.	Blake Layda	19.91	1998	7.	David Gustavson	20.55	2005
3.	Ryan McNally	20.06	2002	8.	Joe Seither	20.57	2003
4.	Marcel Kleiner	20.09	2007	9.	Eitan Holder	20.59	2015
5.	Lauren Hart	20.16	1989	10.	Connor Davis	20.63	2015



100 FREESTYLE

1.	Josh Schneider	42.44	2010	6.	Ryan Yearwood	44.67	2005
2.	Lauren Hart	44.18	1989	7.	Pelle Wikstrom	44.87	1982
3.	Marcel Kleiner	44.43	2005	8.	Joe Scherpenberg	45.06	2013
4.	Blake Layda	44.50	1998	9.	Jens Diegel	45.07	1988
5.	Eitan Holder	44.63	2015	10.	David Gustavson	45.09	2004



200 FREESTYLE

1.	Josh Schneider	1:36.90	2010	5.	Eran Hirsch	1:38.01	1994
2.	Pelle Wikstrom	1:36.97	1982	7.	Tom Widhart	1:38.08	1992
3.	Honza Vitazka	1:37.51	1998	8.	David Gustavson	1:38.40	2002
4.	Joe Scherpenberg	1:37.76	2013	9.	O.J. Miller	1:38.40	1987
5.	Eitan Holder	1:38.01	2015	10.	Stiofan Cunningham	1:38.52	2009




500 FREESTYLE

1.	Scott Davidson	4:24.82	2003	6.	Stiofan Cunningham	4:26.65	2011
2.	Tom Widhart	4:25.72	1992	7.	Jeppe Nielsen	4:27.35	1996
3.	Steve McLeod	4:26.00	2000	8.	Nathan Williams	4:28.30	2009
4.	Eitan Holder	4:26.56	2015	9.	Kevin Dupuis	4:29.20	2000
5.	Eran Hirsch	4:26.60	1993	10.	Joe Scherpenberg	4:29.25	2014



1,000 FREESTYLE

1.	Steve McLeod	9:08.42	1998	6.	Nathan Williams	9:19.99	2010
2.	Scott Davison	9:08.48	2001	7.	Aaron Lehr	9:22.89	1998
3.	Honza Vitazka	9:14.41	1999	8.	Carlo Piccio	9:24.09	2002
4.	Chris Bready	9:16.15	2015	9.	Joe Bott	9:25.13	2013
5.	Bobby Ritter	9:19.63	1978	10.	Stiofan Cunningham	9:25.34	2011



1,650 FREESTYLE

1.	Scott Davidson	15:08.96	2001	6.	Honza Vitazka	15:29.94	1998
2.	Steve McLeod	15:10.36	1998	7.	Stiofan Cunningham	15:34.46	2011
3.	Bobby Ritter	15:18.68	1978	8.	Joe Bott	15:35.47	2013
4.	Chris Bready	15:21.84	2015	9.	Aaron Lehr	15:36.02	1996
5.	Nathan Williams	15:28.50	2010	10.	Cody Green	15:40.85	2015



100 BACKSTROKE

1.	Jeremy Peter	48.41	2009	6.	Enrique Bayata	50.41	2004
2.	Joe Scherpenberg	49.01	2013	7.	Bjoern Mates	50.41	2007
3.	Awse Ma'Aya	49.55	2013	8.	Lauren Hart	50.50	1988
4.	Honza Vitazka	49.60	1997	9.	Chris Fowler	50.52	2002
5.	Todd Brannon	49.97	2015	10.	Blake Layda	50.79	1998




200 BACKSTROKE

1. Bjoern Mates	1:46.87	2007	6. Jon Satre	1:48.41	2015
2. Honza Vitazka	1:47.03	1997	7. Awse Ma'Aya	1:48.45	2013
3. Joe Scherpenberg	1:47.25	2013	8. Alex Chin	1:48.99	2013
4. Todd Brannon	1:47.94	2015	9. Jeremy Peter	1:49.18	2009
5. Donovan Kearns	1:48.35	2014	10. Enrique Bayata	1:49.46	2004



100 BREASTSTROKE

1. Jeremy Peter	55.24	2009	6. Doug Zafft	56.44	2000
2. Steve Marshall	55.58	2005	7. Rob Langford	56.57	2009
3. Dan Gilbertson	55.60	2015	8. Alex Hutchinson	56.66	2015
4. David Gustavson	56.05	2004	8. Scott Dill	56.66	1992
5. Stuart Willison	56.38	2003	10. Kevin Dupuis	56.69	2001



200 BREASTSTROKE

1. Jeremy Peter	1:56.95	2010	6. Cody Green	2:02.41	2015
2. Kevin Dupuis	1:59.56	2001	7. Kuba Carda	2:02.47	2009
3. Dan Gilbertson	2:00.81	2015	8. Nik Balmer	2:02.59	2015
4. Tyler Roehr	2:00.99	2015	9. Trenton Harper	2:02.63	2014
5. Brent Ellery	2:01.37	1992	10. Matt Dixon	2:02.78	1995



100 BUTTERFLY

1. Josh Schneider	46.12	2010	6. David Gustavson	48.51	2006
2. Ryan McNally	47.53	2002	7. Eitan Holder	48.78	2015
3. Lauren Hart	48.08	1989	8. Patryk Wakula	48.83	2009
4. Doug Zafft	48.32	2000	9. Ryan Yearwood	48.90	2005
5. Honza Vitazka	48.34	1997	10. Haakon Stokke	49.00	1983



200 BUTTERFLY

1. Honza Vitazka	1:45.95	1998	6. Agustin Guzman	1:48.68	2000
2. Ryan Depietro	1:47.59	2015	7. Erhan Hirsch	1:48.89	1993
3. Ryan McNally	1:47.78	2002	8. Timothy Hart	1:48.92	1995
4. Haakon Stokke	1:48.25	1983	9. Ekhard Neubauer	1:49.61	1984
5. Jurgen Wurth	1:48.34	1982	10. Jens Diegel	1:49.71	1988



200 INDIVIDUAL MEDLEY

1. Honza Vitazka	1:46.40	1998	6. Doug Zafft	1:49.64	2000
2. Jeremy Peter	1:47.03	2009	7. Kuba Carda	1:50.03	2009
3. Kevin Dupuis	1:48.95	2001	8. Rob McLean	1:50.28	1985
4. Ryan Depietro	1:49.14	2015	9. Tyler Roehr	1:50.31	2015
5. David Gustavson	1:49.30	2004	10. Timothy Hart	1:50.76	1995



400 INDIVIDUAL MEDLEY

1. Ryan Depietro	3:49.08	2015	6. Kuba Carda	3:52.58	2008
2. Honza Vitazka	3:49.79	1999	7. Carlo Piccio	3:54.93	2005
3. Kevin Dupuis	3:50.34	2001	8. Henka Cleverdal	3:55.00	1996
4. Jeremy Peter	3:51.02	2008	9. Cody Green	3:55.52	2015
5. Brent Ellery	3:51.11	1992	10. Scott Davison	3:56.35	2002