


ScienceDirect – User Guide

COVERAGE

ScienceDirect is a database of about 1,500 full text journals and reference books published by Elsevier and Academic Press. Search it for information relevant to all University of Ulster Faculties from Arts to Social Sciences. You can access articles in ScienceDirect in various ways:

1. To get the full-text of a journal article reference which you have found by doing a literature search in a more comprehensive indexing database, e.g. MEDLINE or Web of Science. Click on  against the reference to open the full text article in **ScienceDirect**, if that journal is hosted there.
2. To access a particular journal you already know about: click on the link to Electronic Journals on the Library homepage to connect to the **TDNet** electronic journals management system. Search for the journal title e.g. Business Horizons , Biological Psychology or Interacting with Computers.

Library Home Page	About TDNet	Search TDNet	Terms Of Use	My TDNet
-----------------------------------	-----------------------------	------------------------------	------------------------------	--------------------------

You searched for: Journal: **interacting with computers**;

Journal Title	Online Coverage	Notes	Full Text Access
Interacting with Computers From ScienceDirect	03/1995 - 01/2007		<input checked="" type="checkbox"/>

Click on **From ScienceDirect** to browse the contents pages of issues of that journal.

3. You can search the **ScienceDirect** database independently as described below.

ACCESSING SCIENCEDIRECT

To access ScienceDirect, **EITHER**

1. From the University of Ulster Library home page (<http://library.ulster.ac.uk/>), select **Databases**, click on **S** and then scroll down and select **ScienceDirect** **OR**

2. Enter <http://www.sciencedirect.com> in the address line of your Internet browser

HOW TO LOGIN TO SCIENCEDIRECT

Click on **Athens/Institution Login** at the top right of the screen.

Address  <http://www.sciencedirect.com/>

 Brought to you by:
The University of Ulster Library

Athens/Institution Login [Not Registered?](#)
User Name: Password: 
 Remember me on this computer [Forgotten password?](#)

Click on **Athens Login** on the next screen.

Enter your **Athens** username and password and click on *Login*.

Login via Athens or Your Institution

You may be able to login to ScienceDirect using Athens or your institution's login credentials. Remember your login preference the next time you access ScienceDirect from this machine.

If you are an Athens user, please select the link below.

[Athens Login](#)

On-campus users have automatic access to ScienceDirect titles. However users are encouraged to enter their **Athens** username and password. This allows you to take advantage of the database's personalised features: for example to set up a favourite journal list, email alerts, save search history and searches.

Off-campus users **must** use their **Athens** username and password.

The first time you do this you will be asked to *Activate Athens User Name*:

Complete *Activate Athens user name* boxes with your: Title, First Name, Family Name, E-Mail Address (please use your UU E-Mail), Country, User Role (choose relevant option e.g. Student, Faculty – for academic staff, Researcher, Other).

Click on *Done*.

A screen confirming "*Athens User Name Activation Successful*" will appear.

Click on *Continue*. If you get *security information* boxes, simply click on *continue*.

You will not need to do this on subsequent logins.

SEARCHING

Browse

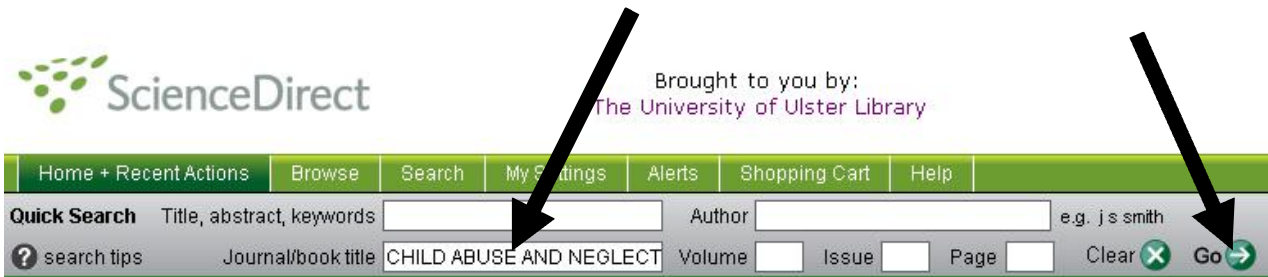
Use **Browse** to see a list of all the journals which UU subscribes to: You can browse through the full list in Alphabetical A to Z order or by subject e.g. *Nursing and Health Professions* under the larger *Health Sciences* section.

- **Include:** Unselect the box Non-subscribed to only get full-text journals or books.
- Select a letter e.g. **J** to browse titles beginning with that letter.
- Click on a title to open contents pages.
- You can select particular journals as one of your **Favorites** so that you can choose to Browse only your favourite journal and book titles.
- You can select journals so that you receive E-Mail **Alerts** when a new issue of a journal is published.
- Click on **Apply** to proceed with the search choices you have made.

The screenshot shows the ScienceDirect 'Browse' page. At the top, there are navigation tabs: Home + Recent Actions, Browse, Search, My Settings, Alerts, Shopping Cart, and Help. Below the tabs is a 'Quick Search' section with input fields for Title, abstract, keywords, Author, and Journal/book title, along with a 'Go' button. The main content area is titled '85 titles found in Health Sciences > Nursing and Health Professions'. It features a 'Full subject list' with a grid of letters A-Z and 'All'. Below this is a table of journals with columns for 'Journal/Book Title', 'Content Type', 'Favourites', and 'Alerts'. The table lists several journals, including 'Journal of the American College of Cardiology', 'Journal of the American Dietetic Association', and 'Journal of the Association of Nurses in AIDS Care'. A 'Your selections have been saved.' message is visible in the top right corner. On the left side, there are filter options under 'Include' and 'What does this mean?'. Arrows point to various elements: the 'Browse' tab, the 'Quick Search' section, the 'Full subject list' grid, the 'Journal/Book Title' column, the 'Favourites' and 'Alerts' columns, and the 'Apply' button at the bottom of the filter section.

To search for a specific journal title use Quick Search.

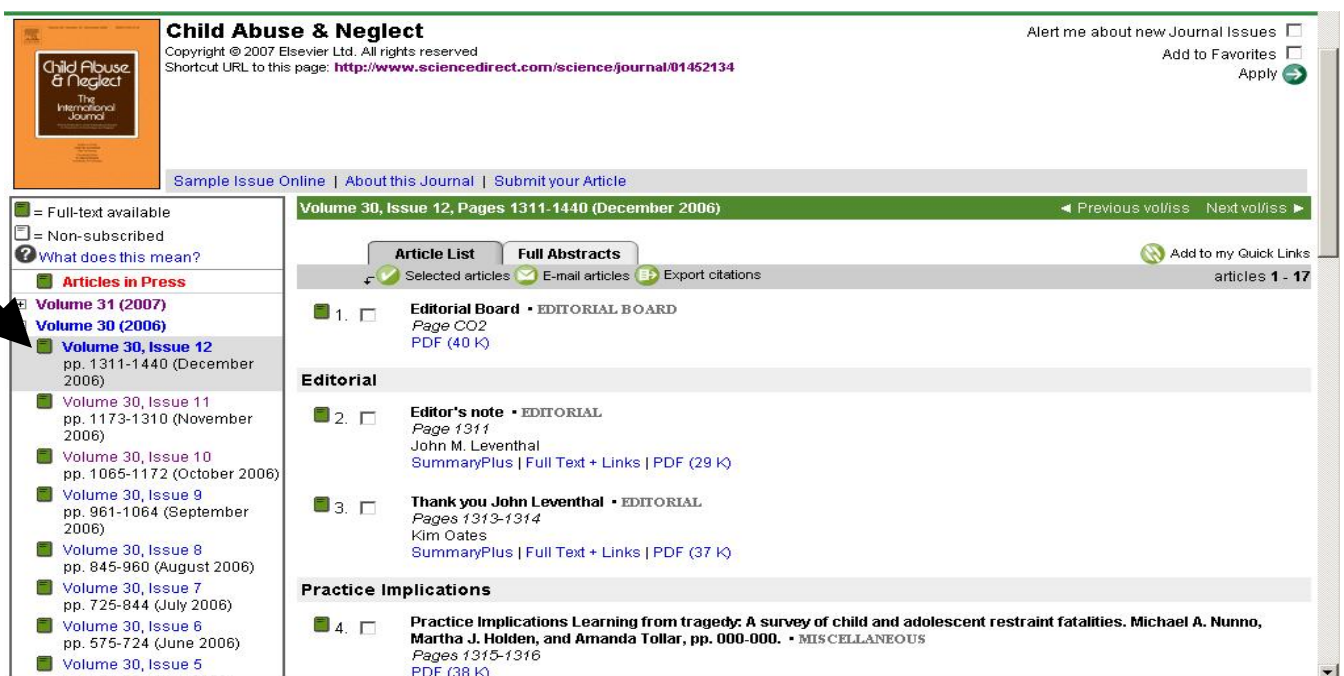
- In the Journal/book title box type in the name of the journal E.g. **Child Abuse and Neglect**.
- Click on the arrow next to **Go**.



- If available in full text the title will appear with a “Full-text available” icon next to it.
- Click on the journal title to bring up the current issue and index of previous volumes.



- Select any issue / number of the journal and browse the contents pages.
- Click on the PDF link to open the Adobe Acrobat full-text image of any article.



To search for articles by subject in any journal title.

- Click on the **Search** button at top of screen.
- Click on **Journals** or **All Sources**. In addition to journals, the University of Ulster subscribes to a few Reference Sources. Scirus searches evaluated Internet sites.
- Enter your subject terms in the **Term(s)** boxes e.g. Cognitive Load* (*Note: see section on Truncation and wildcards below for explanation of the use of **)
- Limit search to a particular field **within** the article e.g. *Abstract, Title, Keywords; Authors; Journal name* by using the drop-down menu on the right side of the screen.
- Select *Subscribed journals* from the **Source** menu so that you get full-text.
- Select from **Subject** box, e.g. *Computer Science*, or leave as *All Sciences*.
- Use the **Dates** drop-down menus to choose the time period to search within.
- Click on the **Search** button at the bottom of the screen

The screenshot shows the Scirus search interface. At the top, there are tabs for 'All Sources', 'Journals', 'Books', 'Reference Works', and 'Scirus'. The 'Journals' tab is selected. Below the tabs, there are two search boxes. The first box contains 'COGNITIVE LOAD*' and the second box contains 'COMPUTER'. Both boxes have a 'within:' dropdown menu set to 'Abstract, Title, Keywords'. Below the search boxes, there is a 'Source:' dropdown menu set to 'Subscribed journals' and a checked box for 'Include Articles in Press'. Below that, there is a 'Subject:' dropdown menu with a list of subjects: 'Business, Management and Accounting', 'Chemical Engineering', 'Chemistry', and 'Computer Science'. Below the subject list, there is a note: 'Hold down the Ctrl key (or ⌘ key) to select multiple entries.' Below the subject list, there is a 'Limit by Document Type:' section with several checkboxes: 'Article' (checked), 'Review Article' (checked), 'Short Communication' (unchecked), 'Correspondence, Letter' (unchecked), 'Short Survey' (unchecked), 'Discussion' (unchecked), 'Book Review' (unchecked), 'Product Re' (unchecked), and 'Editorial' (unchecked). Below the document type section, there is a 'Dates:' section with a dropdown menu set to '2003' and a dropdown menu set to 'Present', with a radio button for 'All Years'. Below the dates section, there are input boxes for 'Volume:', 'Issue:', and 'Page:'. At the bottom, there are buttons for 'Search', 'Clear', and 'Recall Search', along with a 'Search Tips' link. A callout box on the right side of the interface contains the text: 'Optional: Source; Subject area; Document type; Dates'. Two arrows point to the 'Journals' tab and the 'Search' button.

Search tips

Combining terms – use **AND, OR, AND NOT** to combine terms together. By default the **AND** connector is placed between any two search terms separated by a space or hyphen in the same search box, e.g. *heart attack* will be searched as Heart AND attack. *Xbox OR Playstation* will get documents with either term. *Diabetes mellitus AND NOT Insulin* will find articles about Diabetes mellitus but exclude those relating to insulin.

Plural and possessive. Use the singular word. **Woman** will retrieve **woman, women, women's**. **City** will find **city, cities, city's**. **Food** will retrieve **food and foods**.

Truncation/Wildcard characters. Use an **asterisk** to search for different endings of a term e.g. **supplement*** will find **supplement, supplements, supplementation** etc. or to replace zero or more characters within a word, for example **behavio*r** will find both **behaviour** and **behavior**.

It is possible to use a question mark at the end of a word to find words with exactly that number of characters after the root word e.g. **transplant??** will find **transplanter** or **transplanted** but not **transplant**, **transplants**, **transplanting** or **transplantation**.

Proximity searching – use **W/nn** to specify the distance between specific terms e.g. **functional W/3 food** will retrieve all records where the term functional can be found within three words of the term food or foods, in any order. **Pain W/15 morphine** will find pain within 15 words of morphine.

An **Advanced Search** option is also available. Use this if you are confident with combining search terms e.g. **Islam* W/5 medic* AND histor*** will look for Islam or Islamic within 5 words of medical or medicine and also includes the word history or historical.

DISPLAYING RESULTS

Search results are displayed in brief format.

10 Articles Found
 pub-date > 2002 and TITLE-ABSTR-KEY(COGNITIVE LOAD*) and TITLE-ABSTR-KEY(COMPUTER)

Edit Search | Save Search | Save as Search Alert

= Full-text available = Non-subscribed [? What does this mean?](#)

Article List | Full Abstract

display checked docs | e-mail articles | export citations

- Distinguishing addiction and high engagement in the context of online game playing** • ARTICLE
Computers in Human Behavior, Volume 23, Issue 3, May 2007, Pages 1531-1548
 John P. Charlton and Ian D.W. Danforth
[SummaryPlus](#) | [Full Text + Links](#) | [PDF \(188 K\)](#)
- A model of **cognitive loads** in massively multiplayer online role playing games** • ARTICLE
Interacting with Computers, Volume 19, Issue 2, March 2007, Pages 167-179
 Chee Siang Ang, Panayiotis Zaphiris and Shumaila Mahmood
[SummaryPlus](#) | [Full Text + Links](#) | [PDF \(366 K\)](#)
- Effect of experience and mode of presentation on problem solving** • ARTICLE
Computers in Human Behavior, Volume 23, Issue 1, January 2007, Pages 258-274
 Damien J. Williams and Jan M. Noyes
[SummaryPlus](#) | [Full Text + Links](#) | [PDF \(234 K\)](#)
- First impressions last a lifetime: effect of interface type on disorientation and **cognitive load**** • ARTICLE
Computers in Human Behavior, Volume 23, Issue 1, January 2007, Pages 525-535
 Raafat George Saadé and Camille Alexandre Otrakji
[SummaryPlus](#) | [Full Text + Links](#) | [PDF \(163 K\)](#)
- A novel device allowing natural real-time data acquisition**
corrected Proof, Available online 11 December 2006,

Click in box to select documents from larger list. Then: display checked docs

Scroll down through the list of potentially relevant articles and choose those for which you want to get more information. There are three options for displaying the content of an article:

- **Summary Plus.** Abstract, outline of article, thumbnail images and reference links for the article. By clicking on the links you display the brief details of other articles.
- **Full Text + Links.** Abstract, outline of article with hyperlinks, the full text, thumbnail images and references.
- **PDF.** The entire article as it appears in the printed copy of the journal.

doi:10.1016/j.intcom.2006.08.006 Cite or Link Using DOI
Copyright © 2006 Elsevier B.V. All rights reserved.

A model of **cognitive loads** in massively multiplayer online role playing games

Chee Siang Ang^a, Panayiotis Zaphiris^{a,*,} and Shumaila Mahmood^a

^aCentre for Human-Computer Interaction Design, City University, London EC1V 0HB, UK

Available online 18 September 2006.

Abstract

Being one of the most commercially successful entertainment software applications, massively multiplayer online role playing games (MMORPGs) continue to expand in term of the revenue they generate as well as the involvement of users who congregate in their virtual space and form communities around them to support each other. Unlike conventional offline **computer** games, or networked games with limited numbers of players, MMORPGs are not merely software applications as they are usually seen as a space with complicated dynamics of social interactions. Hence, it is believed that playing these games might cause **cognitive** overload problems among the players as they have to constantly interact with the game world as well as with other users. We

This Document

- SummaryPlus
 - Full Text + Links
 - PDF (366 K)

Actions

- Cited By
- Save as Citation Alert
- E-mail Article
- Export Citation
- Add to my Quick Links

PRINTING/SAVING

- Using Full Text + Links format - Use *File* button on browser, top left of screen, to print or save articles to disc.
- Using PDF: Use the PDF/Acrobat toolbar immediately above the PDF text and click on the disk (to save) or print icons. This is the option recommended as it includes page numbers and graphics exactly as published.
- When saving a file or PDF document to a folder on your computer hard disk or USB memory device it is recommended that you rename the file from the default file name to: Author Journal Title Year e.g. *Ang Interacting with computers 2007*

Available online at www.sciencedirect.com

Interacting with Computers
www.elsevier.com/locate/intcom

role

online role playing games congregate in their virtual or networked games with a space with complicated problems among the players

as they have to constantly interact with the game world as well as with other users. We conducted an exploratory study using qualitative methods to explore cognitive overloads in Maple Story, a typical MMORPG. Our results reveal that several types of cognitive overloads

To Exit from ScienceDirect.

If you have used *Athens Login* click on **Logout** at the top of the screen under your name. Always logout of your Athens and Single Sign-on account before leaving a computer.

Tips.

There are comprehensive interactive tutorials at:

<http://www.info.sciencedirect.com/using/#>

April 2007